

US00D563655S

(12) **United States Design Patent**
Matis et al.

(10) **Patent No.:** **US D563,655 S**
(45) **Date of Patent:** **** Mar. 11, 2008**

(54) **FOOTWEAR UPPER**

D548,938 S * 8/2007 Belley et al. D2/969
D551,838 S * 10/2007 Brewer D2/972

(75) Inventors: **Clark A. Matis**, Charlotte, VT (US);
Tuan N. Le, Portland, OR (US)

OTHER PUBLICATIONS

Merrell Fall 2006 Catalog, pp. 20, 22.

(73) Assignee: **Wolverine World Wide, Inc.**,
Rockford, MI (US)

* cited by examiner

(**) Term: **14 Years**

Primary Examiner—Dominic Simone

(21) Appl. No.: **29/268,586**

(74) *Attorney, Agent, or Firm*—Warner Norcross & Judd
LLP

(22) Filed: **Nov. 9, 2006**

(57) **CLAIM**

(51) **LOC (8) Cl.** **02-99**

The ornamental design for footwear upper, as shown and
described.

(52) **U.S. Cl.** **D2/969**

(58) **Field of Classification Search** D2/896,
D2/900, 902, 903, 905, 907, 908, 916, 919–921,
D2/923–925, 943, 944, 969, 972–974, 977;
36/8.1, 9 R, 10, 45, 50.1, 77 M, 77 R, 78,
36/83, 88, 112–114, 126–131
See application file for complete search history.

DESCRIPTION

FIG. 1 is a perspective view of the footwear upper embody-
ing the new design;
FIG. 2 is a top view thereof;
FIG. 3 is a right side view thereof;
FIG. 4 is a left side view thereof;
FIG. 5 is a front view thereof; and,
FIG. 6 is a rear view thereof.

(56) **References Cited**

U.S. PATENT DOCUMENTS

- D487,960 S 4/2004 Bandini et al.
- D503,262 S * 3/2005 Della Valle D2/907
- D503,524 S 4/2005 Belley et al.
- D504,763 S 5/2005 Matis et al.
- D511,883 S 11/2005 Matis
- D514,788 S 2/2006 Schoenborn et al.
- D532,587 S 11/2006 Matis
- D533,987 S 12/2006 Matis et al.
- D536,519 S * 2/2007 Caine D2/969
- D539,019 S * 3/2007 Matis et al. D2/969

FIGS. 1–6 show features of an article of footwear in
phantom lines. These features are shown for environmental
purposes and do not form any part of the claimed design.
Further, the phantom lines immediately adjacent the solid-
line portions of the design form the boundary of the design,
with the phantom lines forming no part of the claimed
design.

1 Claim, 4 Drawing Sheets

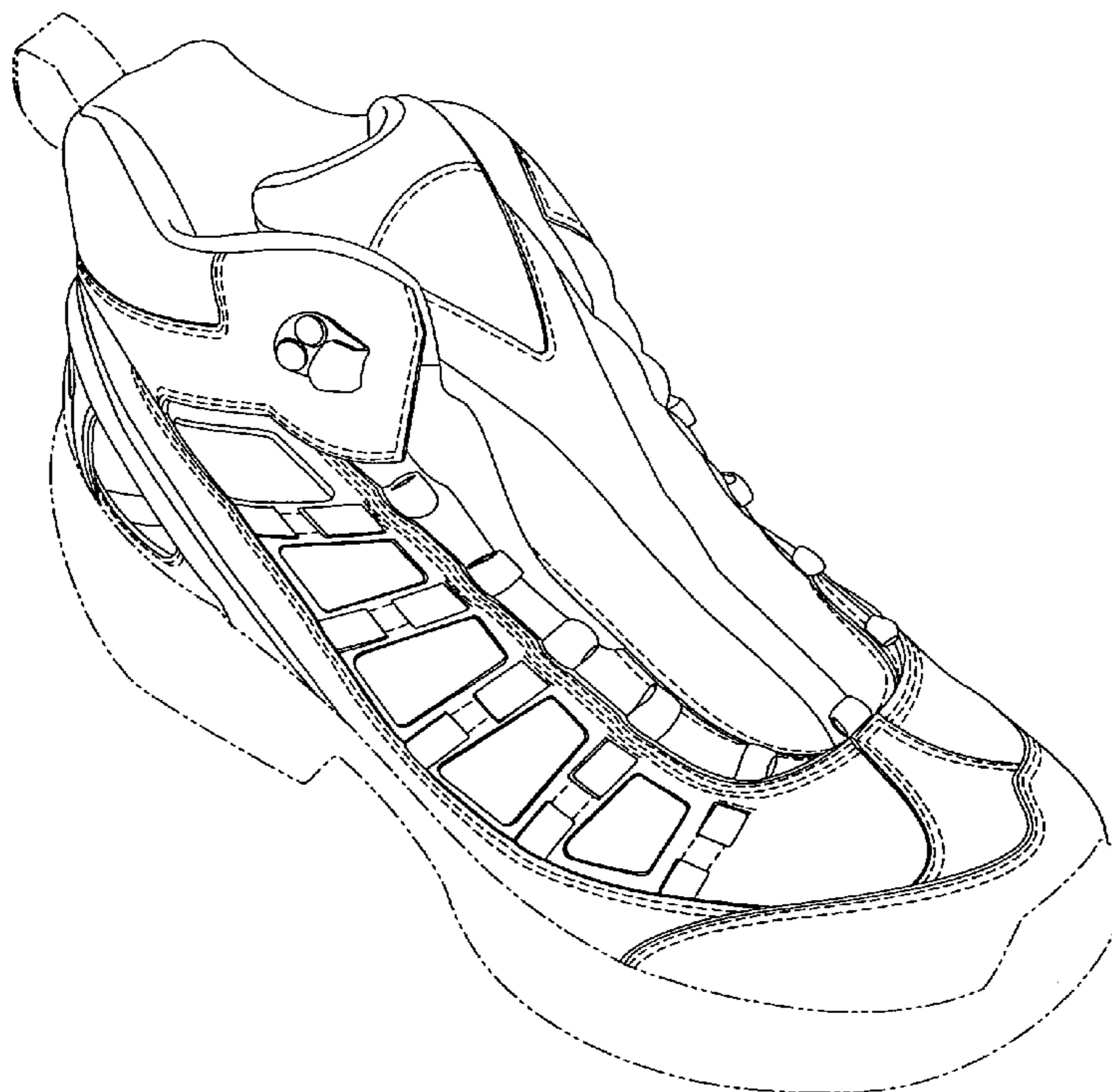




Fig. 1

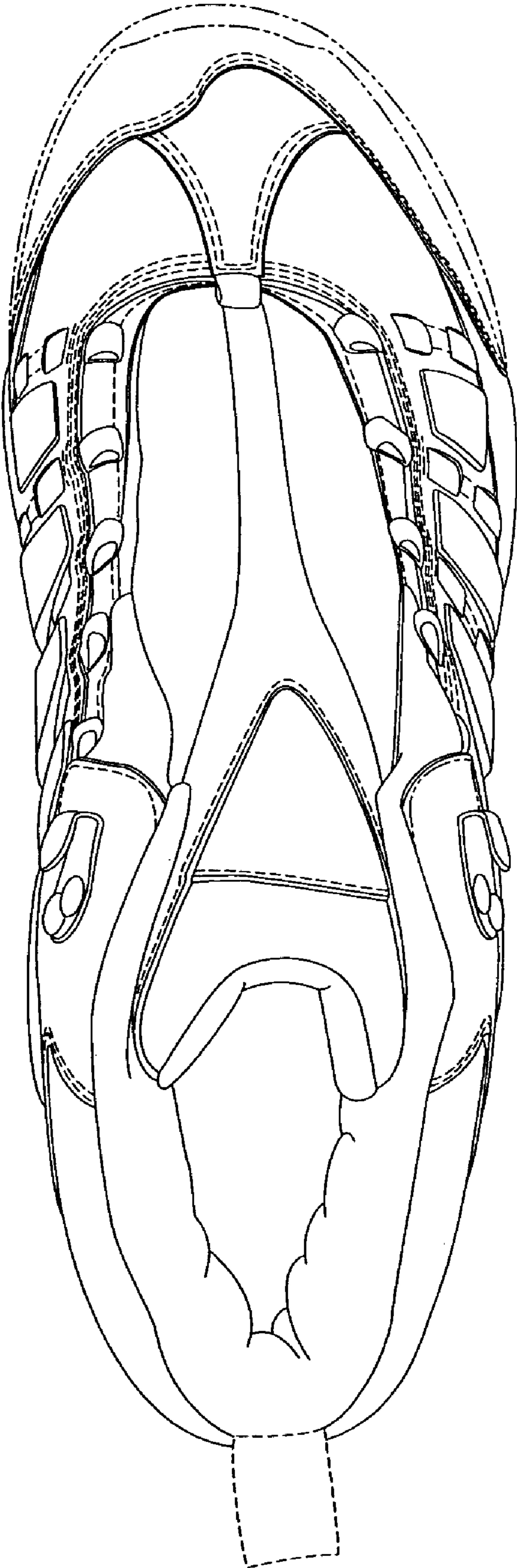


Fig. 2




Fig. 3

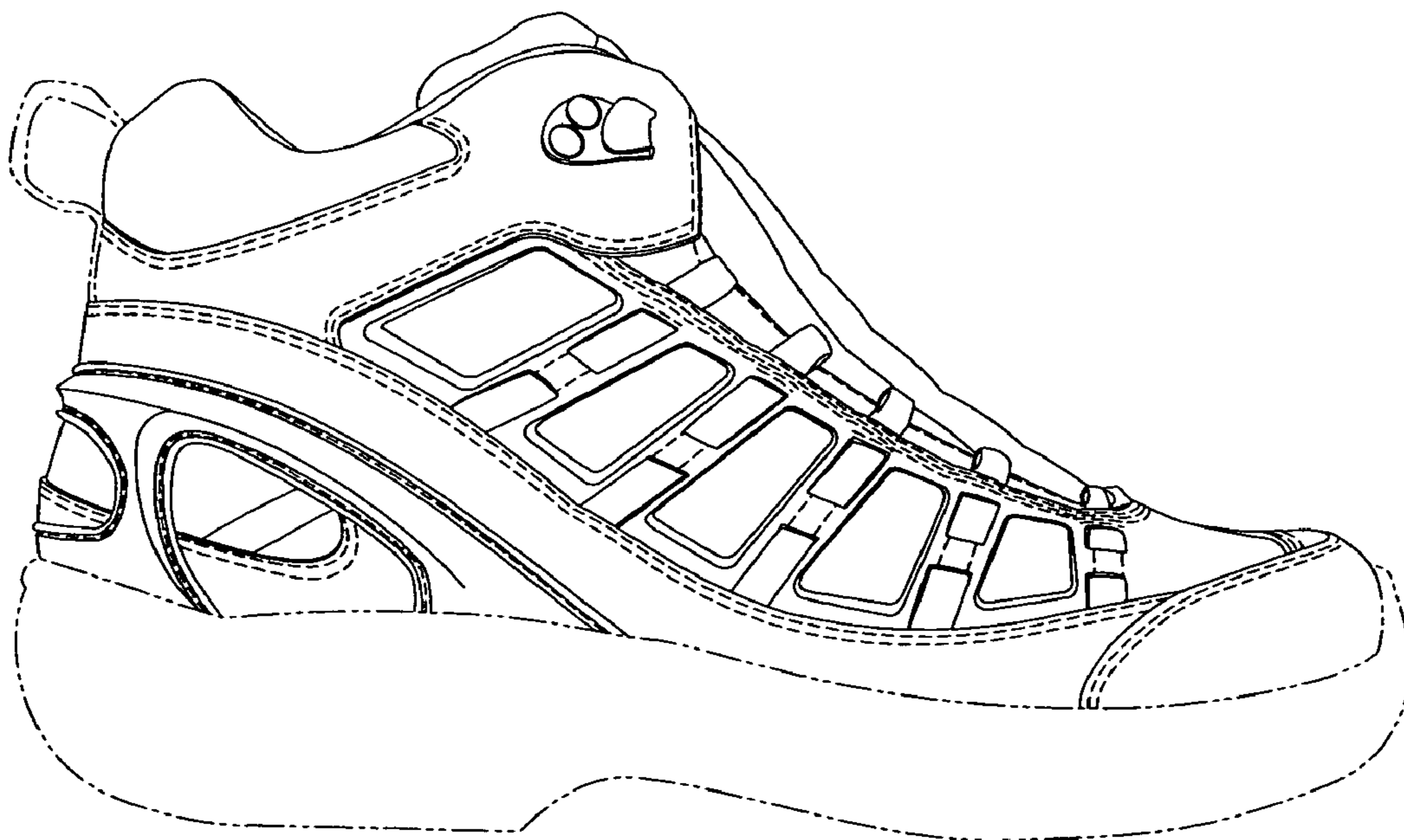


Fig. 4

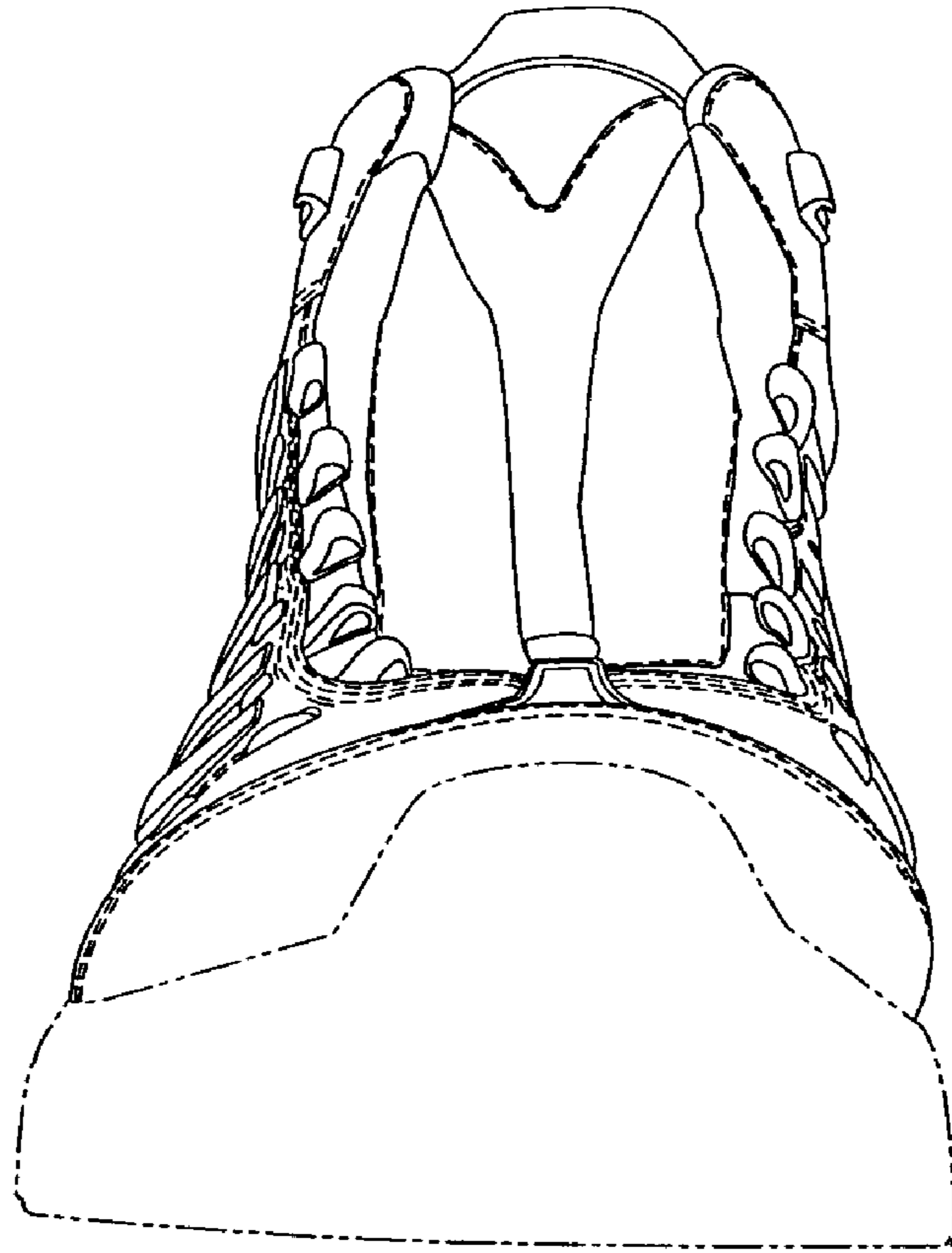


Fig. 5

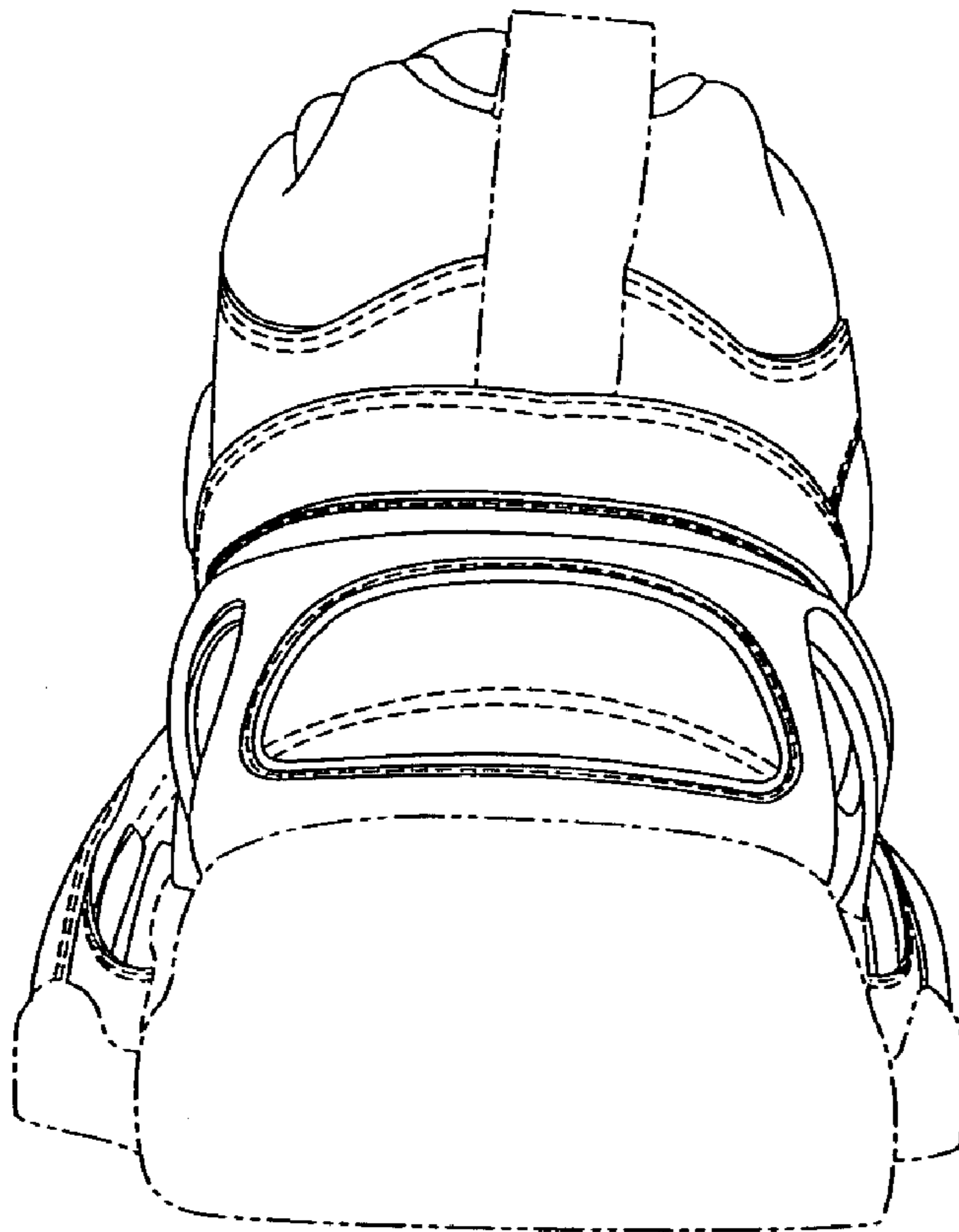


Fig. 6