



US00D563651S

(12) **United States Design Patent**  
**Matis et al.**

(10) **Patent No.:** **US D563,651 S**  
(45) **Date of Patent:** **\*\* Mar. 11, 2008**

(54) **FOOTWEAR UPPER**

(75) Inventors: **Clark A. Matis**, Charlotte, VT (US);  
**Martin W. F. Dean**, St. Albans (GB)

(73) Assignee: **Wolverine World Wide, Inc.**,  
Rockford, MI (US)

(\*\*) Term: **14 Years**

(21) Appl. No.: **29/260,093**

(22) Filed: **May 18, 2006**

(51) **LOC (8) Cl.** ..... **02-99**

(52) **U.S. Cl.** ..... **D2/969**

(58) **Field of Classification Search** ..... D2/896,  
D2/900, 902, 903, 905, 907, 908, 916, 919-921,  
D2/923-925, 943, 944, 969, 972-974, 977;  
36/8.1, 9 R, 10, 45, 50.1, 77 M, 77 R, 78,  
36/83, 88, 112-114, 126-131

See application file for complete search history.

(56) **References Cited**

**U.S. PATENT DOCUMENTS**

D480,544 S	10/2003	Matis et al.	
D480,546 S	10/2003	Belley et al.	
D480,550 S	10/2003	Urie et al.	
D514,792 S *	2/2006	Ardissono	..... D2/969
D546,044 S *	7/2007	Matis et al.	..... D2/969
D546,045 S *	7/2007	Matis et al.	..... D2/969
D551,836 S *	10/2007	Matis et al.	..... D2/969

**OTHER PUBLICATIONS**

Merrell Spring 2006 Catalog, p. 52.

\* cited by examiner

*Primary Examiner*—Dominic Simone

(74) *Attorney, Agent, or Firm*—Warner Norcross & Judd  
LLP

(57) **CLAIM**

The ornamental design for footwear upper, as shown and  
described.

**DESCRIPTION**

FIG. 1 is a perspective view of the footwear upper embody-  
ing the new design;

FIG. 2 is a top view thereof;

FIG. 3 is a right side view thereof;

FIG. 4 is a left side view thereof;

FIG. 5 is a front view thereof; and,

FIG. 6 is a rear view thereof.

FIGS. 1-6 show features of an article of footwear in  
phantom lines. These features are shown for environmental  
purposes and do not form any part of the claimed design.  
Further, the phantom lines immediately adjacent the solid-  
line portions of the design form the boundary of the design,  
with the phantom lines forming no part of the claimed  
design.

**1 Claim, 4 Drawing Sheets**



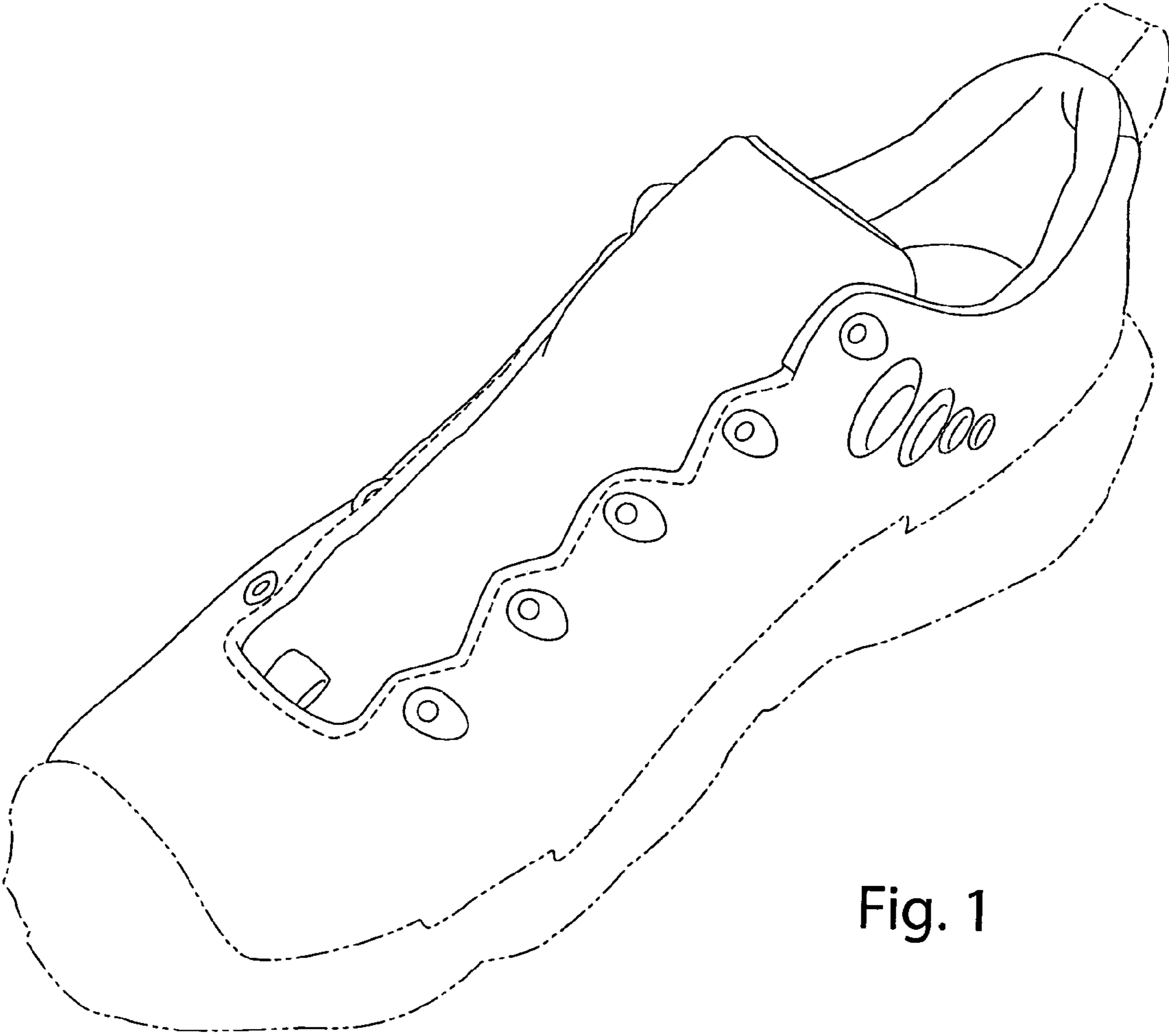


Fig. 1

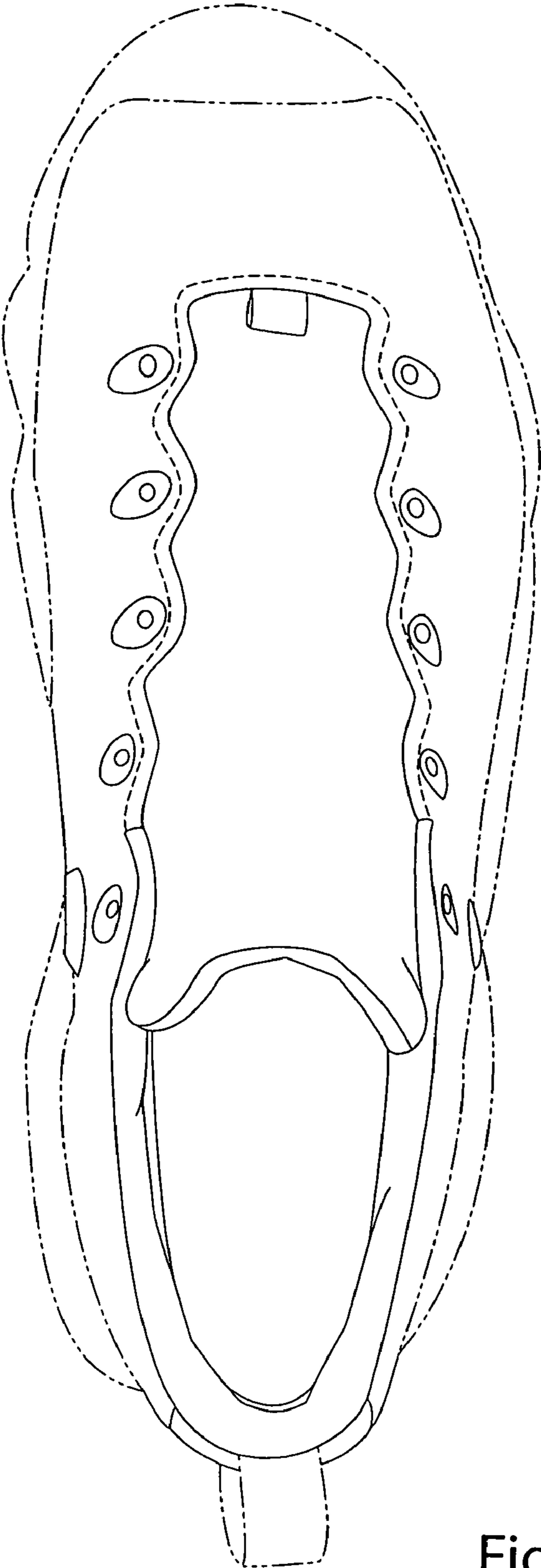


Fig. 2




Fig. 3



Fig. 4

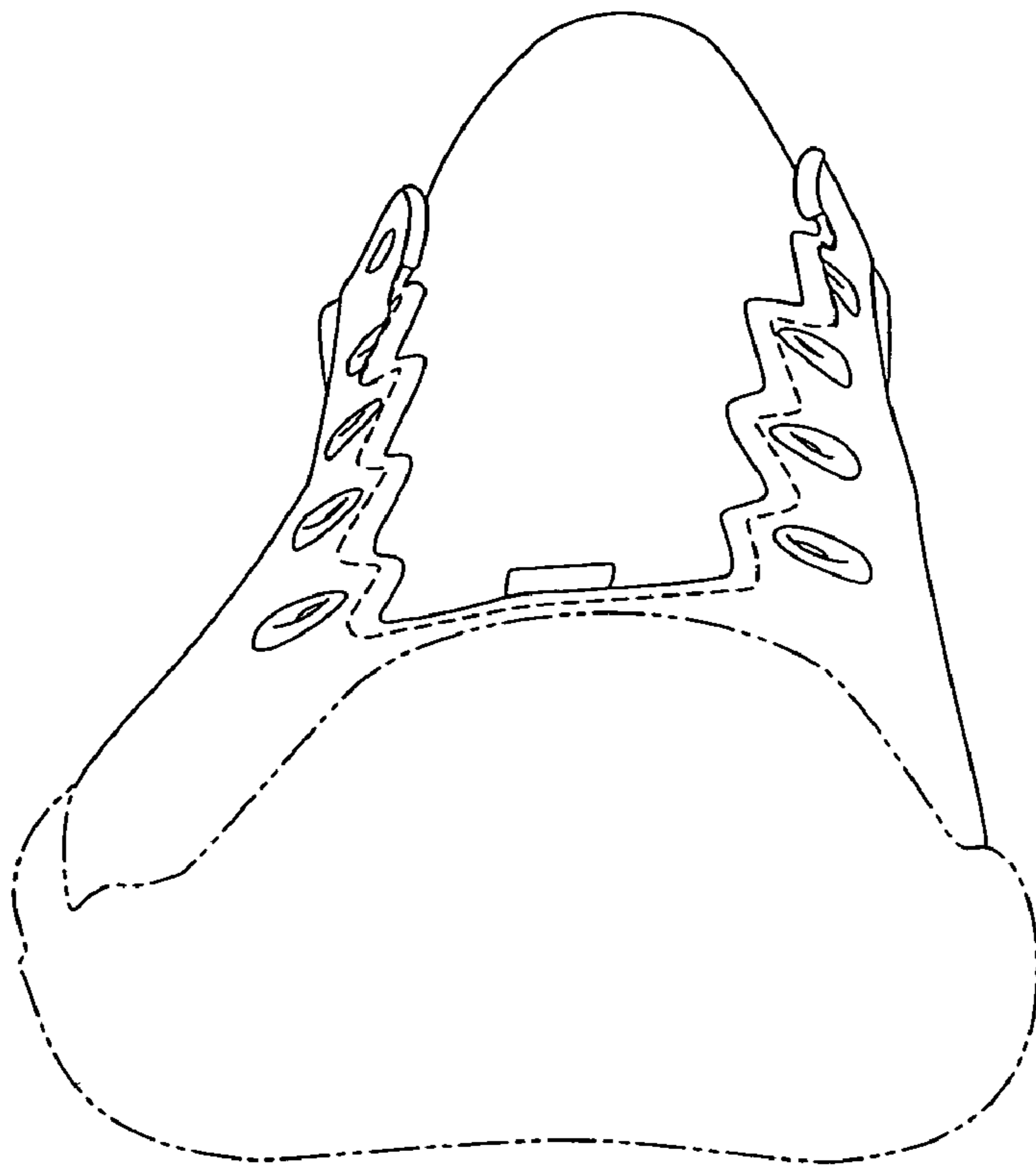


Fig. 5

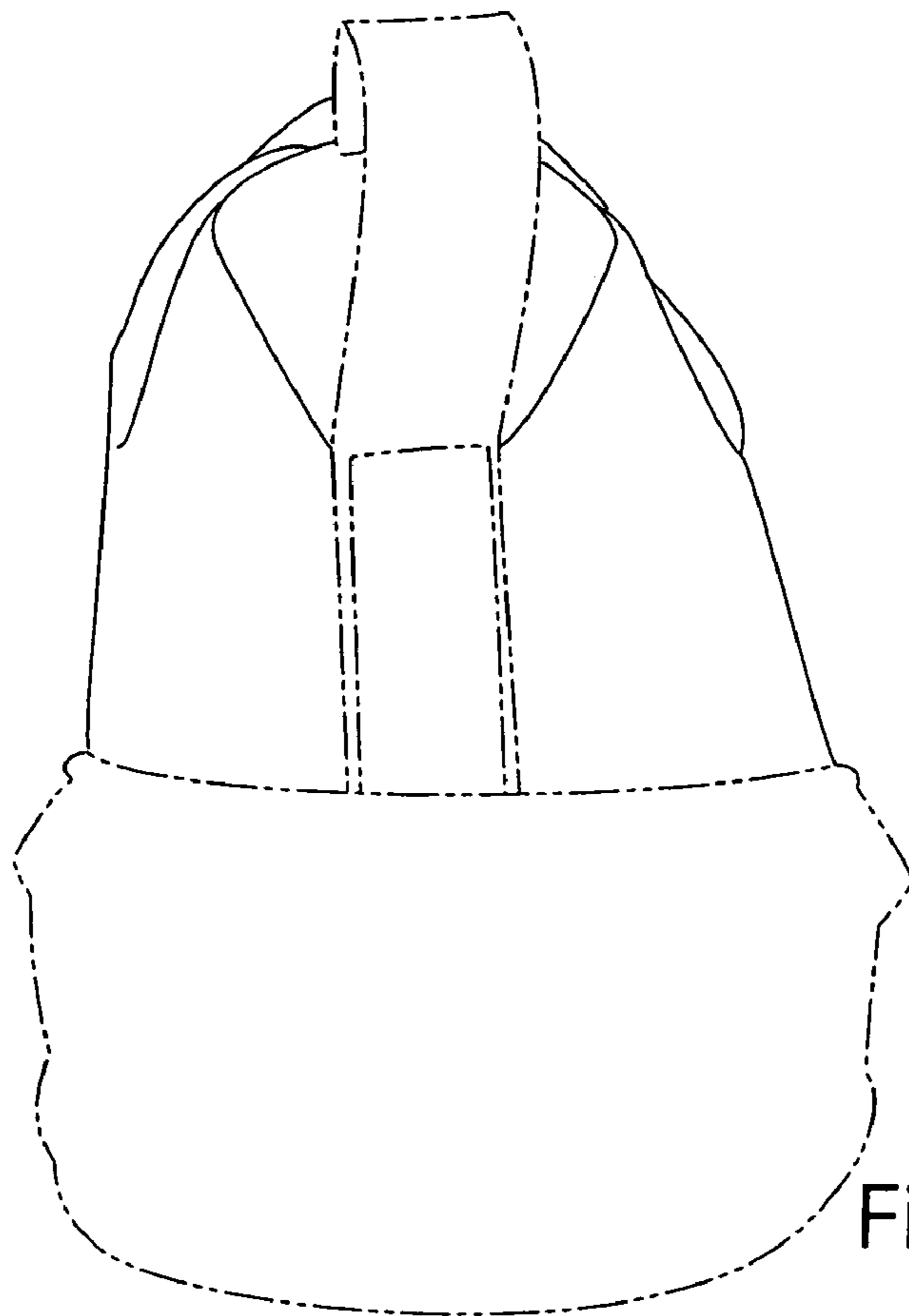


Fig. 6