

US00D563650S

(12) **United States Design Patent**
Matis et al.

(10) **Patent No.:** **US D563,650 S**
(45) **Date of Patent:** **** Mar. 11, 2008**

(54) **FOOTWEAR UPPER**

(75) Inventors: **Clark A. Matis**, Charlotte, VT (US);
Martin W. F. Dean, St. Albans (GB)

(73) Assignee: **Wolverine World Wide, Inc.**,
Rockford, MI (US)

(**) Term: **14 Years**

(21) Appl. No.: **29/260,092**

(22) Filed: **May 18, 2006**

(51) **LOC (8) Cl.** **02-99**

(52) **U.S. Cl.** **D2/969**

(58) **Field of Classification Search** D2/896,
D2/900, 902, 903, 905, 907, 908, 916, 919-921,
D2/923-925, 943, 944, 969, 972-974, 977;
36/8.1, 9 R, 10, 45, 50.1, 77 M, 77 R, 78,
36/83, 88, 112-114, 126-131
See application file for complete search history.

(56) **References Cited**

U.S. PATENT DOCUMENTS

D173,030 S	*	9/1954	Hoza	D2/902
D337,648 S	*	7/1993	Avar	D2/969
D362,746 S	*	10/1995	Morris et al.	D2/969
D490,221 S	*	5/2004	Edauw	D2/908
D504,208 S	*	4/2005	Matis et al.	D2/969
D539,016 S	*	3/2007	Matis et al.	D2/969
D539,019 S	*	3/2007	Matis et al.	D2/969
D540,018 S	*	4/2007	Belley et al.	D2/969
D551,838 S	*	10/2007	Brewer	D2/972

OTHER PUBLICATIONS

Caterpillar Footwear 1996 Catalog, p. 15.
Merrell Spring 2005 Catalog, p. 30.

Merrell Fall 2005 Catalog, p. 59.

Merrell Spring 2006 Catalog, p. 11.

* cited by examiner

Primary Examiner—Dominic Simone

(74) *Attorney, Agent, or Firm*—Warner Norcross & Judd
LLP

(57) **CLAIM**

The ornamental design for footwear upper, as shown and described.

DESCRIPTION

FIG. 1 is a perspective view of the footwear upper embodying the new design;

FIG. 2 is a top view thereof;

FIG. 3 is a right side view thereof;

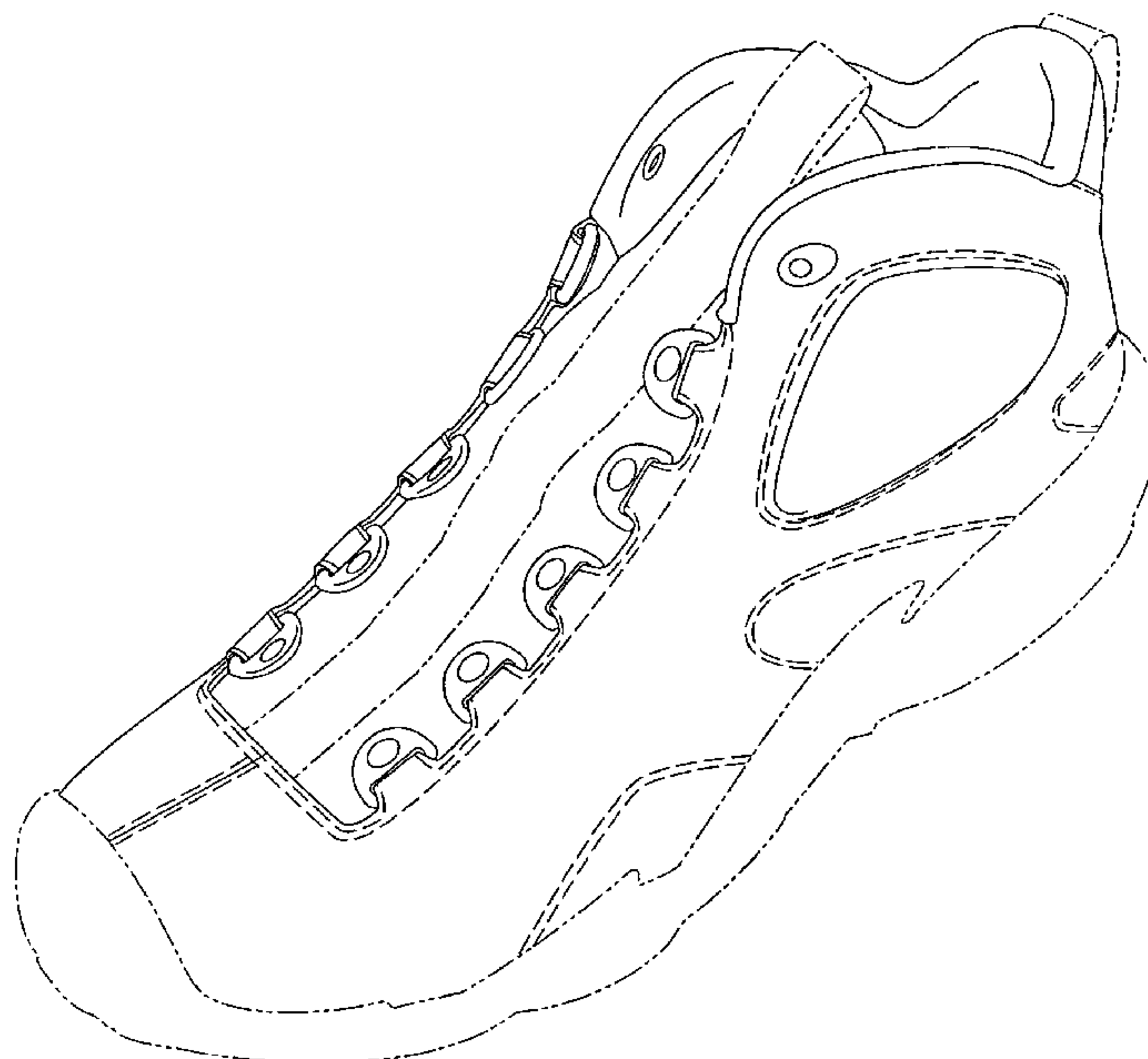
FIG. 4 is a left side view thereof;

FIG. 5 is a front view thereof; and,

FIG. 6 is a rear view thereof.

FIGS. 1-6 show features of an article of footwear in phantom lines. These features are shown for environmental purposes and do not form any part of the claimed design. Further, the phantom lines immediately adjacent the solid-line portions of the design form the boundary of the design, with the phantom lines forming no part of the claimed design.

1 Claim, 4 Drawing Sheets



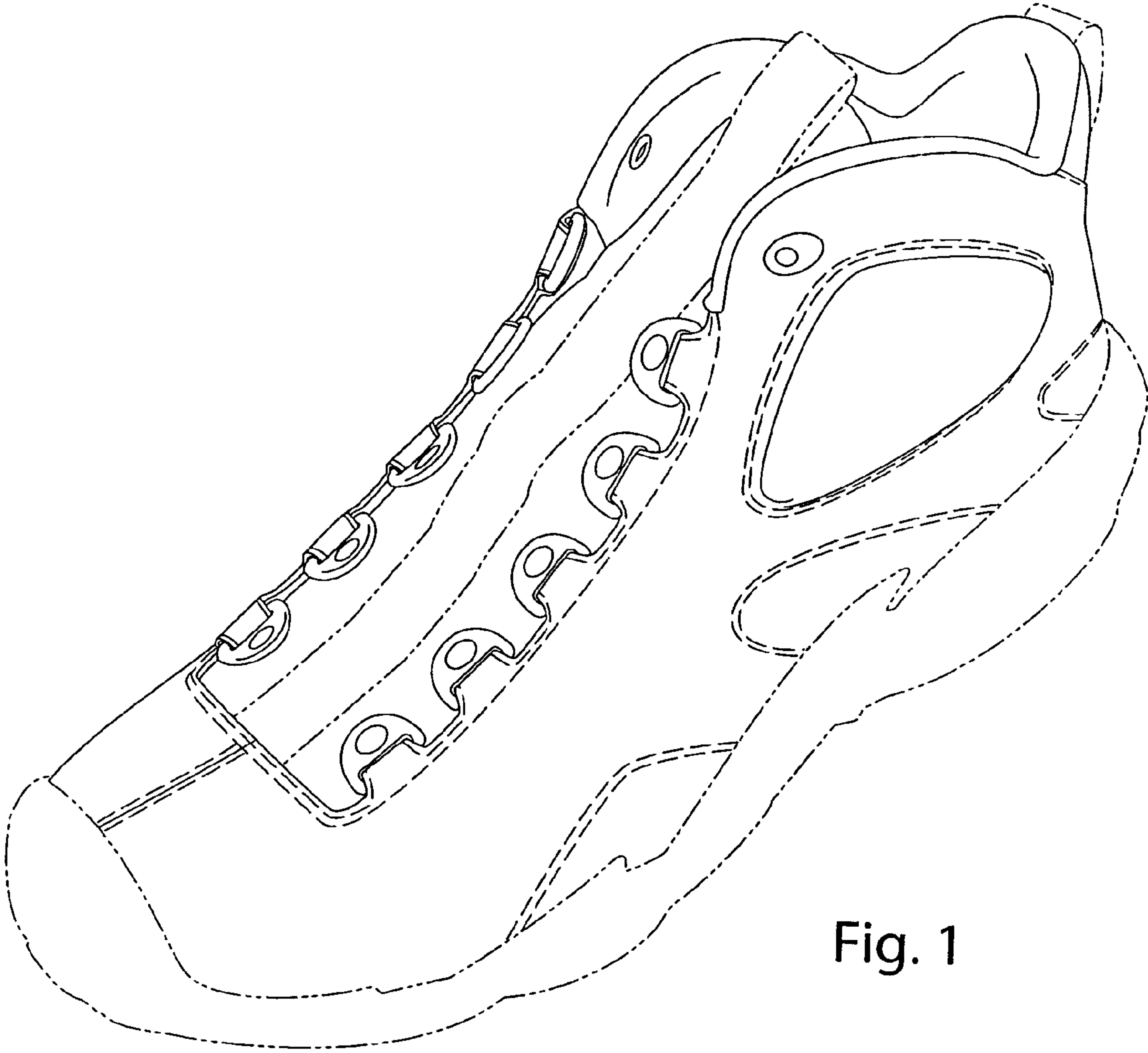


Fig. 1

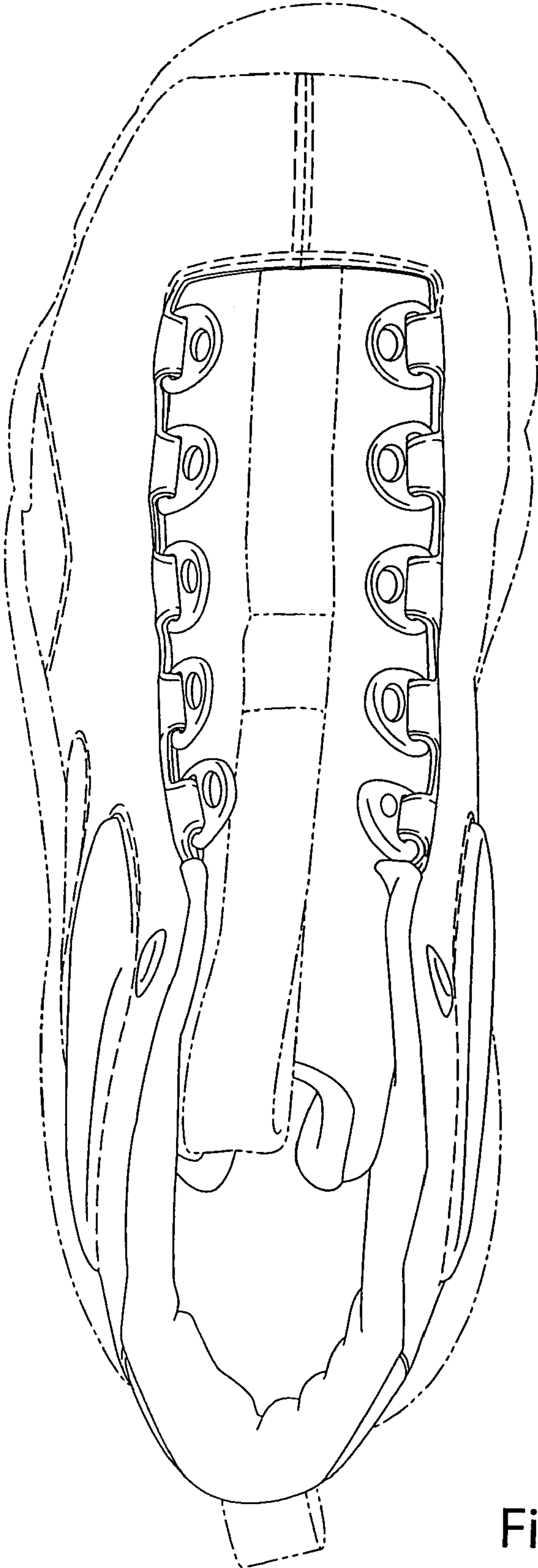


Fig. 2

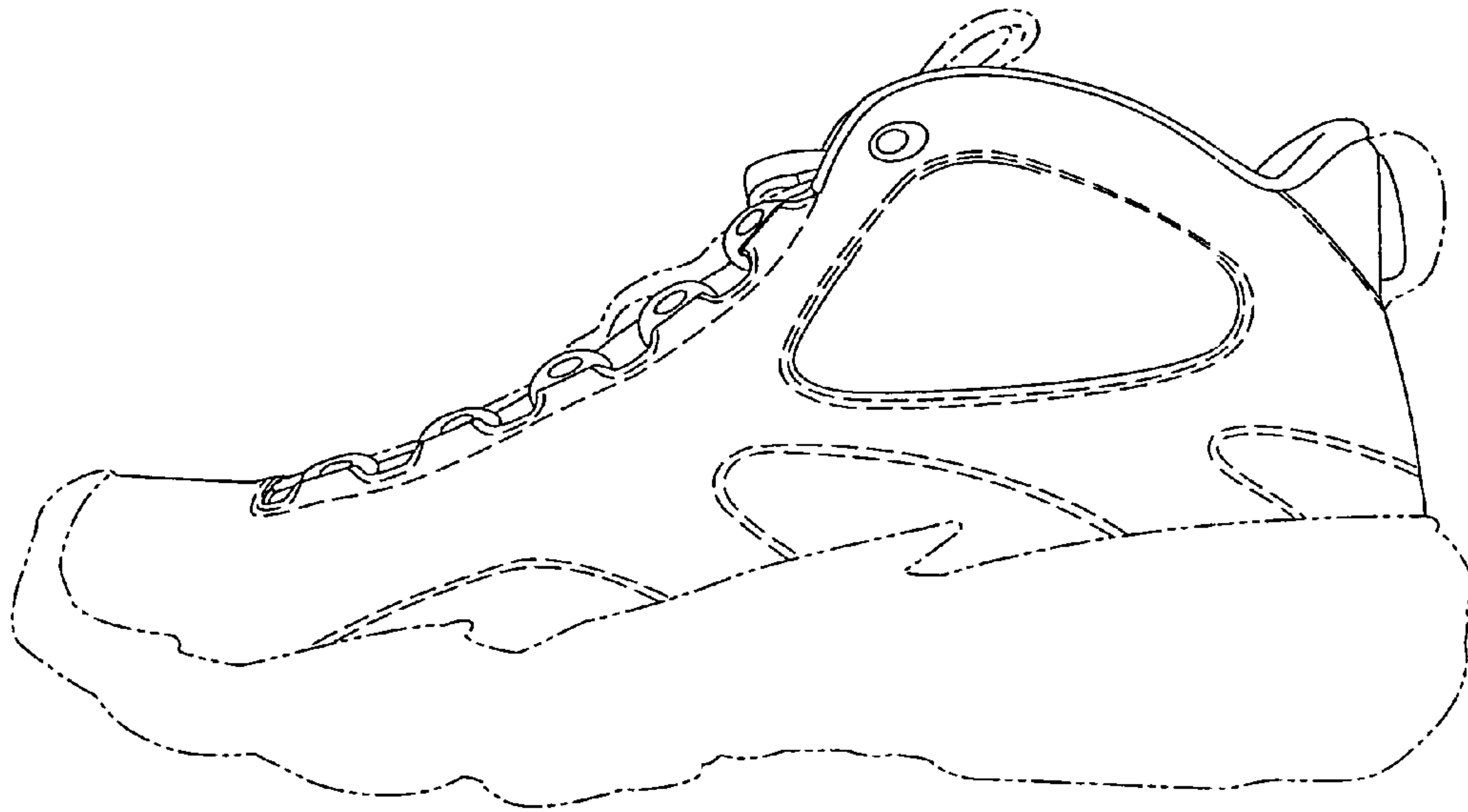


Fig. 3



Fig. 4

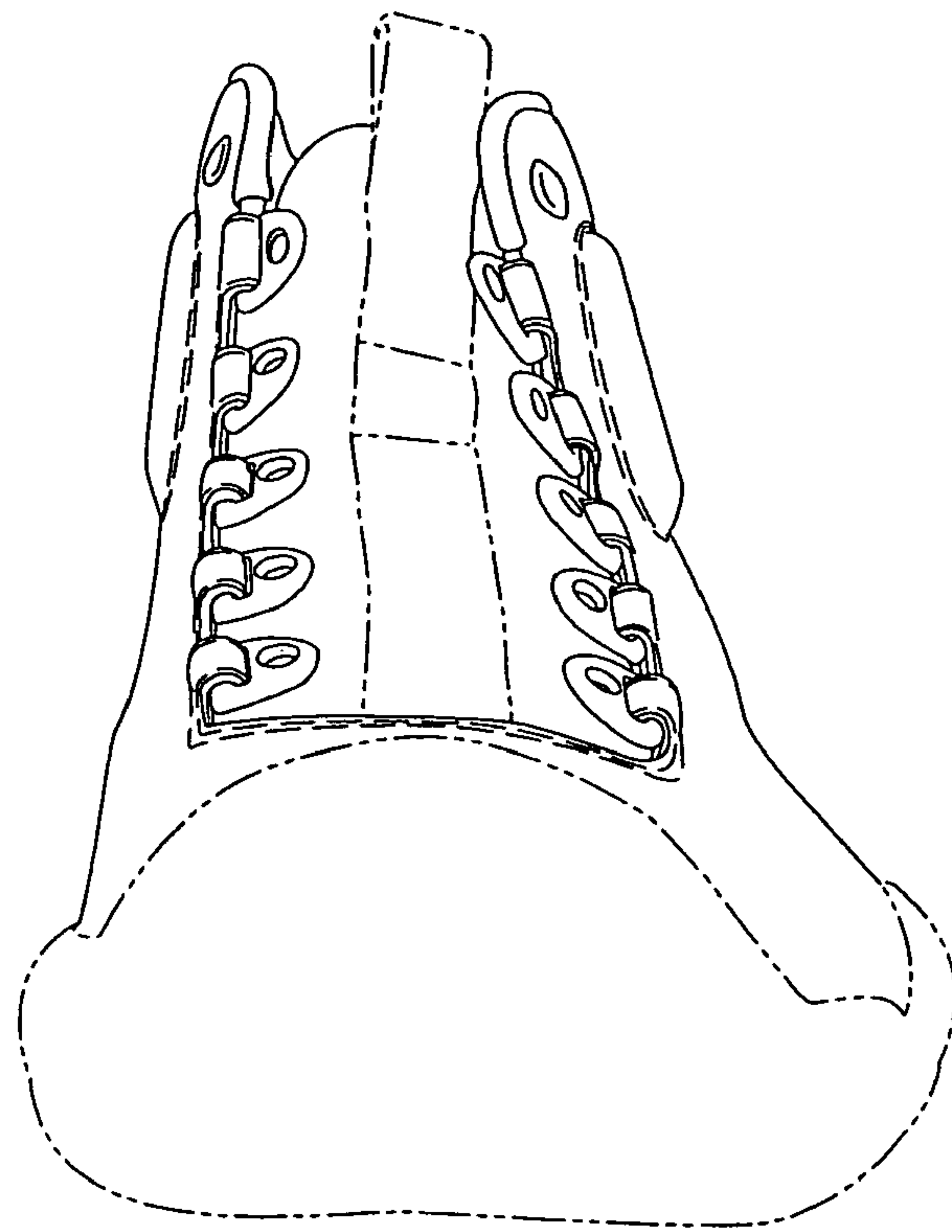


Fig. 5

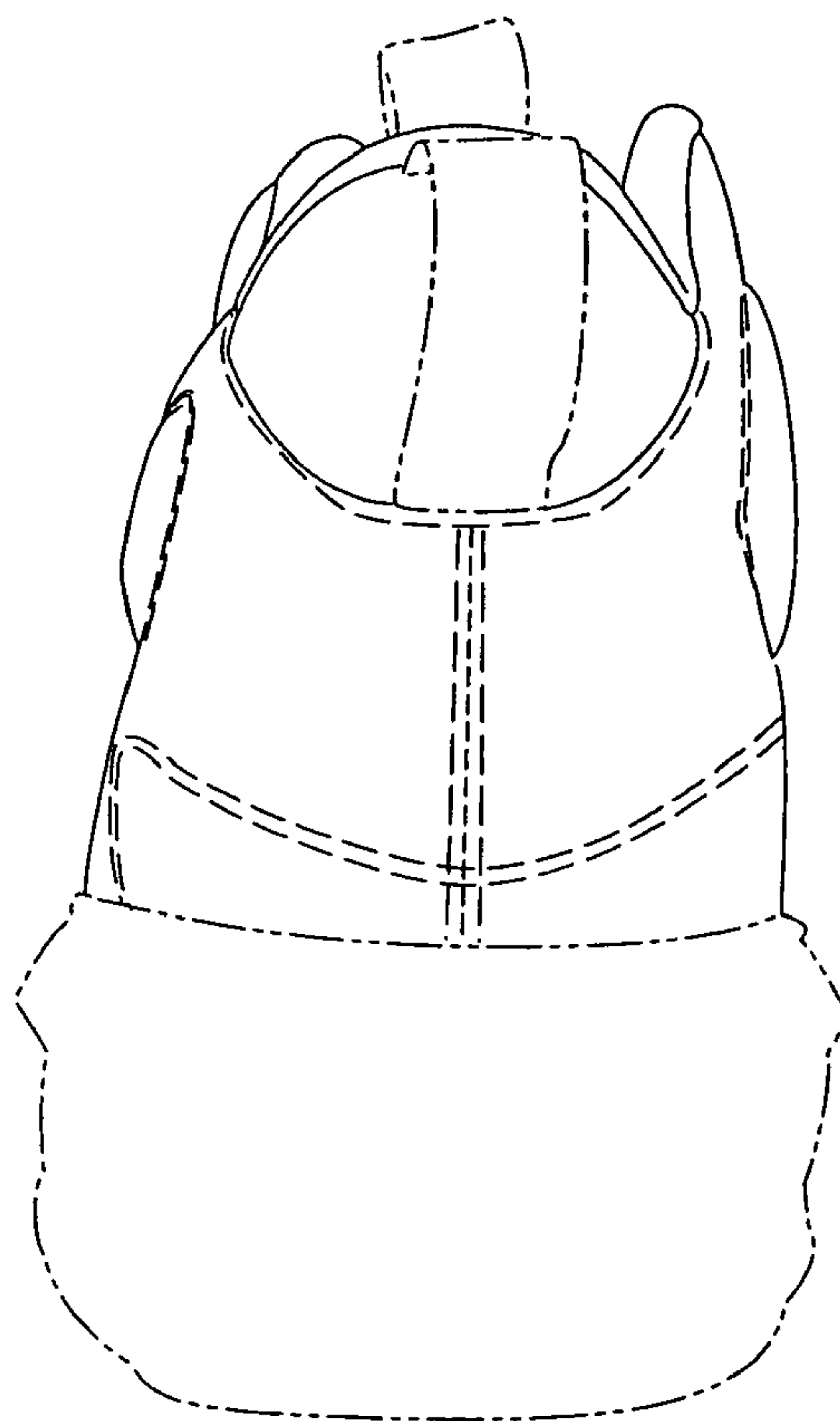


Fig. 6