



US00D563649S

(12) **United States Design Patent**  
**Andersen et al.**

(10) **Patent No.:** **US D563,649 S**  
(45) **Date of Patent:** **\*\* Mar. 11, 2008**

(54) **FOOTWEAR UPPER**

(75) Inventors: **Deborah H. Andersen**, Prevost (CA);  
**Martin W. F. Dean**, St. Albans (GB);  
**Grant A. Urie**, Shelburne, VT (US)

(73) Assignee: **Wolverine World Wide, Inc.**,  
Rockford, MI (US)

(\*\*) Term: **14 Years**

(21) Appl. No.: **29/260,091**

(22) Filed: **May 18, 2006**

(51) **LOC (8) Cl.** ..... **02-99**

(52) **U.S. Cl.** ..... **D2/969; D2/917**

(58) **Field of Classification Search** ..... D2/969,  
D2/916, 917, 918, 919, 943, 946, 972, 977;  
36/3 A, 8.1, 11.5, 45

See application file for complete search history.

(56) **References Cited**

**U.S. PATENT DOCUMENTS**

- 2,947,095 A \* 8/1960 Miyachi ..... 36/11.5
- D254,521 S \* 3/1980 Katz ..... D2/917
- D260,570 S \* 9/1981 Wong ..... D2/917
- D448,542 S \* 10/2001 Bryant ..... D2/917
- D495,123 S \* 8/2004 Wakatake ..... D2/969

**OTHER PUBLICATIONS**

- NABITARE; p. 230; Sandal.
- Merrell Spring 2005 Catalog, pp. 43, 55, 61-65.
- Donald Pliner Sandal.

\* cited by examiner

*Primary Examiner*—Stella M. Reid

*Assistant Examiner*—Rashida C. McCoy

(74) *Attorney, Agent, or Firm*—Warner Norcross & Judd  
LLP

(57) **CLAIM**

The ornamental design for footwear upper, as shown and  
described.

**DESCRIPTION**

FIG. 1 is a perspective view of the footwear upper embody-  
ing the new design;

FIG. 2 is an enlarged top plan view thereof;

FIG. 3 is a reduced left side view thereof;

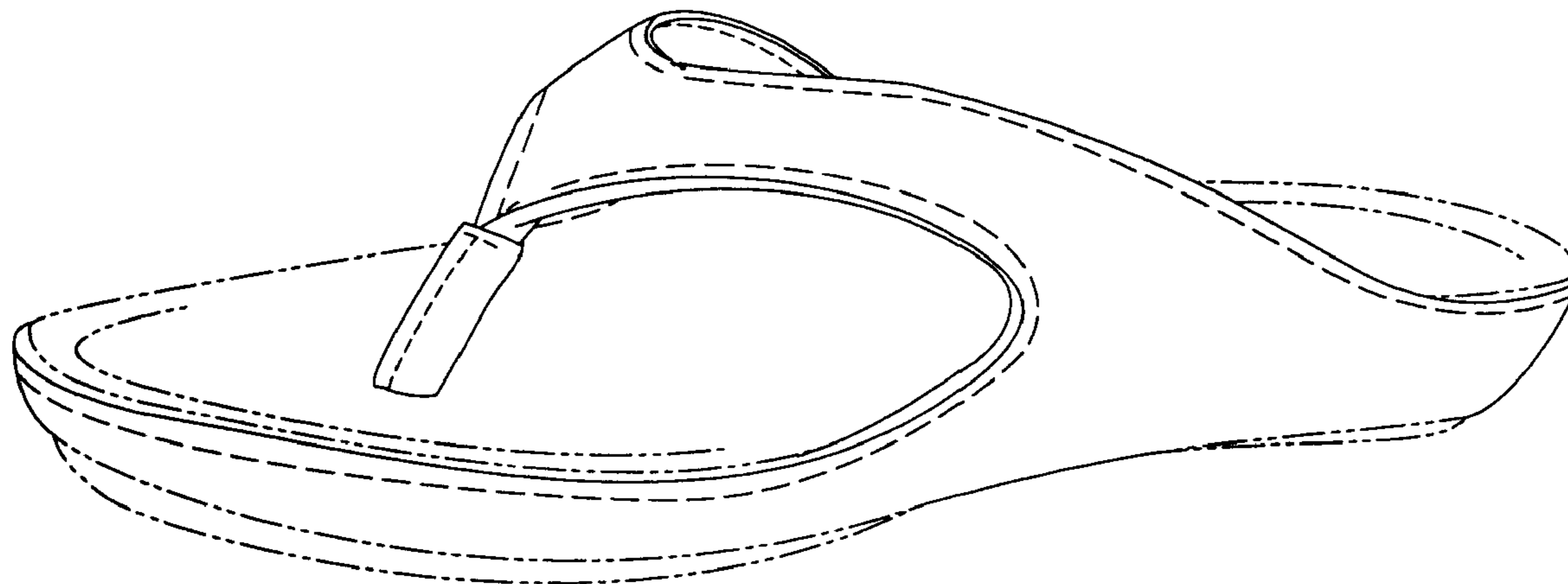
FIG. 4 is a reduced right side view thereof;

FIG. 5 is an enlarged front view thereof; and,

FIG. 6 is an enlarged back view thereof.

FIGS. 1–6 show features of an article of footwear in  
phantom lines. These features are shown for environmental  
purposes and do not form any part of the claimed design.  
Further, the phantom lines immediately adjacent the solid-  
line portions of the design form the boundary of the design,  
with the phantom lines forming no part of the claimed  
design.

**1 Claim, 4 Drawing Sheets**



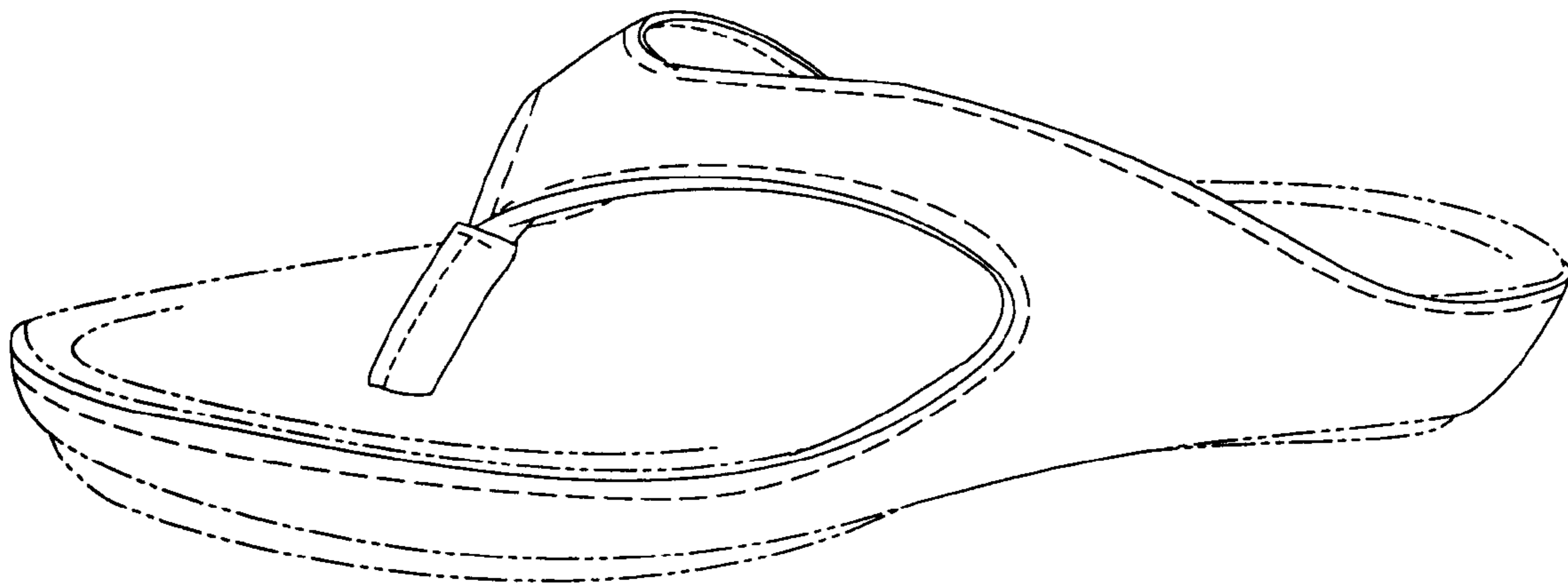


Fig. 1

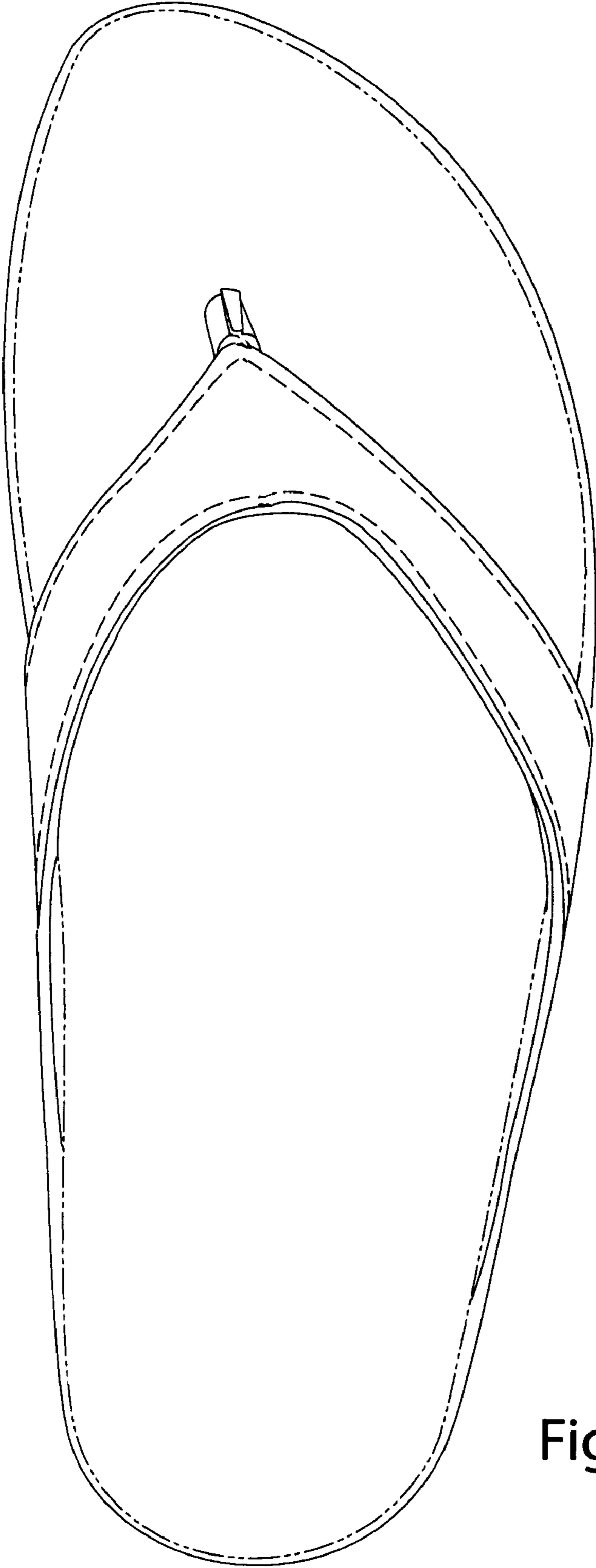


Fig. 2

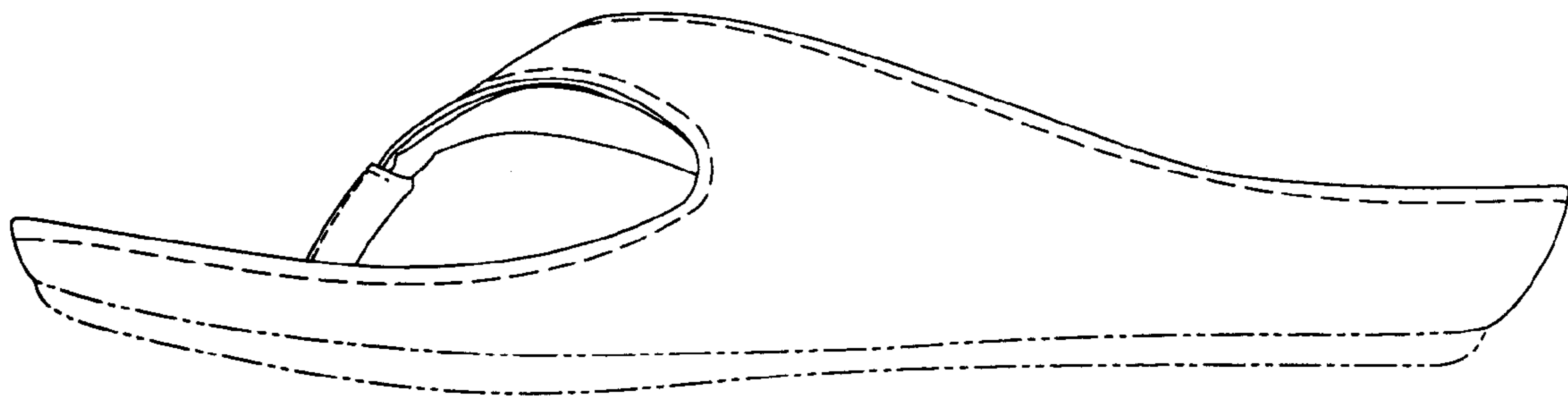


Fig. 3

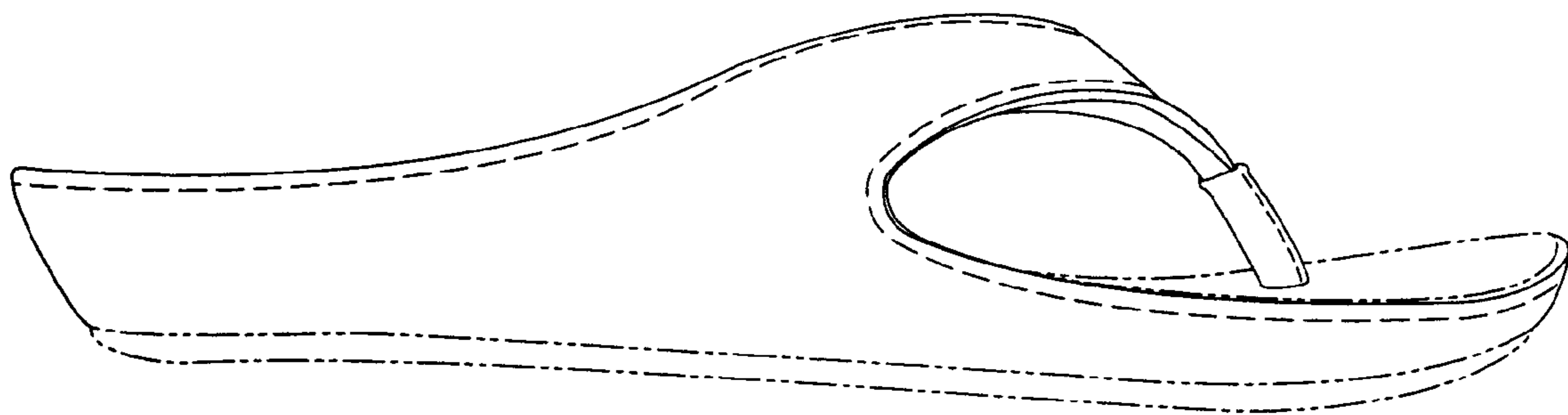


Fig. 4

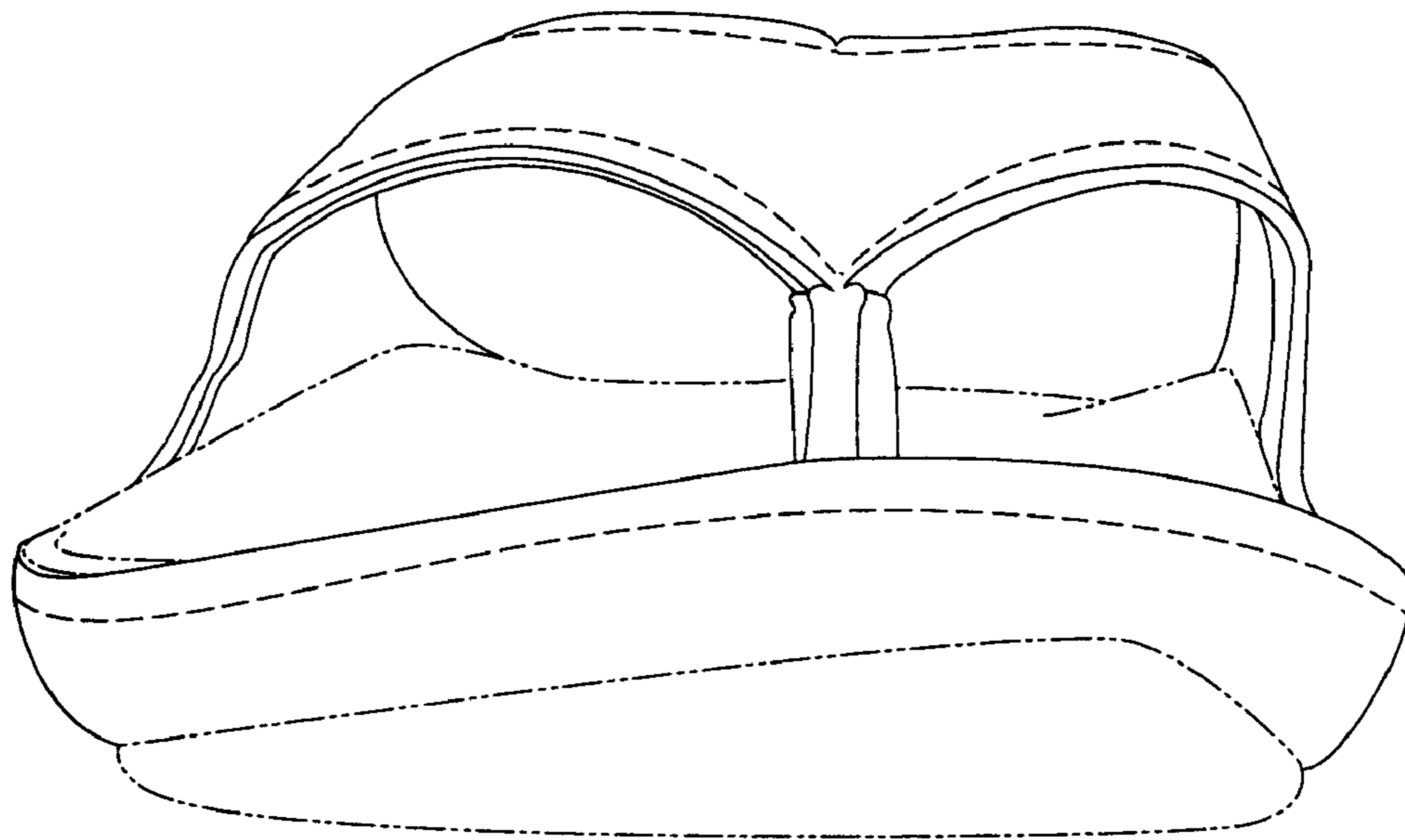


Fig. 5

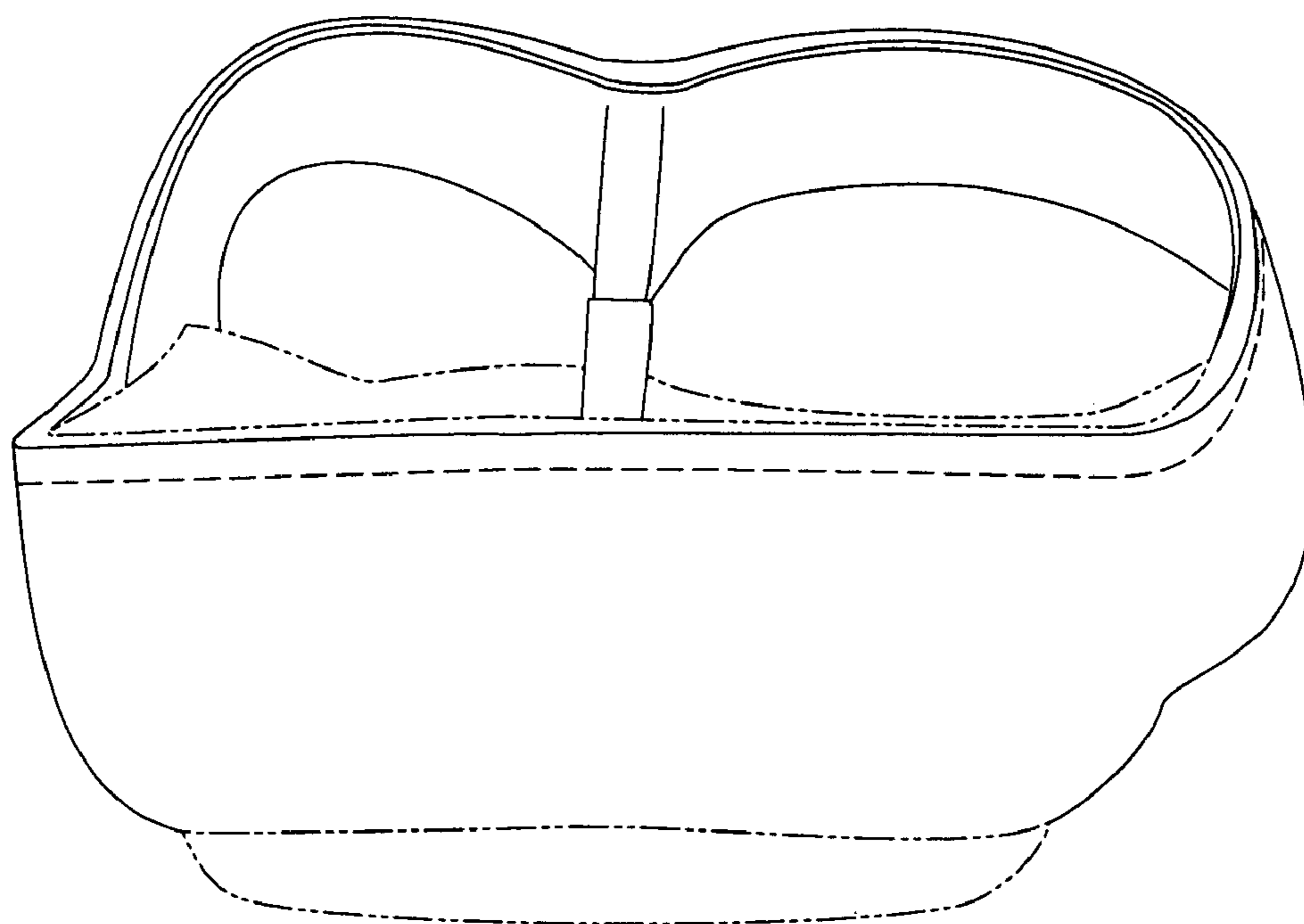


Fig. 6