



US00D563646S

(12) **United States Design Patent**
Horne et al.

(10) **Patent No.:** **US D563,646 S**
(45) **Date of Patent:** **** Mar. 11, 2008**

(54) **FOOTWEAR UPPER**

D548,449 S * 8/2007 Edwards D2/972

(75) Inventors: **Lester F. Horne**, Grand Isle, VT (US);
Martin W. F. Dean, St. Albans (GB)

(73) Assignee: **Wolverine World Wide, Inc.**,
Rockford, MI (US)

(**) Term: **14 Years**

(21) Appl. No.: **29/260,073**

(22) Filed: **May 18, 2006**

(51) **LOC (8) Cl.** **02-99**

(52) **U.S. Cl.** **D2/969**

(58) **Field of Classification Search** D2/896,
D2/900, 902, 903, 905, 907, 908, 916, 919-921,
D2/923-925, 943, 944, 969, 972-974, 977;
36/8.1, 9 R, 10, 45, 50.1, 77 M, 77 R, 78,
36/83, 88, 112-114, 126-131
See application file for complete search history.

(56) **References Cited**

U.S. PATENT DOCUMENTS

- D229,989 S * 1/1974 Sedley D2/907
- D413,013 S * 8/1999 Koh D2/969
- D438,696 S 3/2001 Haas
- D447,858 S * 9/2001 Matis et al. D2/969
- D450,913 S * 11/2001 Banik et al. D2/909
- D474,883 S * 5/2003 Cooper D2/972
- D494,357 S * 8/2004 Del Biondi D2/977
- D520,725 S * 5/2006 Duclos D2/972
- D546,534 S * 7/2007 Belley et al. D2/969

OTHER PUBLICATIONS

Hush Puppies Kids 1997 Catalog, p. 4.
CAT Footwear 1997 Catalog, p. 30.

* cited by examiner

Primary Examiner—Dominic Simone

(74) *Attorney, Agent, or Firm*—Warner Norcross & Judd
LLP

(57) **CLAIM**

The ornamental design for footwear upper, as shown and described.

DESCRIPTION

FIG. 1 is a perspective view of the footwear upper embodying the new design;

FIG. 2 is a top view thereof;

FIG. 3 is a right side view thereof;

FIG. 4 is a left side view thereof;

FIG. 5 is a front view thereof; and,

FIG. 6 is a rear view thereof.

FIGS. 1-6 show features of an article of footwear in phantom lines. These features are shown for environmental purposes and do not form any part of the claimed design. Further, the phantom lines immediately adjacent the solid-line portions of the design form the boundary of the design, with the phantom lines forming no part of the claimed design.

1 Claim, 4 Drawing Sheets






Fig. 1

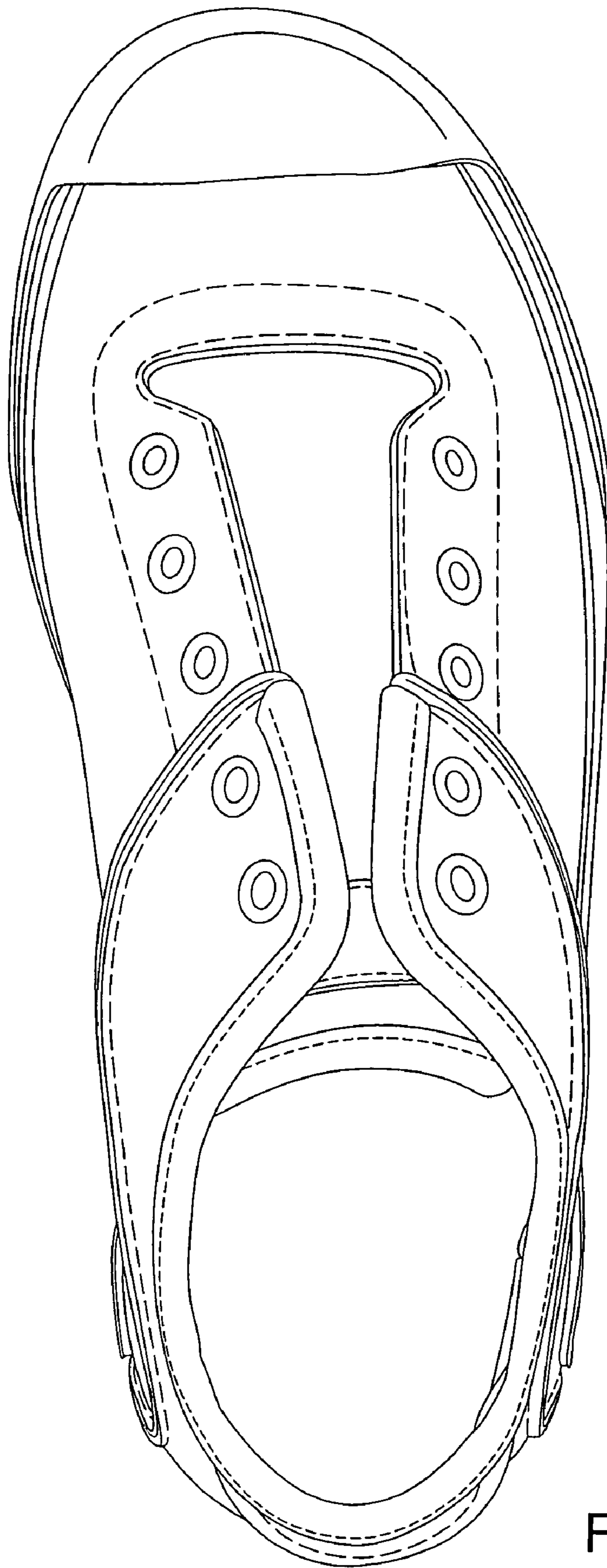


Fig. 2

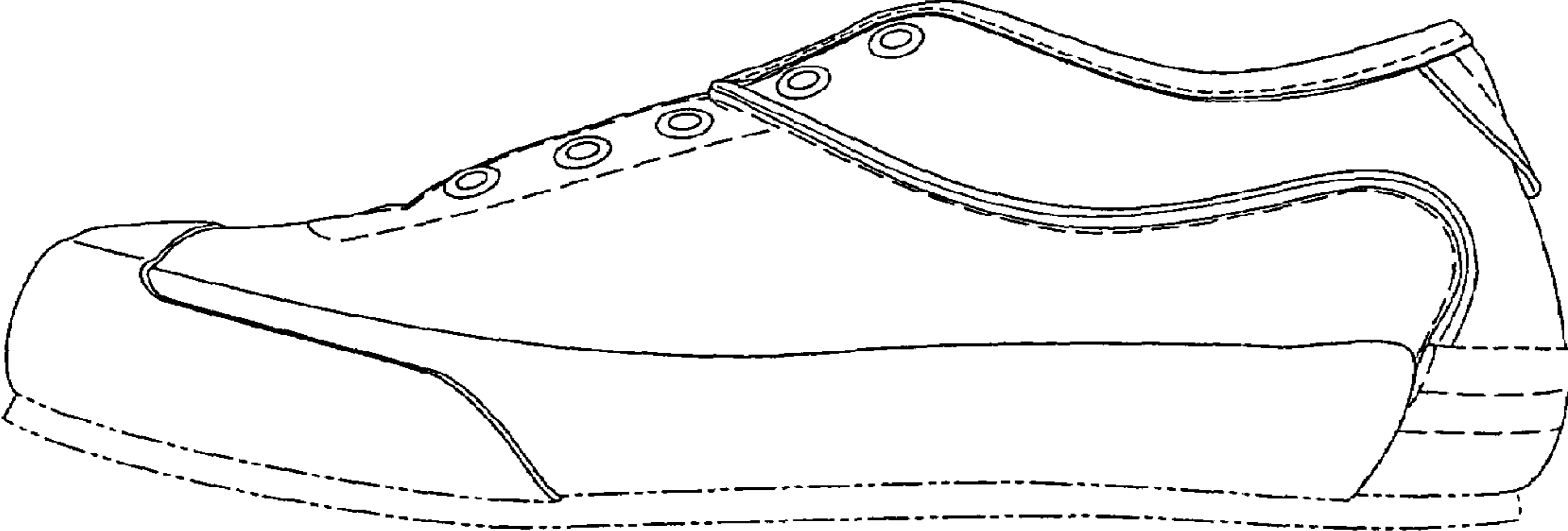


Fig. 3

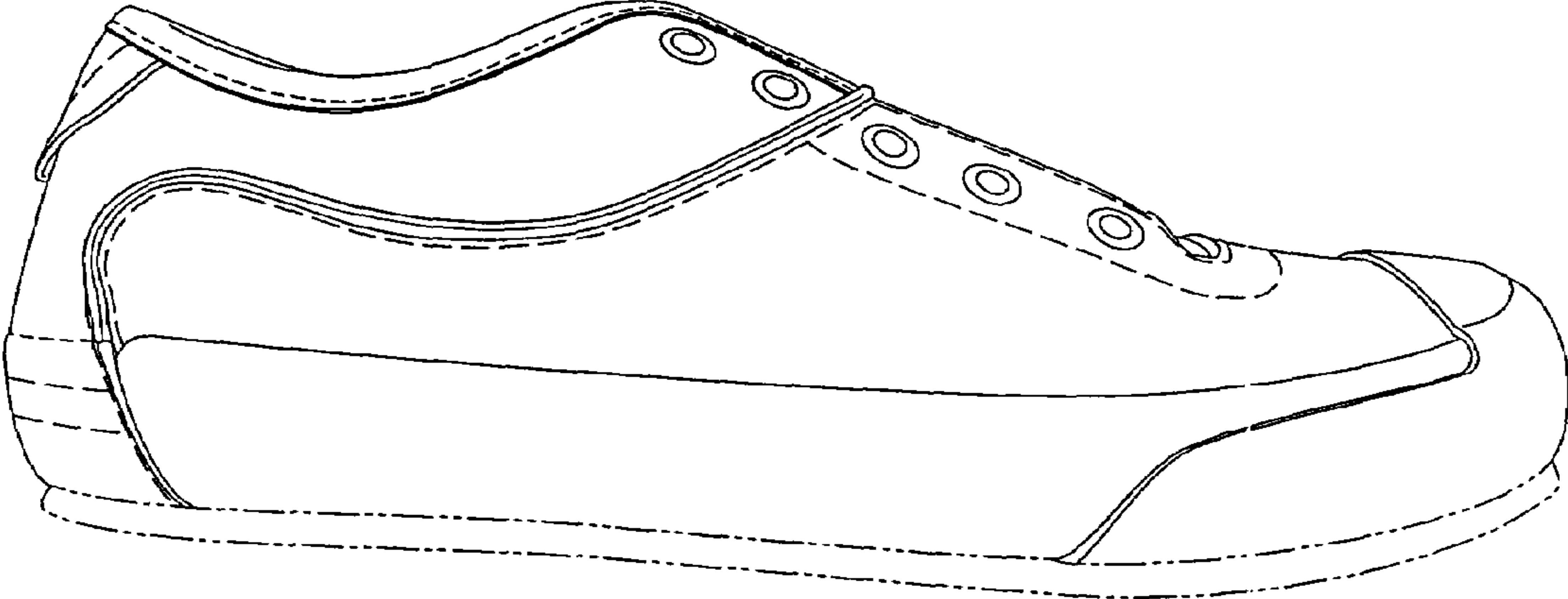


Fig. 4

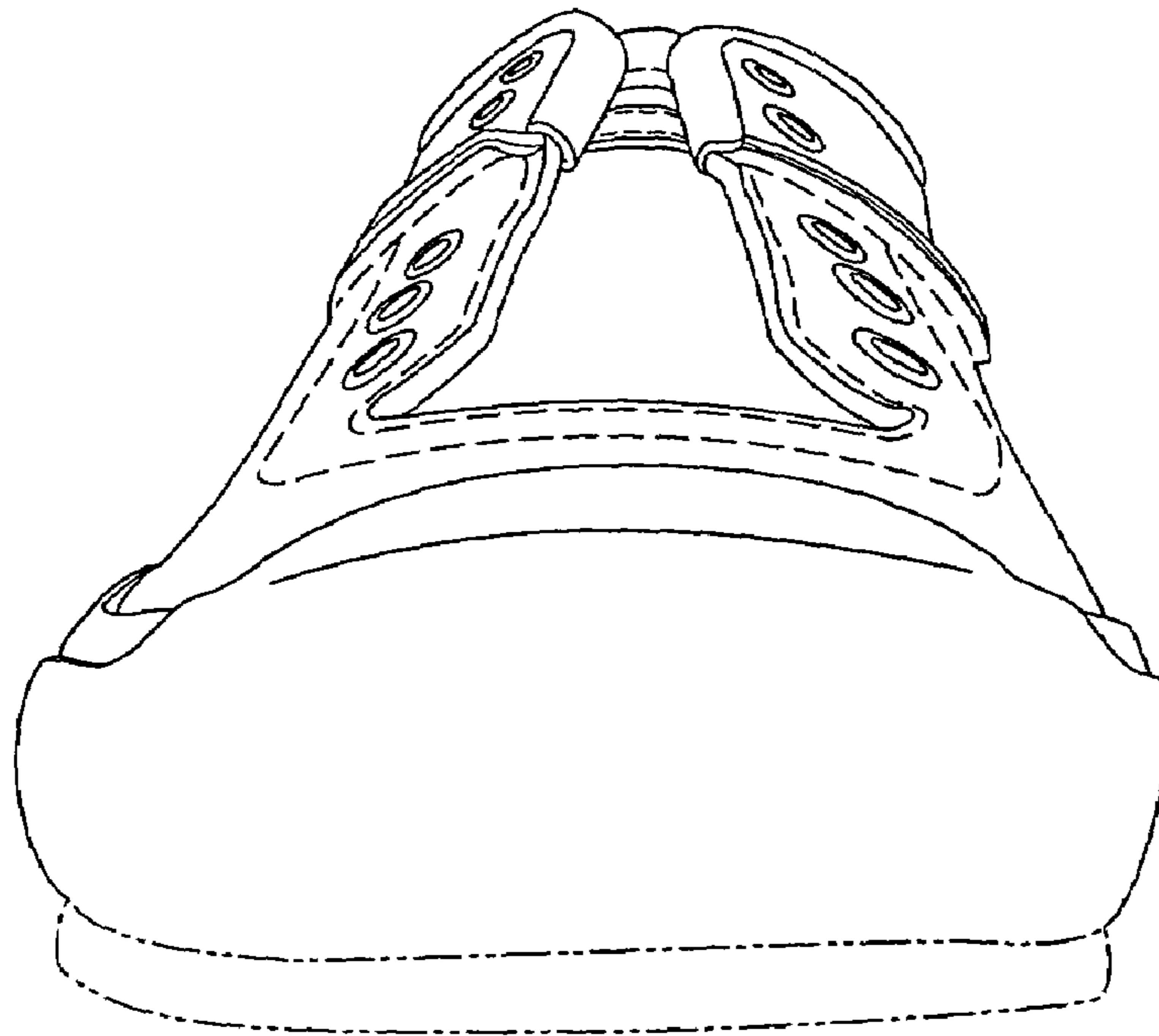


Fig. 5

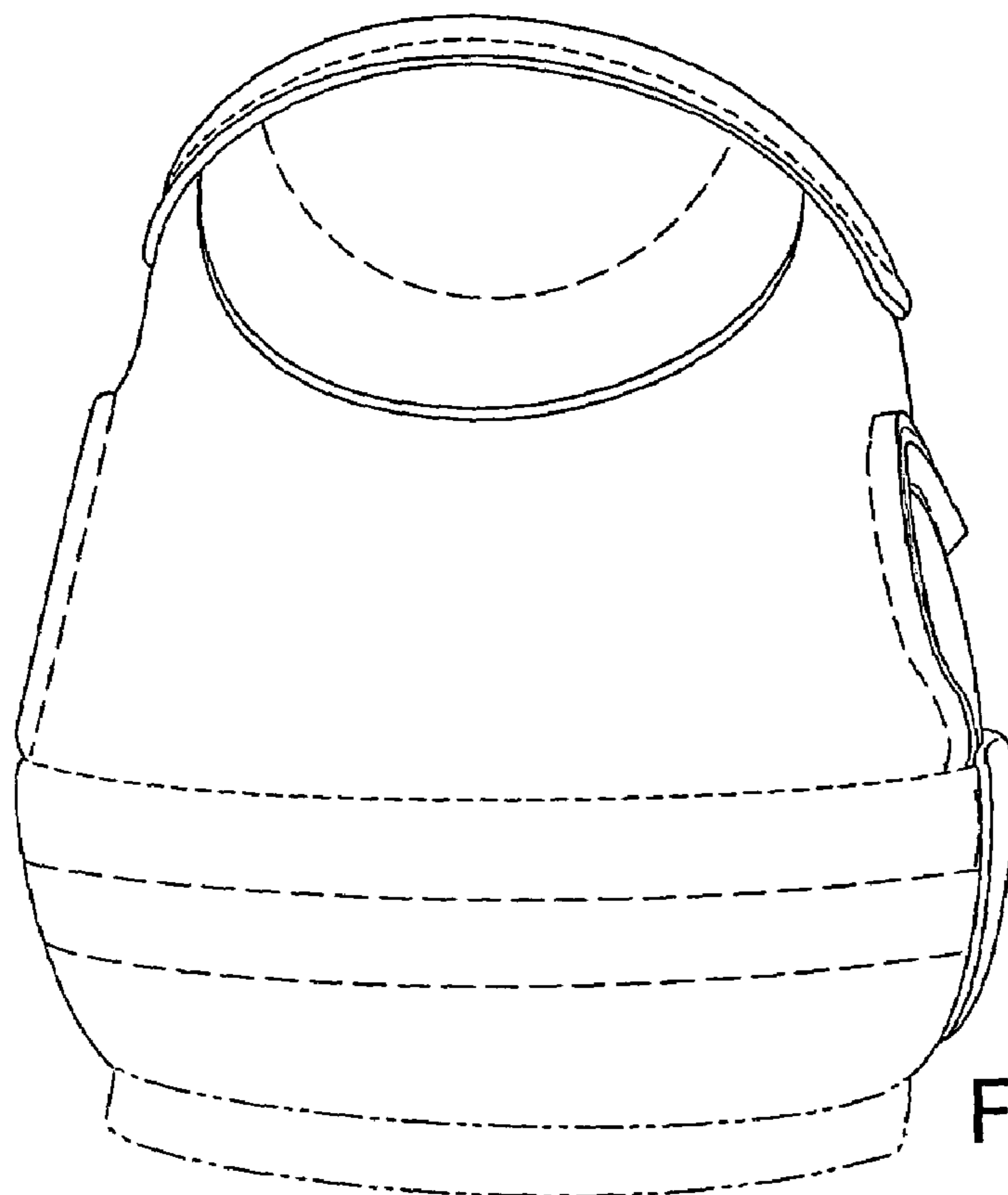


Fig. 6