



US00D563644S

(12) **United States Design Patent** (10) **Patent No.:** **US D563,644 S**
Matis et al. (45) **Date of Patent:** **** Mar. 11, 2008**

(54) **FOOTWEAR UPPER**

D551,836 S * 10/2007 Matis et al. D2/969

(75) Inventors: **Clark A. Matis**, Charlotte, VT (US);
Tuan N. Le, Portland, OR (US)

(73) Assignee: **Wolverine World Wide, Inc.**,
Rockford, MI (US)

(**) Term: **14 Years**

(21) Appl. No.: **29/260,068**

(22) Filed: **May 18, 2006**

(51) **LOC (8) Cl.** **02-99**

(52) **U.S. Cl.** **D2/969**

(58) **Field of Classification Search** D2/896,
D2/900, 902, 903, 905, 907, 908, 916, 919-921,
D2/923-925, 943, 944, 969, 972-974, 977;
36/8.1, 9 R, 10, 45, 50.1, 77 M, 77 R, 78,
36/83, 88, 112-114, 126-131
See application file for complete search history.

(56) **References Cited**

U.S. PATENT DOCUMENTS

D379,112 S * 5/1997 McDonald D2/903
D386,599 S * 11/1997 LaRowe D2/972
D447,858 S * 9/2001 Matis et al. D2/969
D501,982 S 2/2005 Belley et al.
D506,601 S 6/2005 Bandini et al.
D513,555 S 1/2006 Le
D514,792 S 2/2006 Ardissono
D543,342 S * 5/2007 Andersen et al. D2/969
D546,044 S * 7/2007 Matis et al. D2/969
D548,442 S * 8/2007 Hulbert D2/969

OTHER PUBLICATIONS

Keen Yogui (date unknown).
Merrell Spring 2005 Catalog, pp. 62, 70, 71.
Merrell Spring 2006 Catalog, p. 51.

* cited by examiner

Primary Examiner—Dominic Simone

(74) *Attorney, Agent, or Firm*—Warner Norcross & Judd
LLP

(57) **CLAIM**

The ornamental design for footwear upper, as shown and
described.

DESCRIPTION

FIG. 1 is a perspective view of the footwear upper embody-
ing the new design;

FIG. 2 is a top view thereof;

FIG. 3 is a right side view thereof;

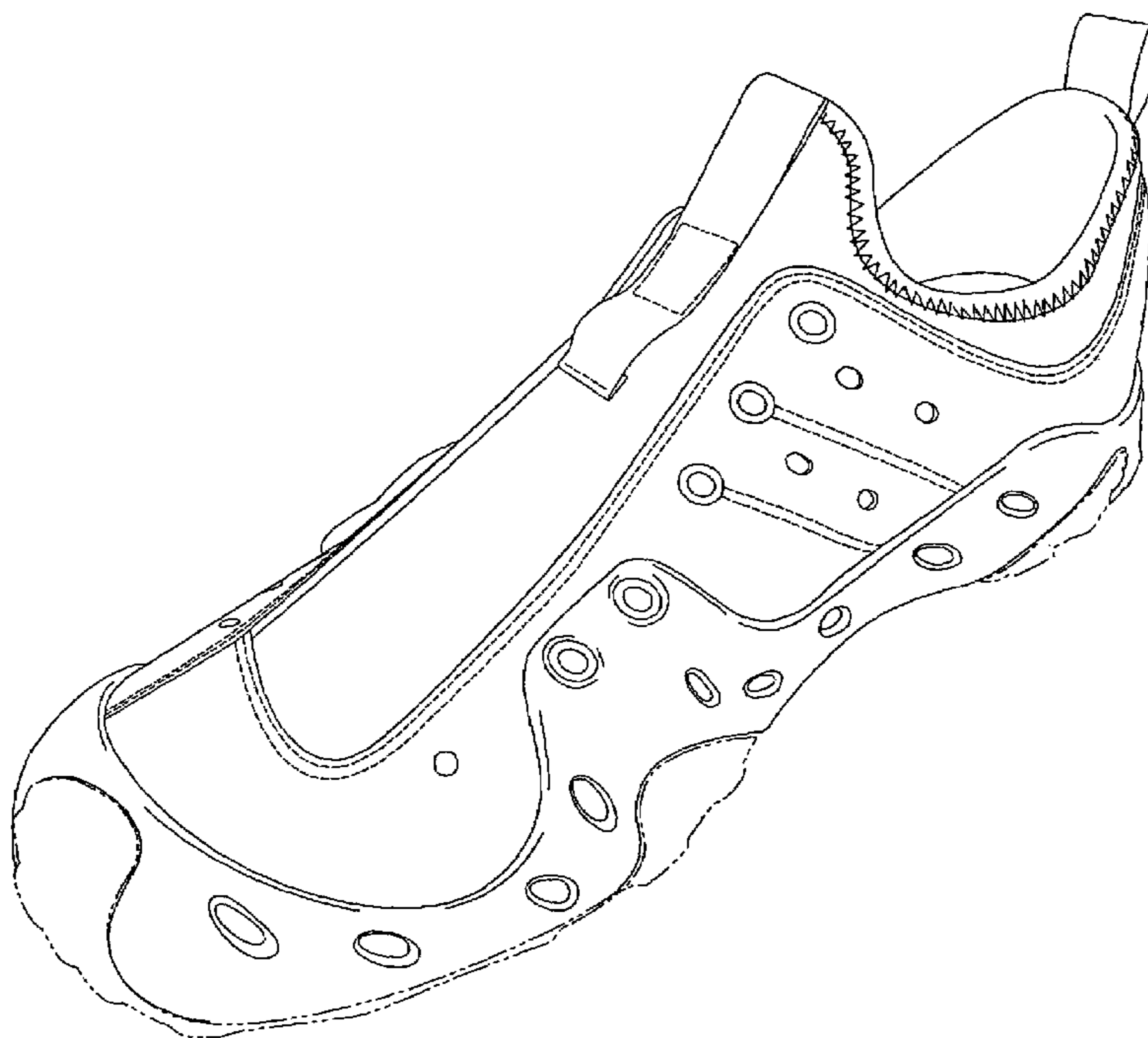
FIG. 4 is a left side view thereof;

FIG. 5 is a front view thereof; and,

FIG. 6 is a rear view thereof.

FIGS. 1-6 show features of an article of footwear in
phantom lines. These features are shown for environmental
purposes and do not form any part of the claimed design.
Further, the phantom lines immediately adjacent the solid-
line portions of the design form the boundary of the design,
with the phantom lines forming no part of the claimed
design.

1 Claim, 4 Drawing Sheets



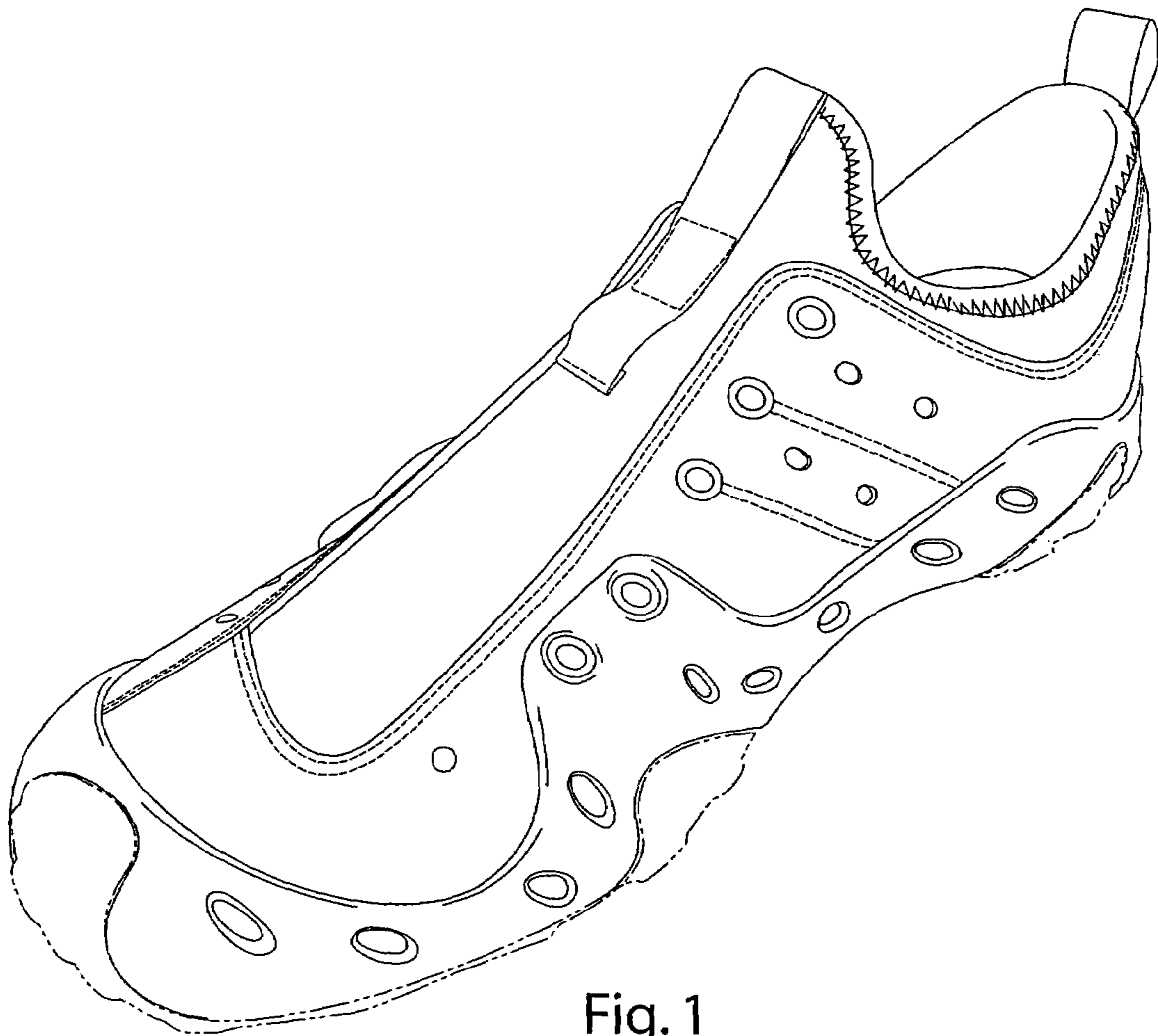


Fig. 1

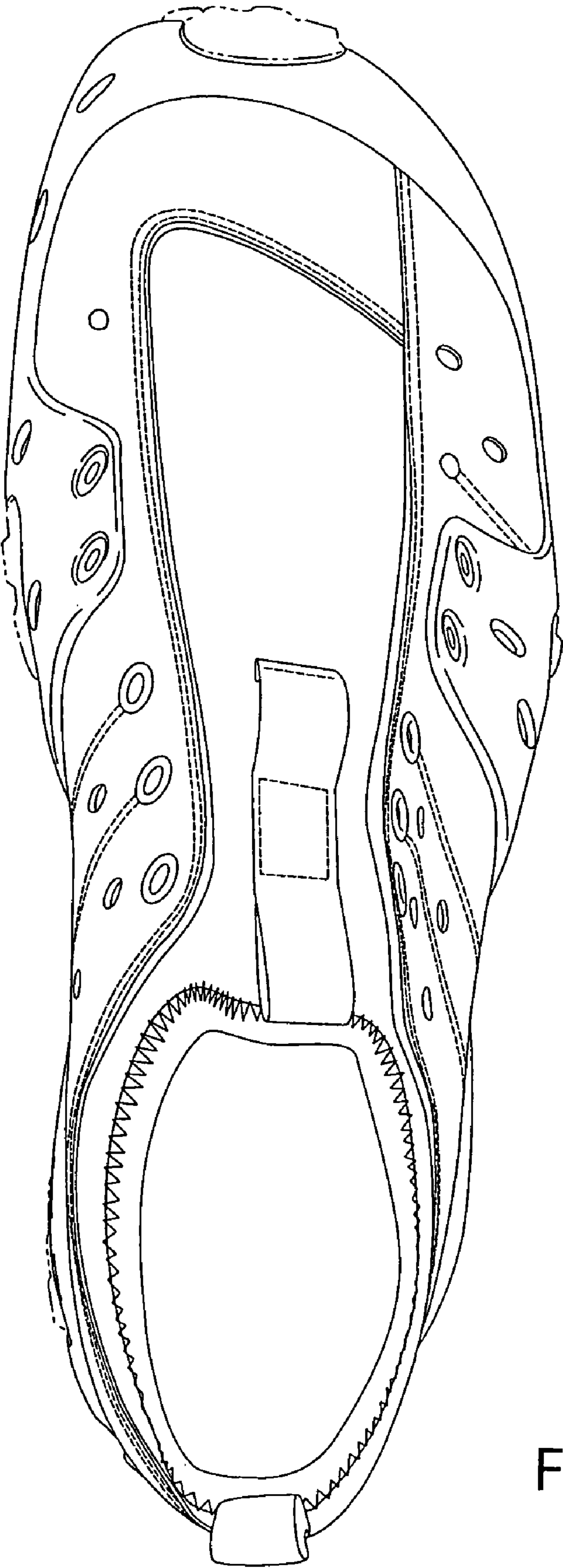


Fig. 2



Fig. 3



Fig. 4

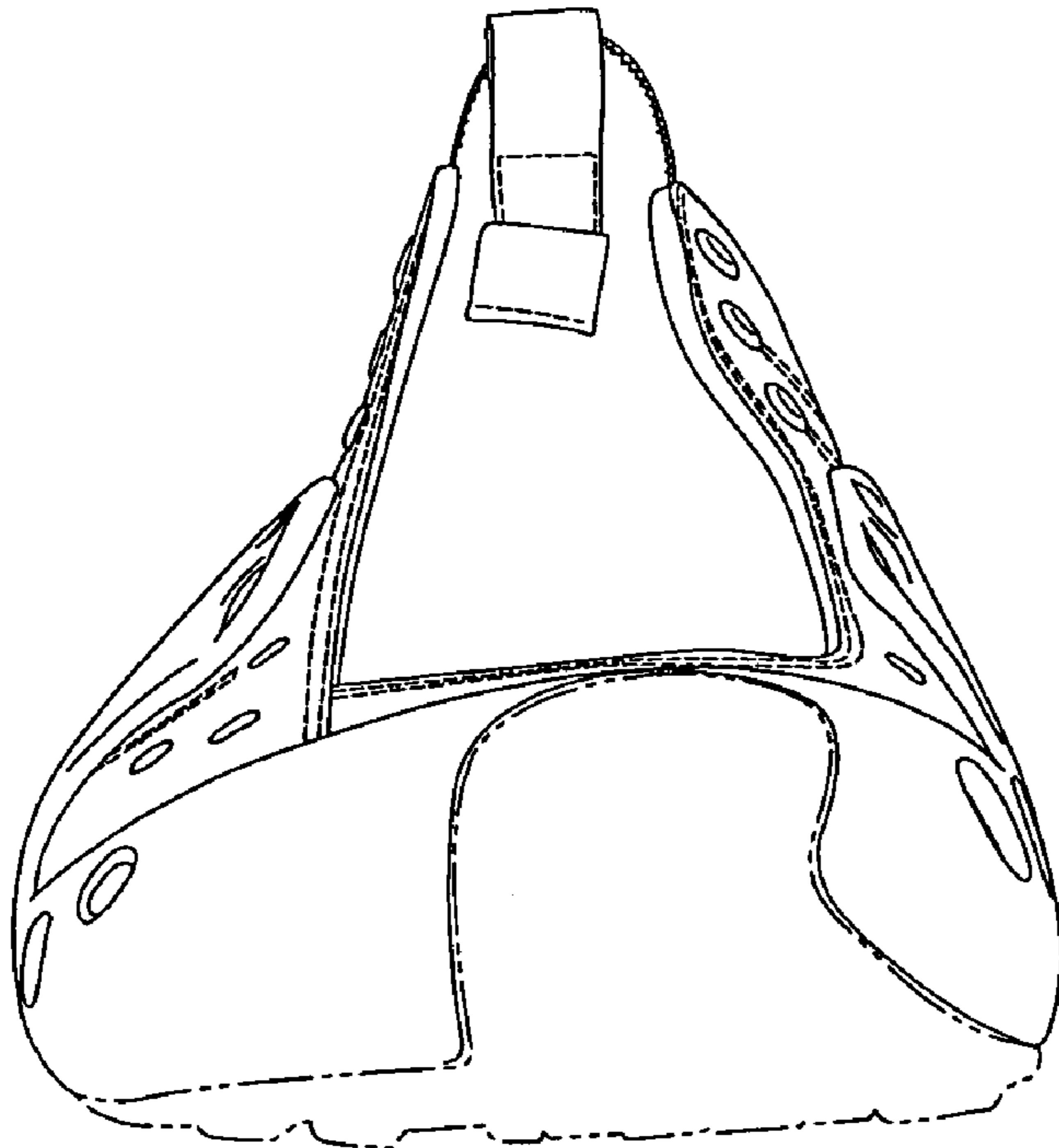


Fig. 5

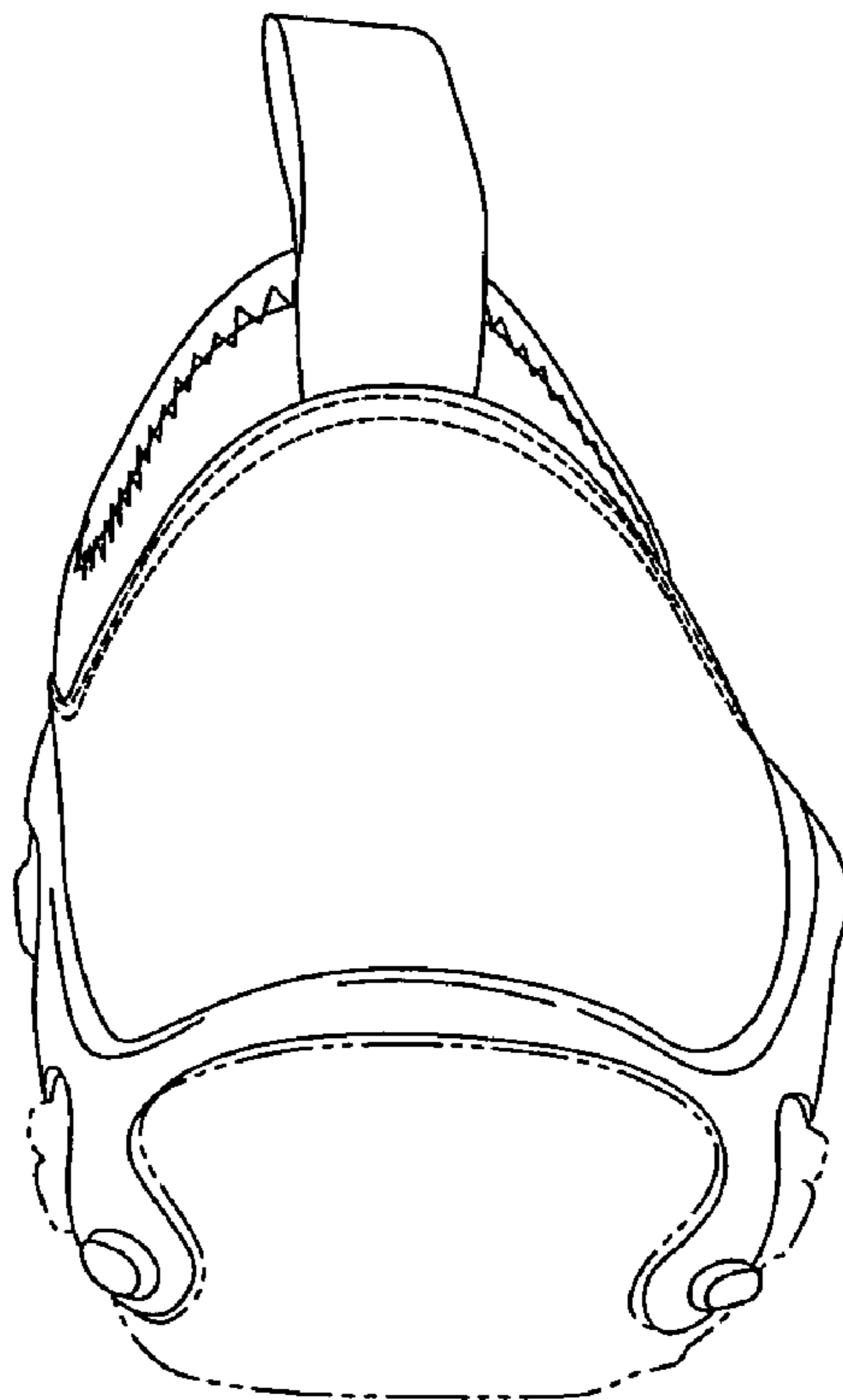


Fig. 6