



US00D563642S

(12) **United States Design Patent**
Horne et al.

(10) **Patent No.:** **US D563,642 S**

(45) **Date of Patent:** **** Mar. 11, 2008**

(54) **FOOTWEAR UPPER**

(75) Inventors: **Lester F. Horne**, Grand Isle, VT (US);
Martin W. F. Dean, St. Albans (GB)

(73) Assignee: **Wolverine World Wide, Inc.**,
Rockford, MI (US)

(**) Term: **14 Years**

(21) Appl. No.: **29/260,059**

(22) Filed: **May 18, 2006**

(51) **LOC (8) Cl.** **02-99**

(52) **U.S. Cl.** **D2/969**

(58) **Field of Classification Search** D2/896,
D2/900, 902, 903, 905, 907, 908, 916, 919-921,
D2/923-925, 943, 944, 969, 972-974, 977;
36/8.1, 9 R, 10, 45, 50.1, 77 M, 77 R, 78,
36/83, 88, 112-114, 126-131

See application file for complete search history.

(56) **References Cited**

U.S. PATENT DOCUMENTS

- 1,695,968 A * 12/1928 Lyon 36/78
- D93,242 S * 9/1934 Rockwood D2/977
- D100,140 S * 6/1936 Wernmark D2/977
- D118,417 S * 1/1940 Pick D2/944
- D138,574 S * 8/1944 Kleven D2/977
- D147,356 S * 8/1947 Stritter D2/923
- D168,744 S * 2/1953 Hiestand D2/924
- D169,956 S * 7/1953 Baroumes D2/924
- D170,036 S * 7/1953 Weiss D2/924
- D232,008 S * 7/1974 Fukuo D2/923
- D411,760 S * 7/1999 Marvin et al. D2/969
- D498,353 S * 11/2004 Tzenos D2/972
- D513,360 S * 1/2006 Robbins et al. D2/969
- D514,794 S * 2/2006 Corbi Rico D2/969
- D516,283 S * 3/2006 Tzenos D2/969
- D517,295 S * 3/2006 Robbins et al. D2/969
- D525,775 S * 8/2006 Cintron D2/977

- D541,027 S * 4/2007 Belley et al. D2/969
- D543,342 S * 5/2007 Andersen et al. D2/969
- D546,050 S * 7/2007 Edwards et al. D2/972
- D546,534 S * 7/2007 Belley et al. D2/969
- D546,546 S * 7/2007 Chang D2/972
- D547,044 S * 7/2007 Belley et al. D2/969
- D551,836 S * 10/2007 Matis et al. D2/969

OTHER PUBLICATIONS

Merrell Fall 2003 Catalog, p. 39.
Hush Puppies 1997 Homeware Catalog, pp. 11, 23.
Hush Puppies Mens Fall 1997 Catalog, p. 3.

* cited by examiner

Primary Examiner—Dominic Simone

(74) *Attorney, Agent, or Firm*—Warner Norcross & Judd
LLP

(57) **CLAIM**

The ornamental design for footwear upper, as shown and described.

DESCRIPTION

FIG. 1 is a perspective view of the footwear upper embodying the new design;

FIG. 2 is a top view thereof;

FIG. 3 is a right side view thereof;


FIG. 4 is a left side view thereof;

FIG. 5 is a front view thereof; and,

FIG. 6 is a rear view thereof.

FIGS. 1-6 show features of an article of footwear in phantom lines. These features are shown for environmental purposes and do not form any part of the claimed design. Further, the phantom lines immediately adjacent the solid-line portions of the design form the boundary of the design, with the phantom lines forming no part of the claimed design.

1 Claim, 4 Drawing Sheets



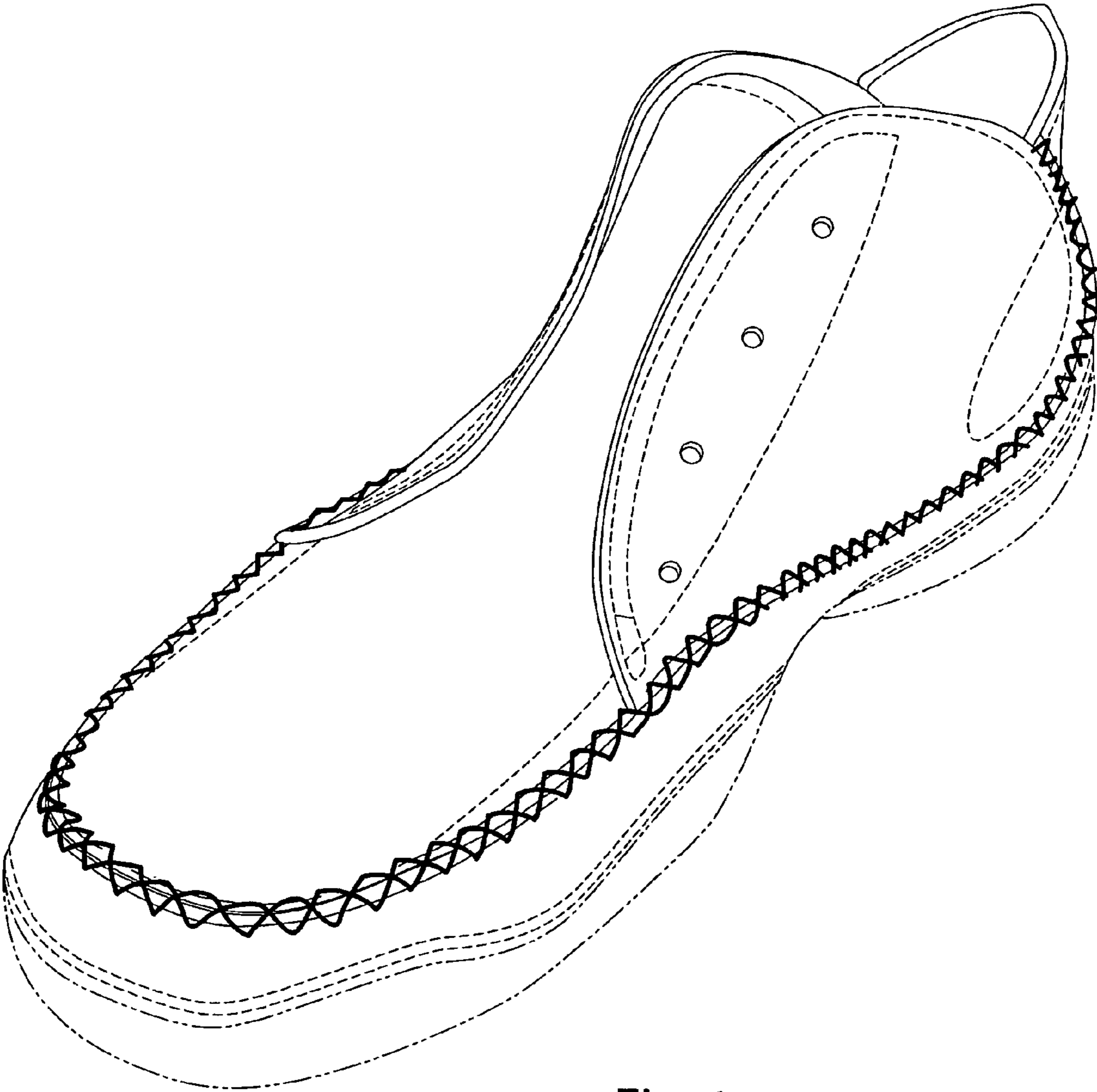


Fig. 1

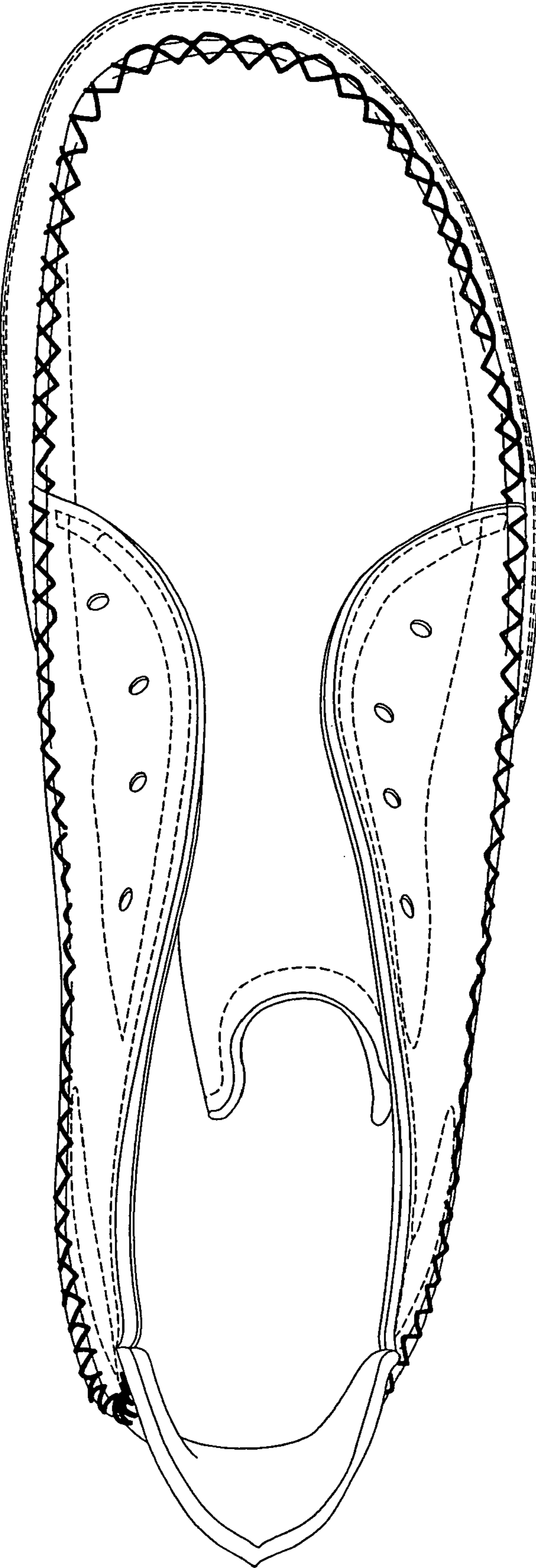


Fig. 2




Fig. 3




Fig. 4

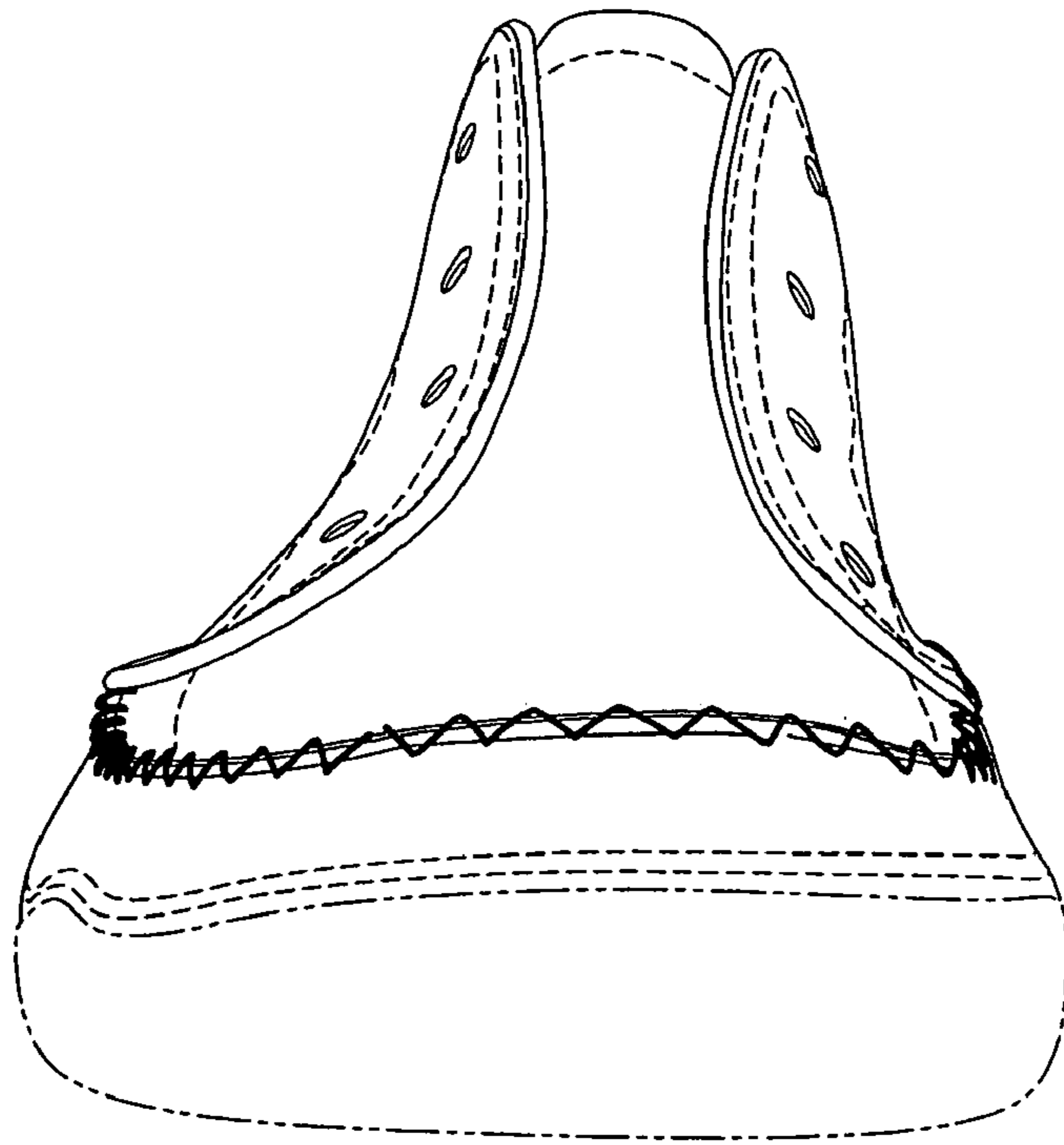


Fig. 5

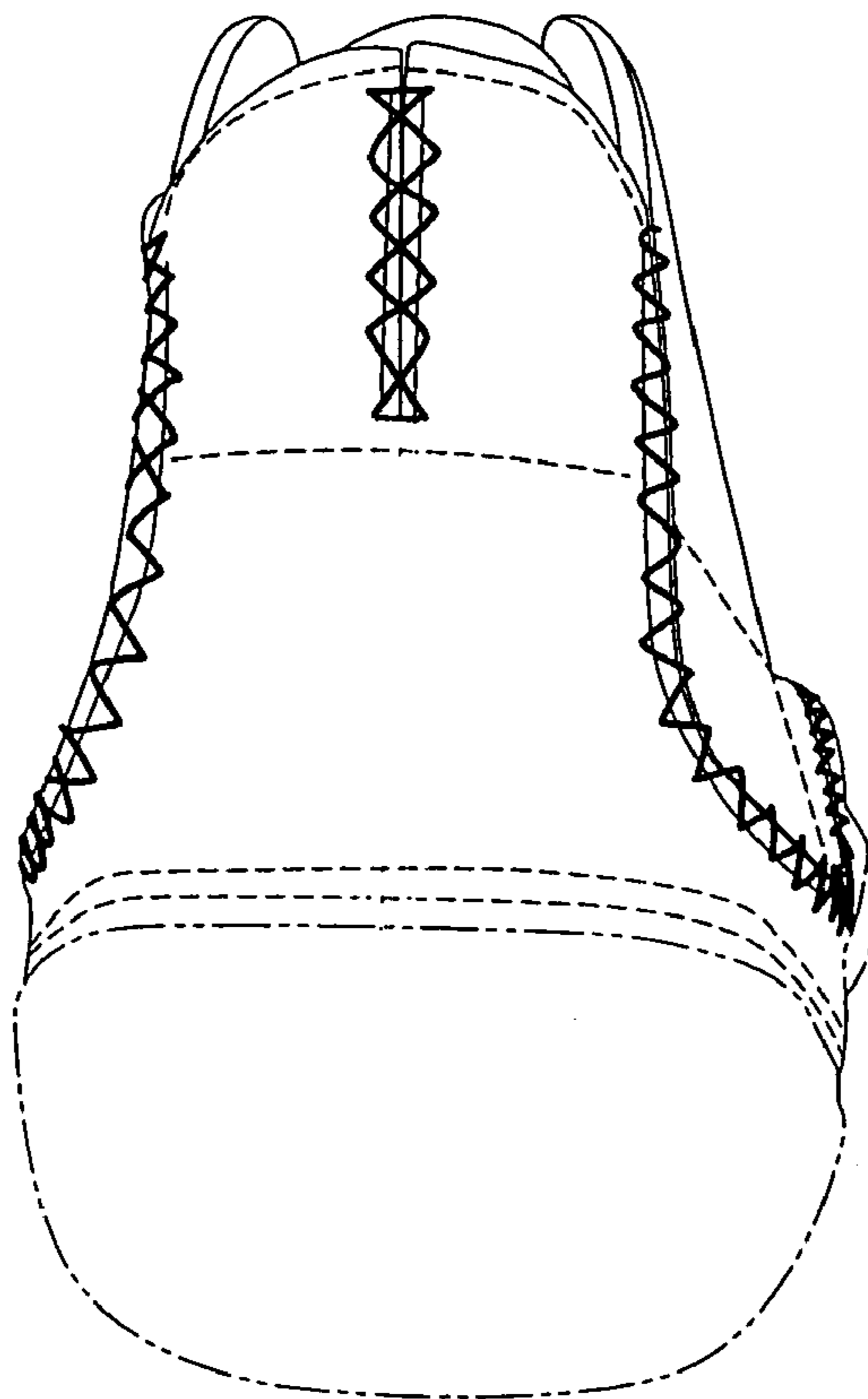


Fig. 6