



US00D563635S

(12) **United States Design Patent**
Andersen et al.

(10) **Patent No.:** **US D563,635 S**
(45) **Date of Patent:** **** Mar. 11, 2008**

(54) **FOOTWEAR SOLE**

(75) Inventors: **Deborah H. Andersen**, Prevost (CA);
Martin W. F. Dean, St. Albans (GB);
Grant A. Urie, Shelburne, VT (US)

(73) Assignee: **Wolverine World Wide, Inc.**,
Rockford, MI (US)

(**) Term: **14 Years**

(21) Appl. No.: **29/268,686**

(22) Filed: **Nov. 9, 2006**

(51) **LOC (8) Cl.** **02-04**

(52) **U.S. Cl.** **D2/952; D2/951**

(58) **Field of Classification Search** D2/902,
D2/947, 951, 953-957, 959, 960; 36/3 B,
36/22 R, 24.5, 25 R, 59 C, 103; 428/89;
446/385

See application file for complete search history.

(56) **References Cited**

U.S. PATENT DOCUMENTS

D70,701 S *	7/1926	Precourt	D2/951
D71,338 S *	10/1926	Oakley	D2/959
2,701,458 A *	2/1955	Ducharme	66/180
3,120,711 A *	2/1964	Scholl	36/9 R
D203,741 S *	2/1966	Scholl	D2/957
D277,809 S *	3/1985	Hahn	D2/951
D281,032 S *	10/1985	Austin	D2/957
D287,183 S *	12/1986	Austin	D2/957
D292,345 S *	10/1987	Hubbard	D2/994
D305,384 S *	1/1990	Hubbard	D2/994
D307,211 S *	4/1990	Arai	D2/955
D307,975 S *	5/1990	Kittle et al.	D2/955
D319,724 S *	9/1991	Issler	D2/957
D342,377 S *	12/1993	Smith	D2/977
D377,259 S *	1/1997	Davidowitz et al.	D2/952
5,733,170 A *	3/1998	Wotton	446/385
D498,363 S *	11/2004	Reynolds	D5/7

D504,756 S *	5/2005	Adams et al.	D2/952
6,911,245 B2 *	6/2005	Beistline et al.	428/89
D518,279 S *	4/2006	Schoenborn et al.	D2/953

OTHER PUBLICATIONS

CAT Footwear 1997 Catalog, p. 37.
Merrell Sandals Spring, Summer 1996 Catalog, 4.
Hy-Test 1998 Protective and Occupational Footwear Catalog, p. 69.
Merrell Spring 2000 Catalog, p. 41.
Harley-Davidson Footwear 2000 Catalog, p. 33.

* cited by examiner

Primary Examiner—Celia A. Murphy

(74) *Attorney, Agent, or Firm*—Warner Norcross & Judd LLP

(57) **CLAIM**

The ornamental design for footwear sole, as shown and described.

DESCRIPTION

FIG. 1 is a perspective view of the footwear sole embodying the new design;

FIG. 2 is a bottom view thereof;

FIG. 3 is a right side view thereof;

FIG. 4 is a left side view thereof;

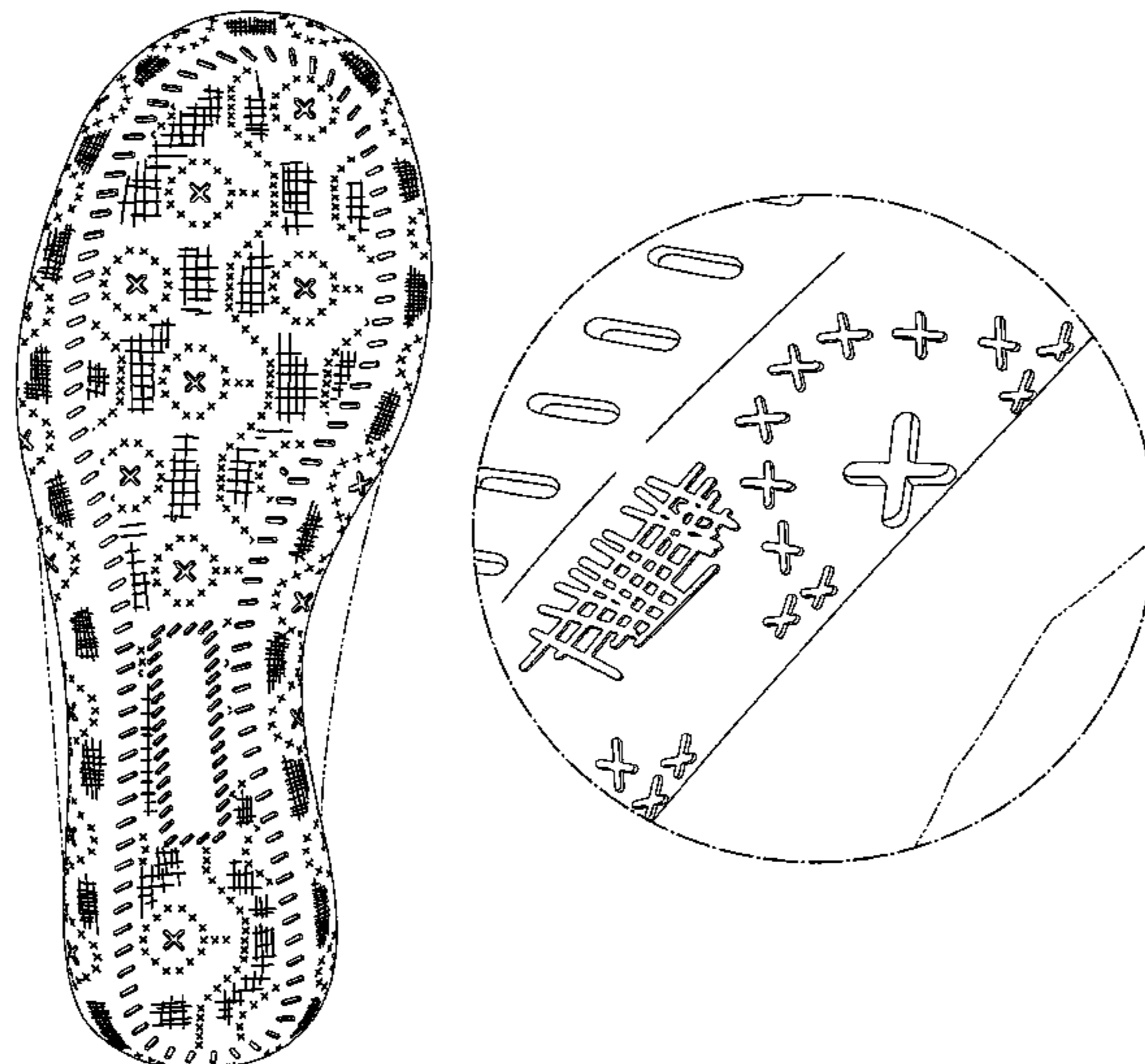
FIG. 5 is a front view thereof;

FIG. 6 is a rear view thereof; and,

FIG. 7 is an enlarged view of Area VII of FIG. 1.

FIGS. 1-7 show features of an article of footwear in phantom lines. These features are shown for environmental purposes and do not form any part of the claimed design. Further, the phantom lines immediately adjacent the solid-line portions of the design form the boundary of the design, with the phantom lines forming no part of the claimed design.

1 Claim, 5 Drawing Sheets



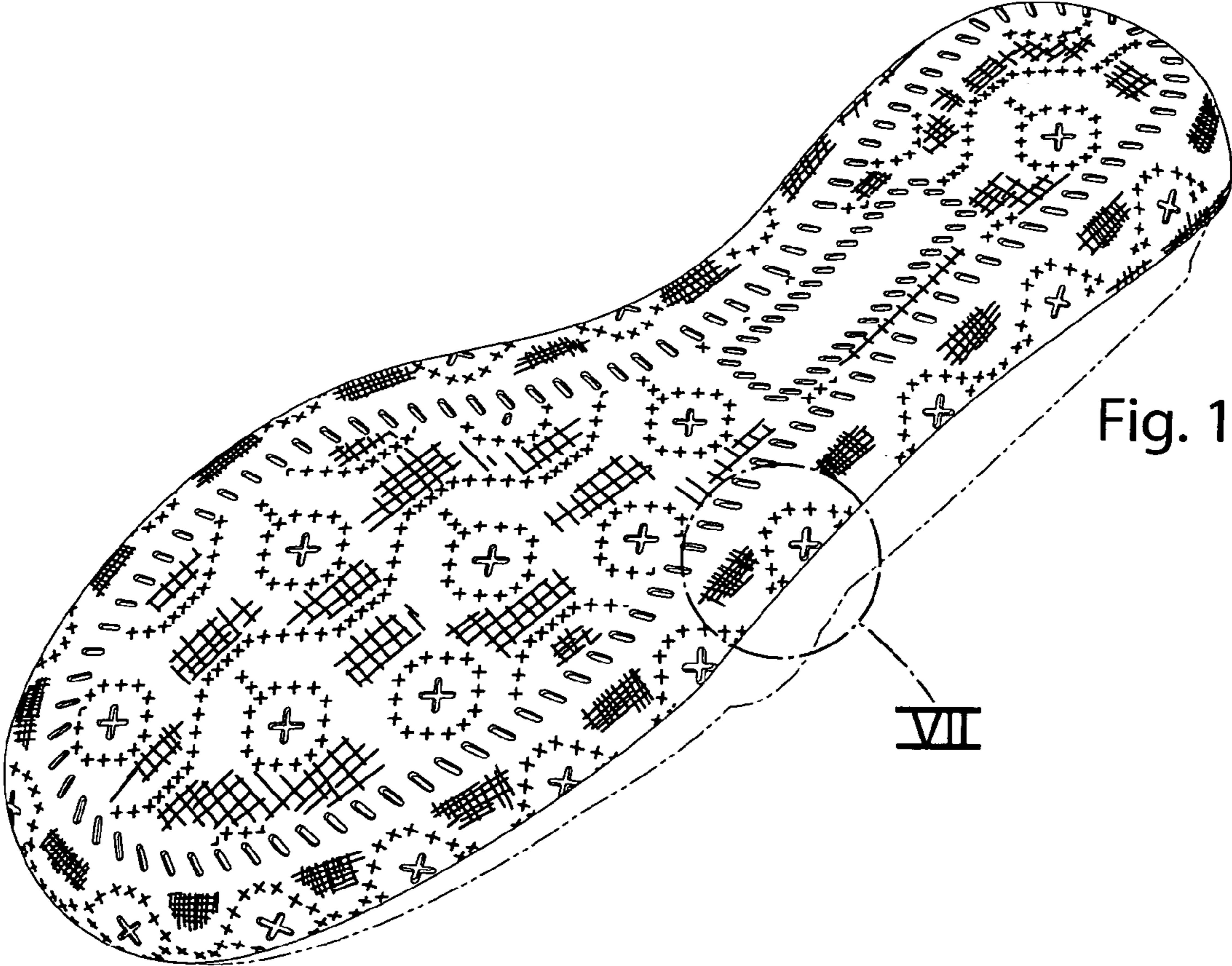


Fig. 1

VII

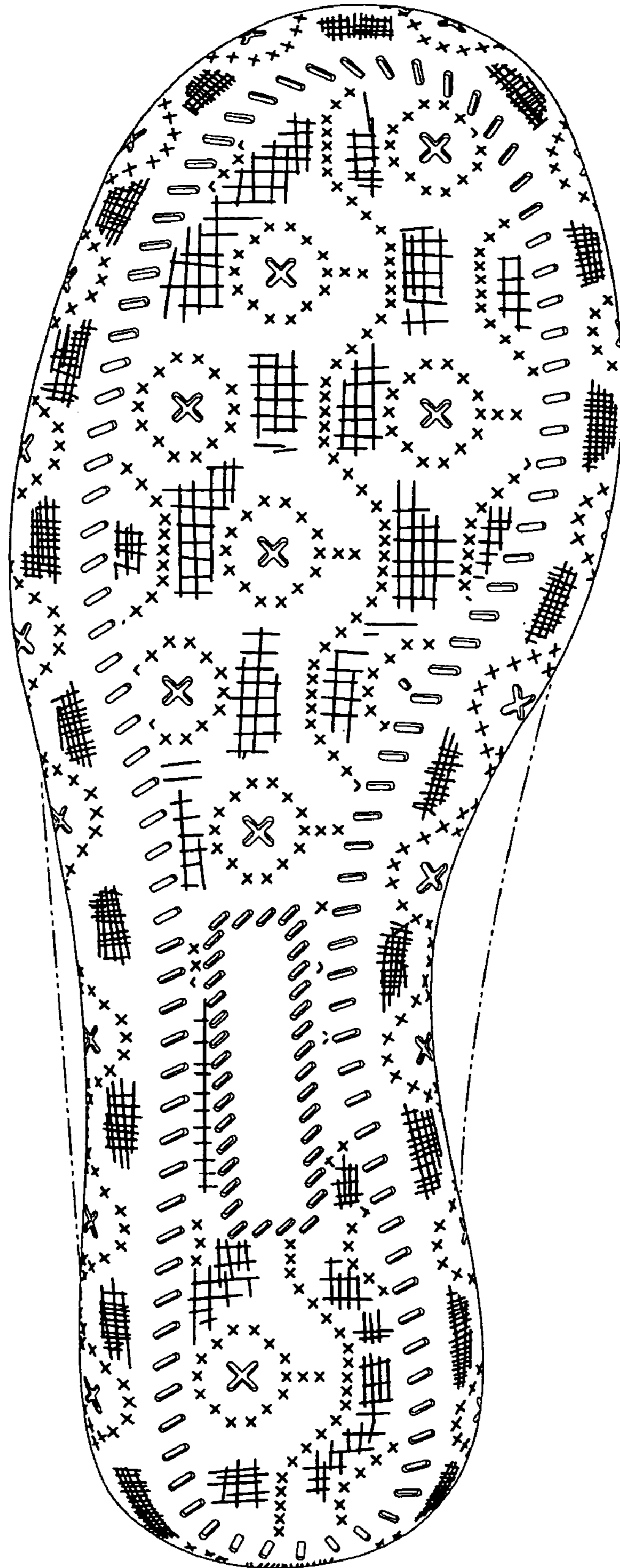


Fig. 2

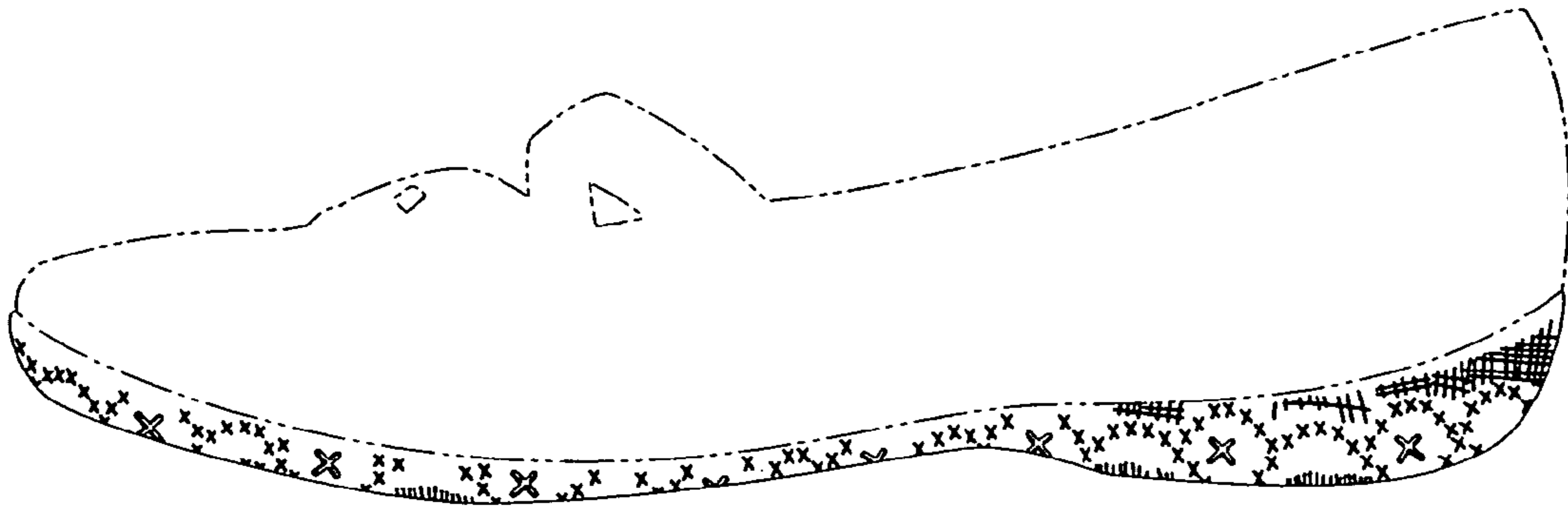


Fig. 3

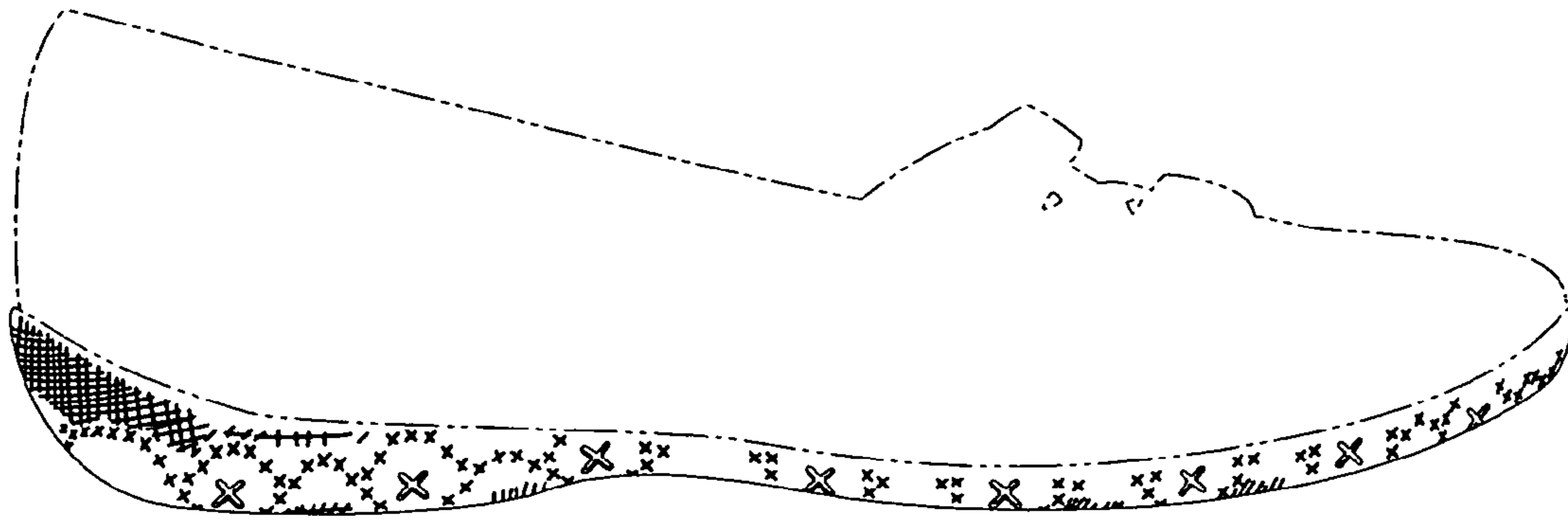


Fig. 4

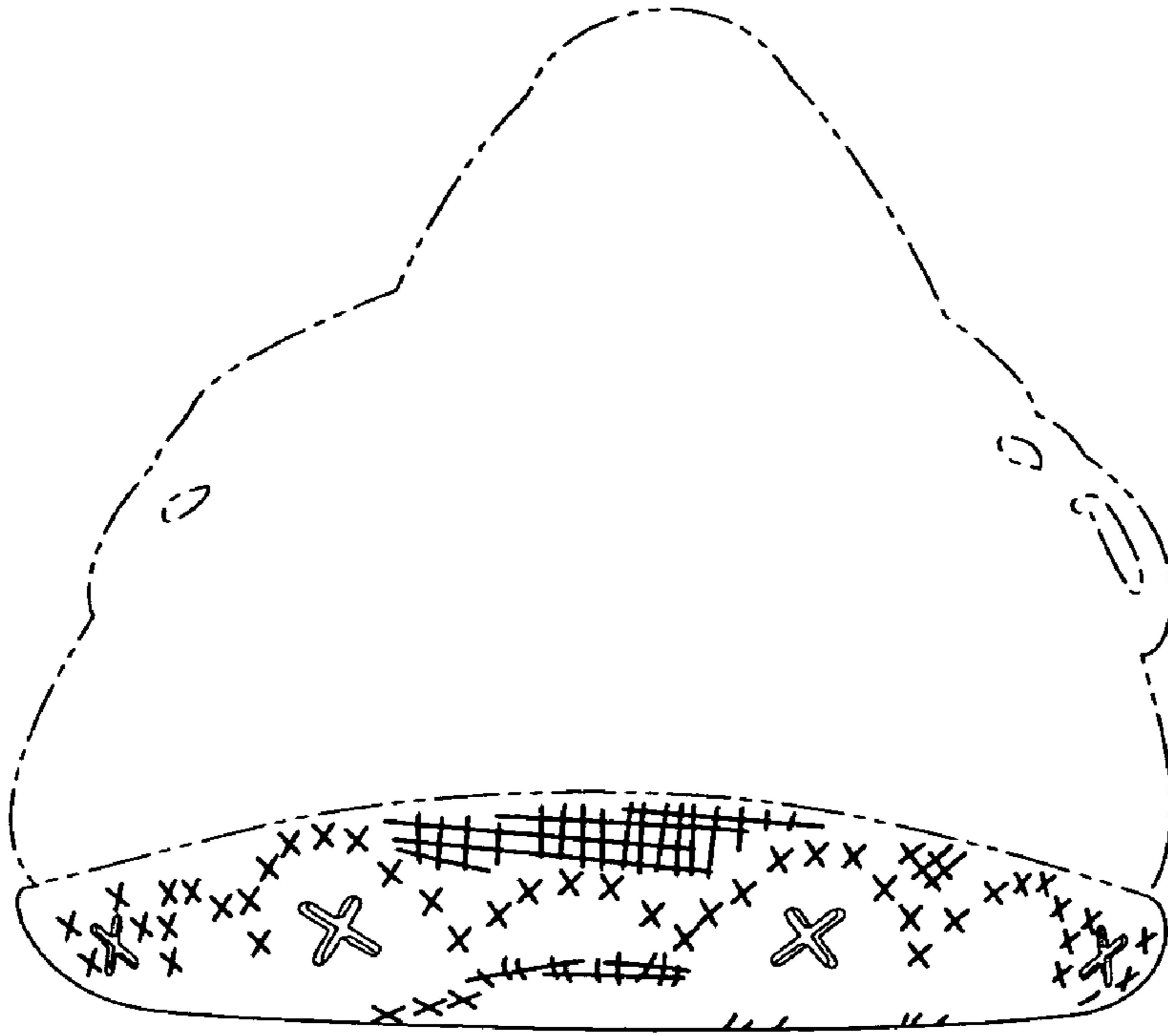


Fig. 5

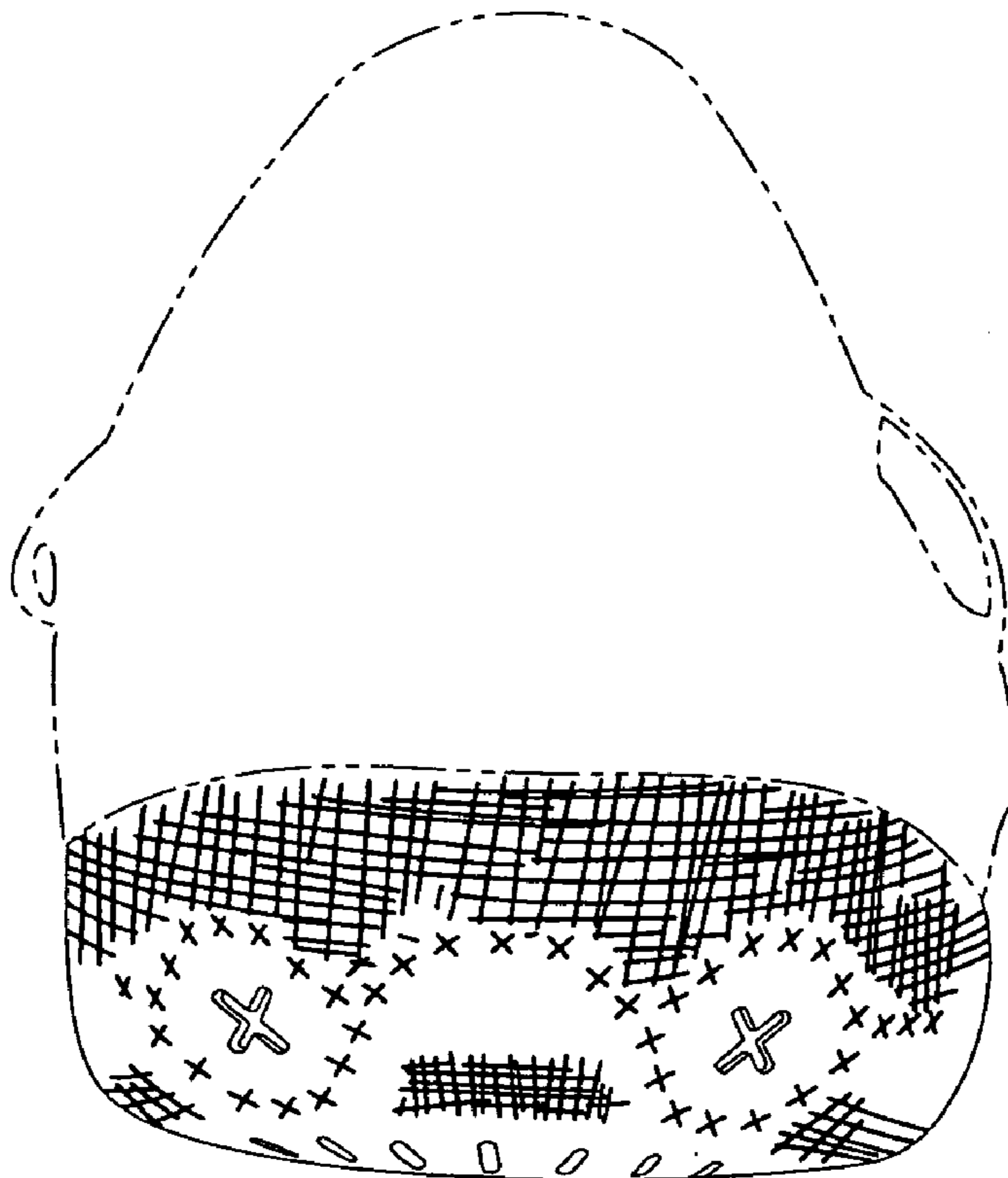


Fig. 6

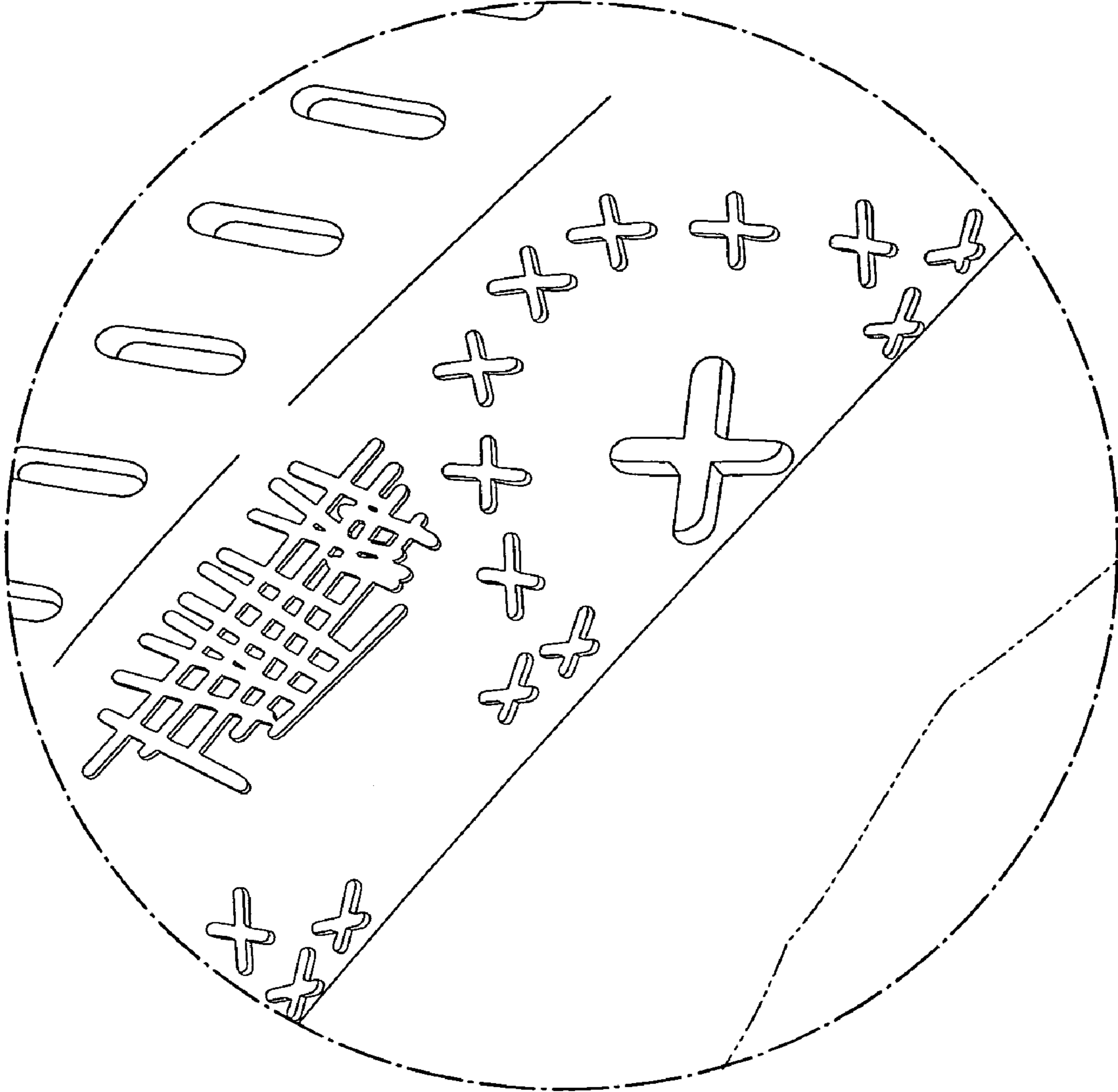


Fig. 7