

US00D563632S

(12) **United States Design Patent**
Dolce et al.

(10) **Patent No.:** **US D563,632 S**
(45) **Date of Patent:** **** Mar. 11, 2008**

(54) **SHOE**

D325,287 S * 4/1992 Strauss D2/902

(75) Inventors: **Domenico Dolce**, Milan (IT); **Stefano Gabbana**, Milan (IT)

* cited by examiner

(73) Assignee: **Dolce & Gabbana S.r.l.**, Milan: MI (IT)

Primary Examiner—Stella M. Reid

Assistant Examiner—Rashida C. McCoy

(74) *Attorney, Agent, or Firm*—Jacobson Holman PLLC

(**) Term: **14 Years**

(57) **CLAIM**

(21) Appl. No.: **29/268,070**

We claim the ornamental design for the shoe, as shown and described.

(22) Filed: **Oct. 30, 2006**

(30) **Foreign Application Priority Data**

DESCRIPTION

Apr. 28, 2006 (EM) 000519673

FIG. 1 is a top side perspective of the shoe showing our new design;

(51) **LOC (8) Cl.** **02-04**

FIG. 2 is a side elevational view of the shoe as shown in FIG. 1;

(52) **U.S. Cl.** **D2/896**

(58) **Field of Classification Search** D2/896,
D2/902, 906–908, 943, 944, 969; 36/3 A,
36/45, 50.1, 8.3, 113

FIG. 3 is another side elevational view of the shoe as shown in FIG. 1;

See application file for complete search history.

FIG. 4 is a front elevational view of the shoe as shown in FIG. 1;

(56) **References Cited**

FIG. 5 is a rear elevational view of the shoe as shown in FIG. 1;

U.S. PATENT DOCUMENTS

D284,518 S * 7/1986 Lowe et al. D2/902
D293,847 S * 1/1988 Le et al. D2/970
D293,848 S * 1/1988 Brown et al. D2/970
D297,181 S * 8/1988 Selbiger et al. D2/970
D320,498 S * 10/1991 Hatfield D2/970

FIG. 6 is a top plan view of the shoe as shown in FIG. 1; and,

FIG. 7 is a bottom plan view of the shoe as shown in FIG. 1.

1 Claim, 7 Drawing Sheets





FIG. 1




FIG. 2




FIG. 3

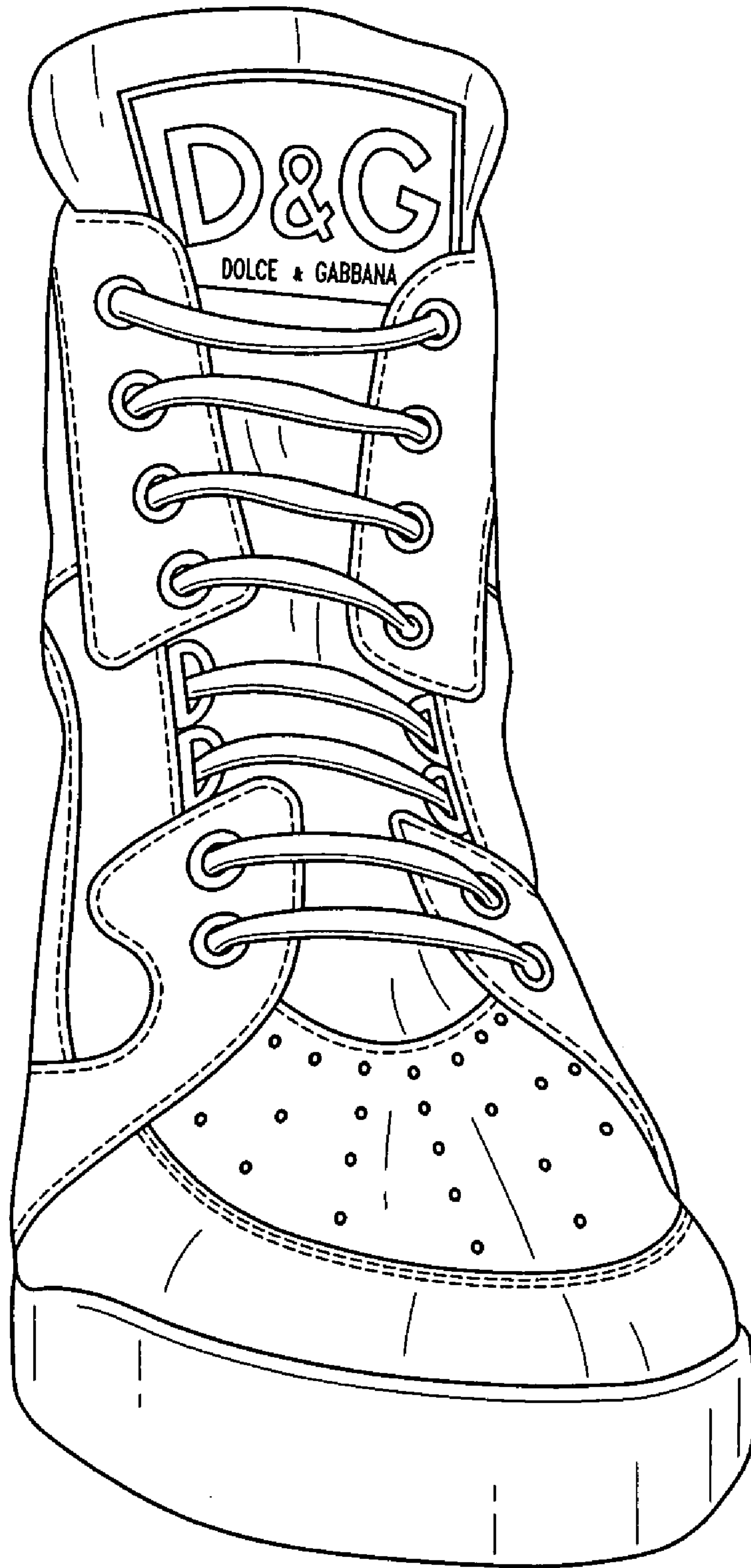


FIG. 4

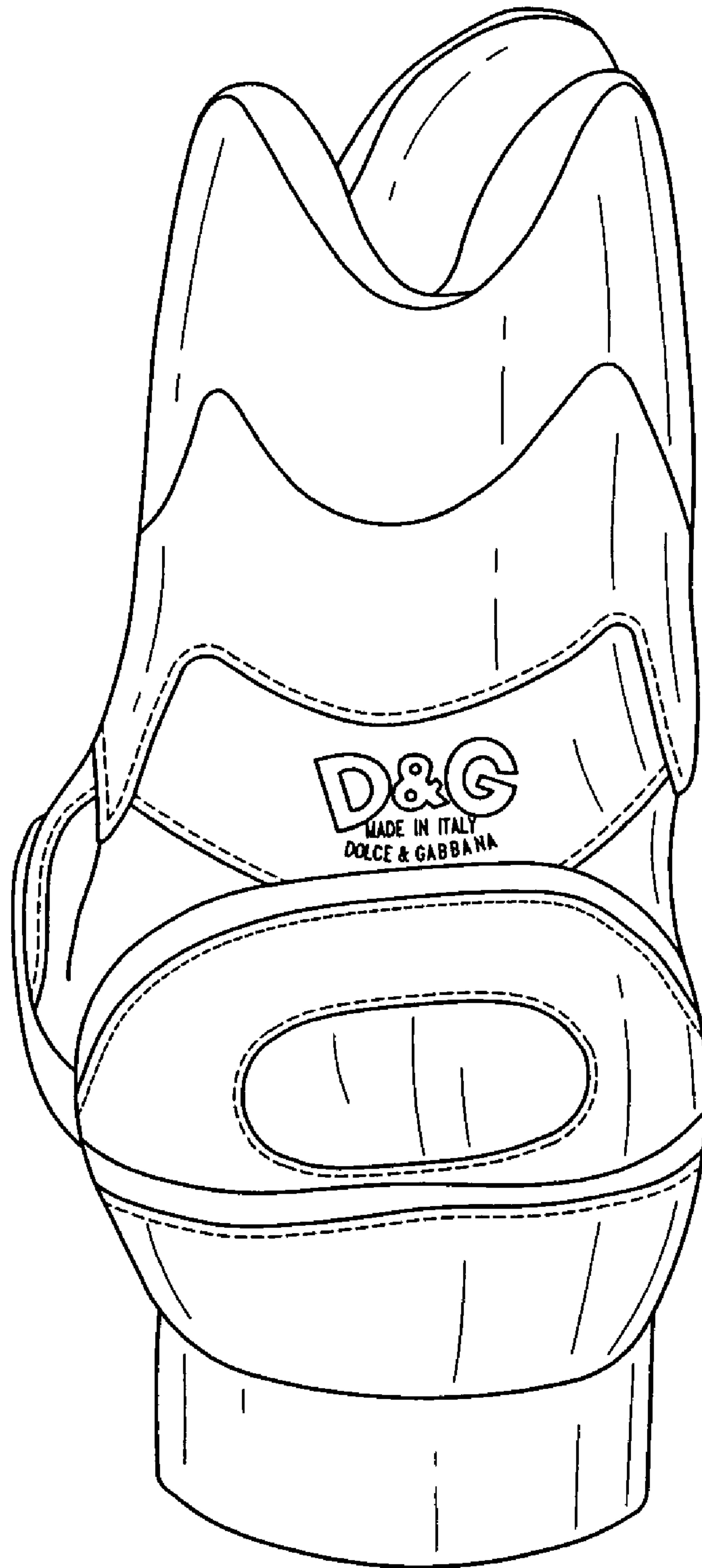


FIG. 5

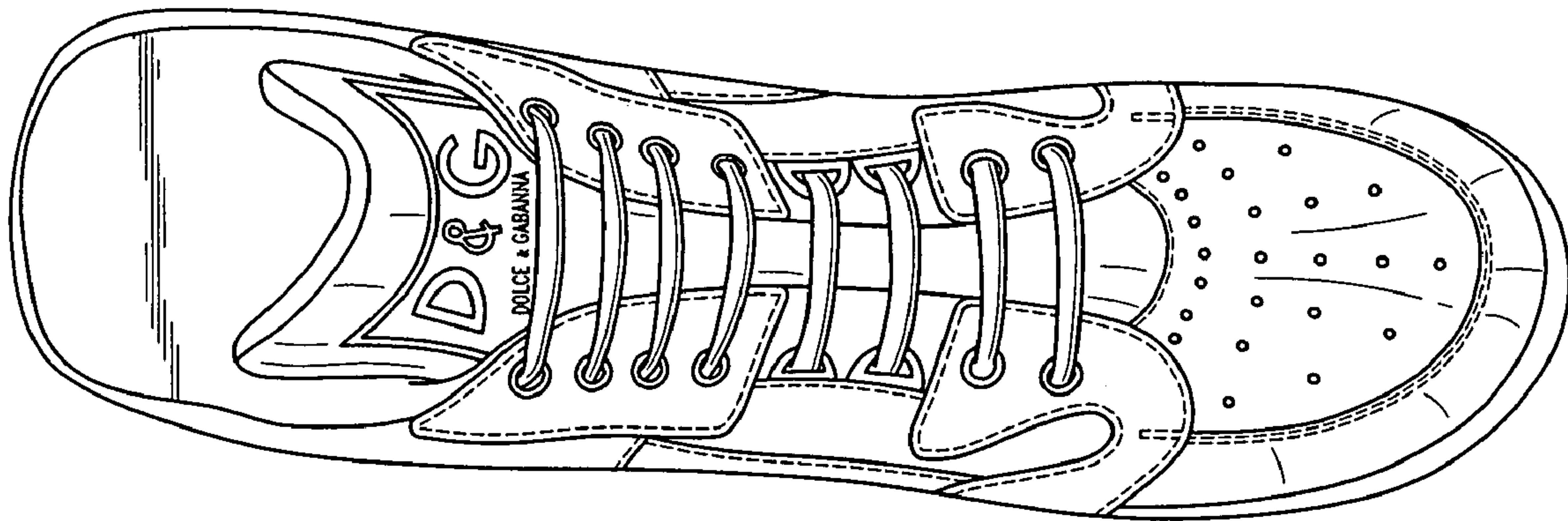


FIG. 6

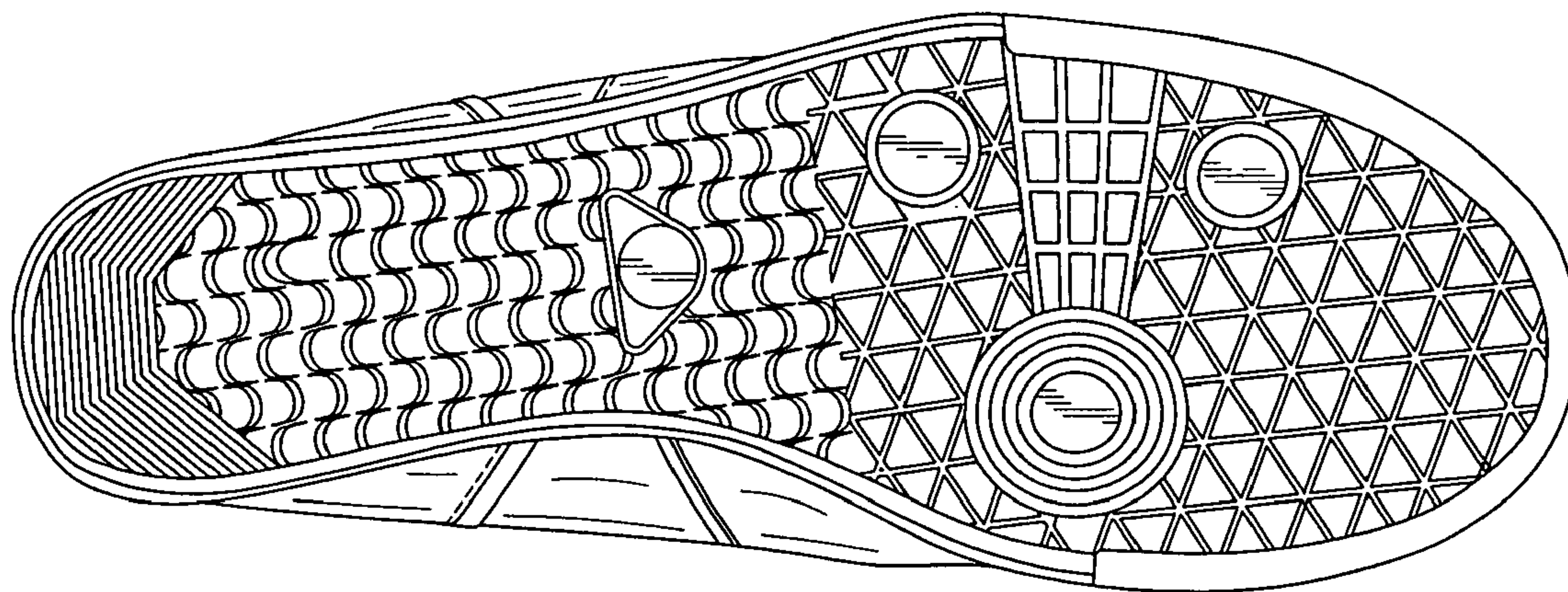


FIG. 7