



US00D563611S

(12) **United States Design Patent**
Ahrenholtz et al.

(10) **Patent No.:** **US D563,611 S**
(45) **Date of Patent:** **** Mar. 4, 2008**

(54) **DISHWASHER APPLIANCE CONTAINER**
(75) Inventors: **Ted Eric Ahrenholtz**, Minnetonka, MN (US); **Justin Paul Boortz**, Waconia, MN (US)

D498,566 S 11/2004 Schick et al.
6,814,091 B2 11/2004 McConnell et al.
6,915,808 B2 * 7/2005 McConnell et al. 134/135
D521,722 S * 5/2006 Lesniak et al. D3/205
D522,233 S * 6/2006 Lesniak et al. D3/205
D531,764 S 11/2006 Gibis et al.

(73) Assignee: **Quadion Corporation**, Minneapolis, MN (US)

OTHER PUBLICATIONS

(**) Term: **14 Years**

http://tsa.imageg.net/graphics/product_images/p1907230dt.jpg
Oct. 10, 2007.*

(21) Appl. No.: **29/289,822**

http://tsa.imageg.net/graphics/product_images/p2416833reg.jpg
Oct. 10, 2007.*

(22) Filed: **Aug. 2, 2007**

<http://www.quadion.com/website.nsf/fa169ddd0da9638d86256da20054f47d/fa44b9a219c5ab568625734>
Oct. 10, 2007.*

(51) **LOC (8) Cl.** **15-05**

* cited by examiner

(52) **U.S. Cl.** **D32/3**

(58) **Field of Classification Search** D32/1-3,
D32/5-6, 25, 28, 29.1, 30; D3/203.1, 205,
D3/201, 203, 206; D28/76; D24/227; 134/135,
134/199; 206/38; 68/212

Primary Examiner—Stella M. Reid
Assistant Examiner—Kathleen Sims
(74) *Attorney, Agent, or Firm*—Schroeder & Siegfried, P.A.

See application file for complete search history.

(57) **CLAIM**

(56) **References Cited**

The ornamental design for a dishwasher appliance container, as shown and described.

U.S. PATENT DOCUMENTS

DESCRIPTION

- 4,512,489 A 4/1985 Green et al.
- 4,732,291 A 3/1988 McConnell
- D315,954 S * 4/1991 Berland D3/294
- D334,975 S * 4/1993 Bunce et al. D23/366
- 5,209,784 A 5/1993 Bellman
- 5,305,876 A 4/1994 Brigham
- D396,903 S * 8/1998 Leu D32/29.1
- 5,840,261 A 11/1998 Monch
- D404,644 S * 1/1999 Meeker D9/415
- 6,371,642 B1 4/2002 Nelson et al.
- 6,705,333 B1 3/2004 Pourcho
- D489,440 S * 5/2004 Anderson et al. D23/366
- D490,945 S 6/2004 Gomez et al.
- D496,154 S * 9/2004 Herman et al. D3/203.1

FIG. 1 is a perspective view of the dishwasher appliance container showing our new design;

FIG. 2 is a top plan view, the bottom plan view being a mirror image thereof;

FIG. 3 is a left side elevational view thereof;

FIG. 4 is a right side elevational view thereof;

FIG. 5 is a front elevational view thereof; and,

FIG. 6 is a rear elevational view.

1 Claim, 2 Drawing Sheets

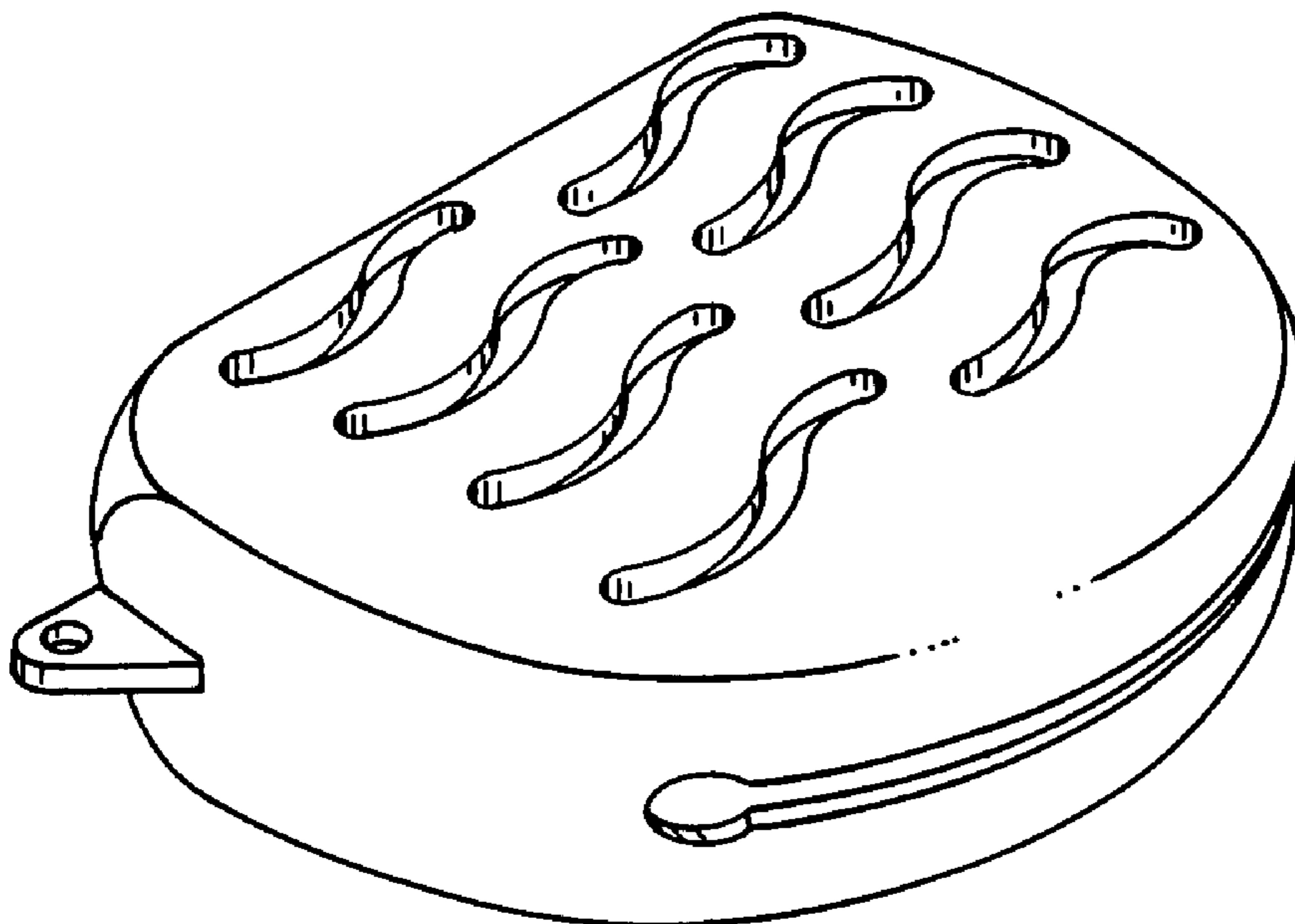


Fig.-1

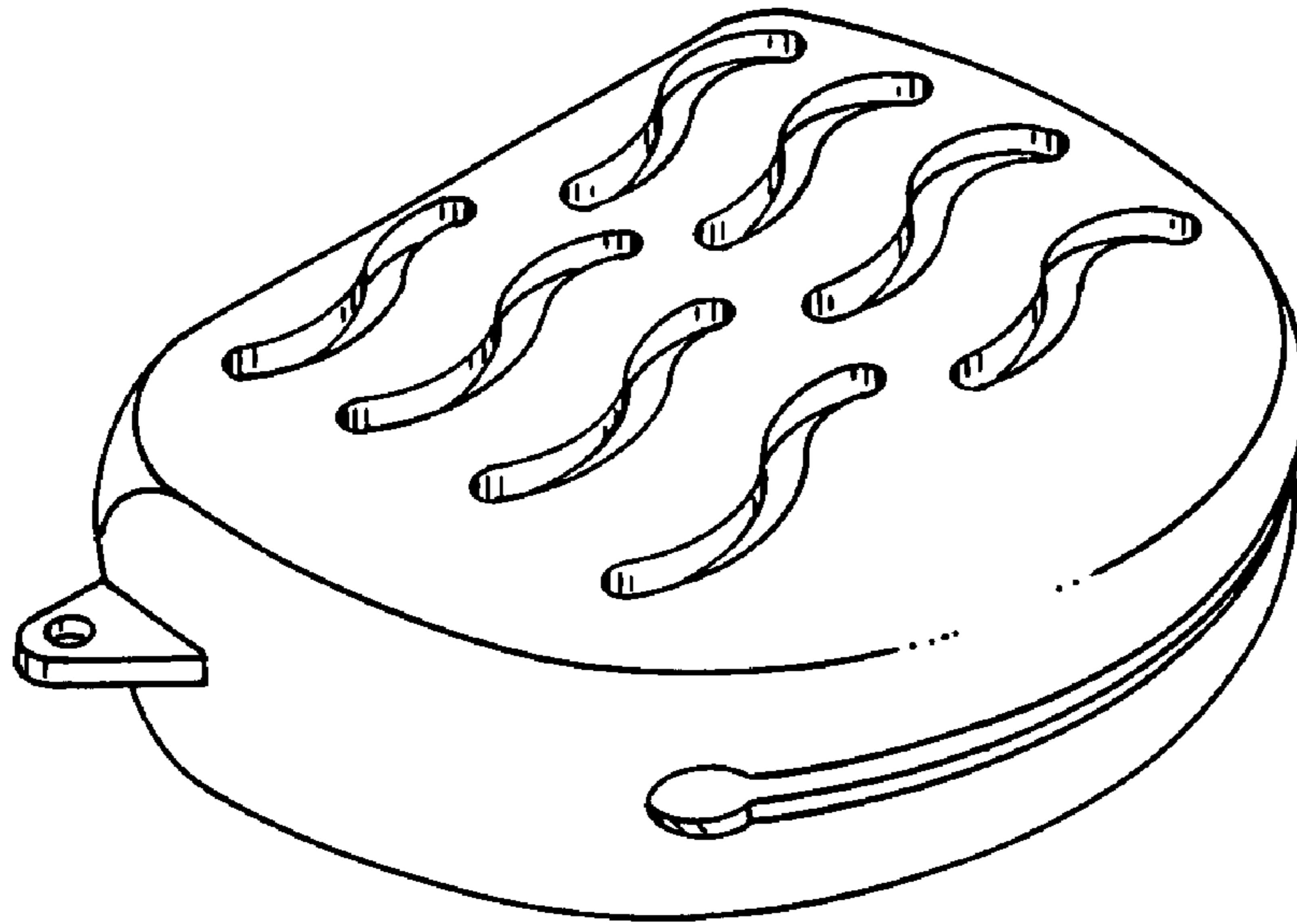


Fig.-2

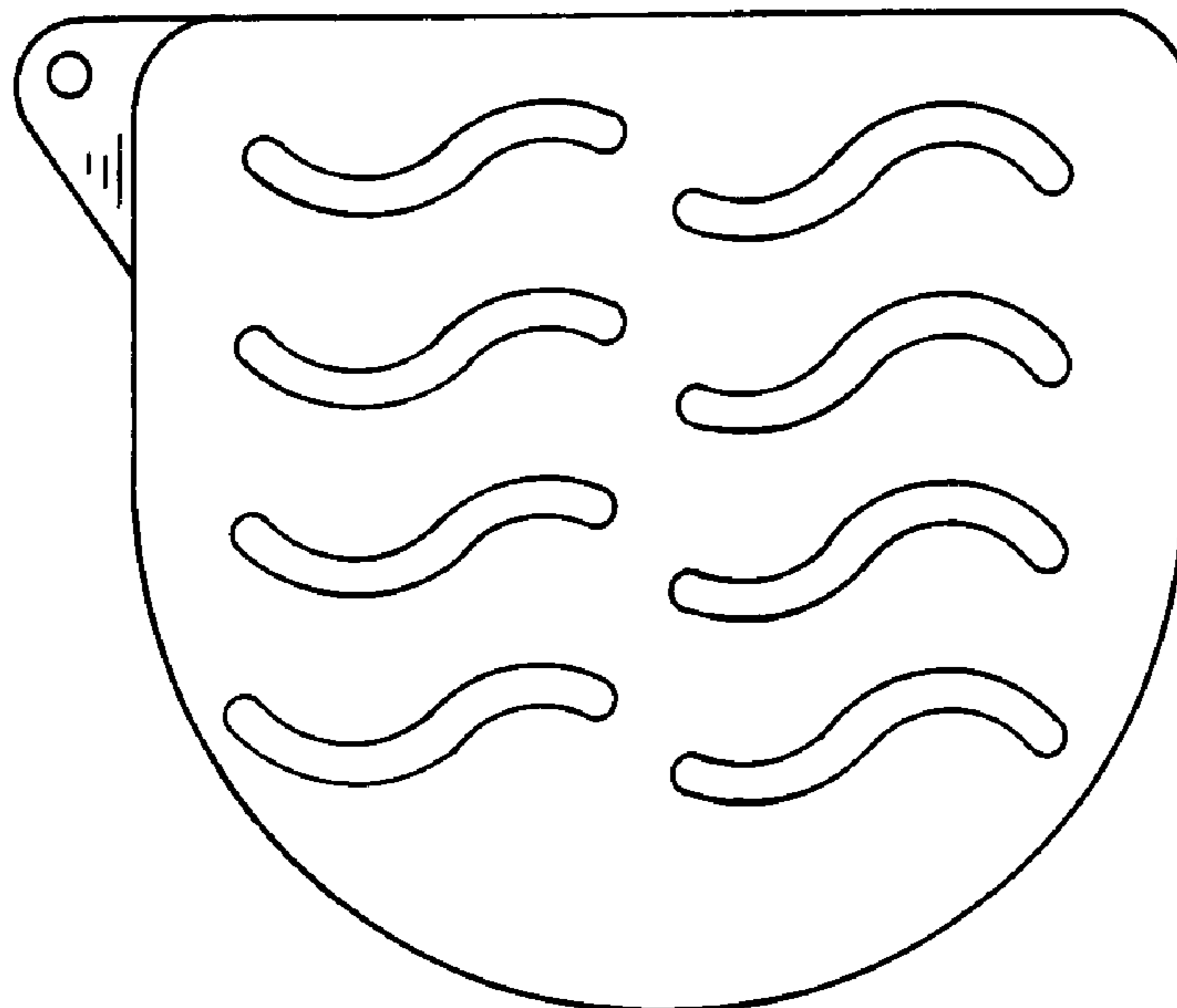


Fig.-3

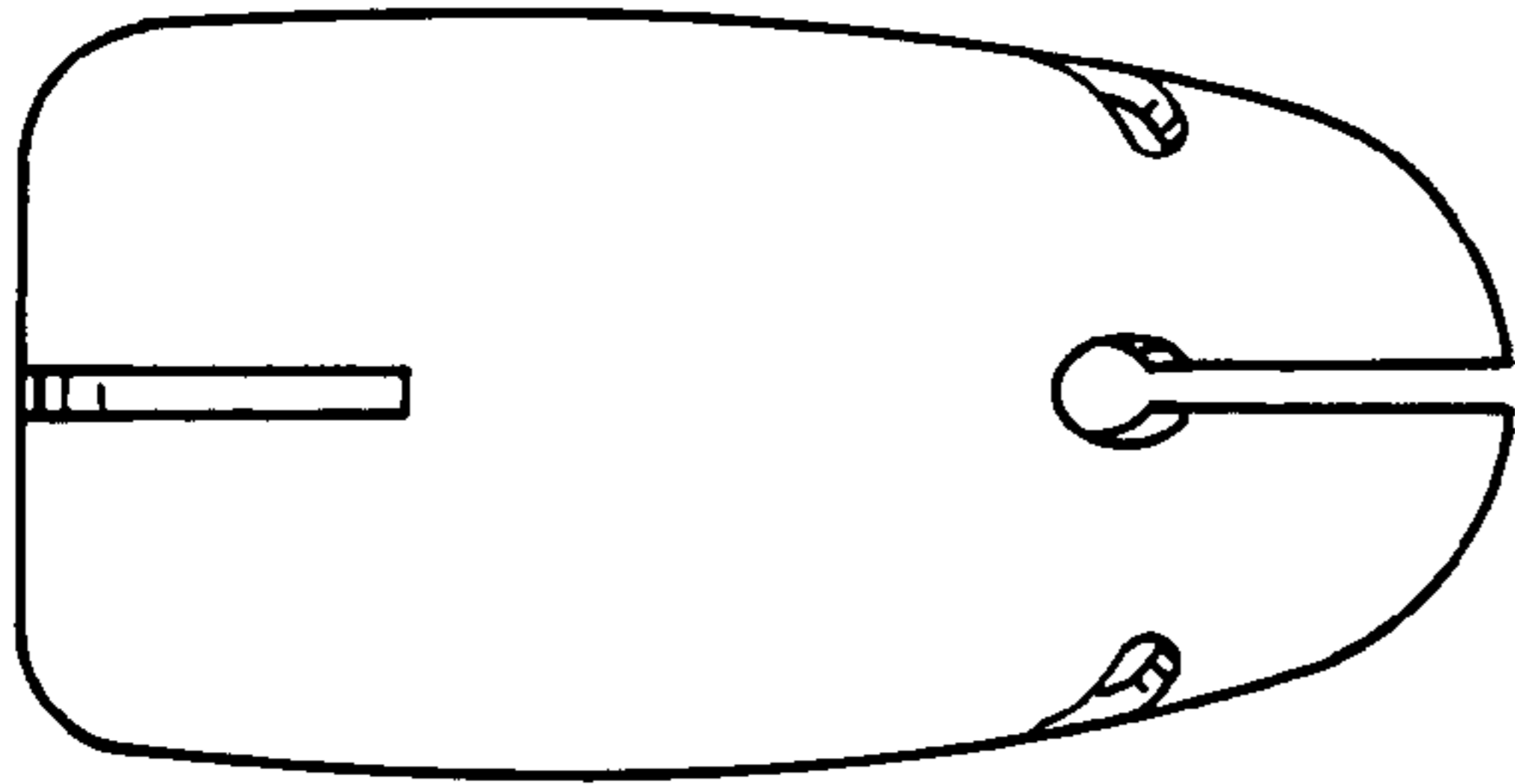


Fig.-4

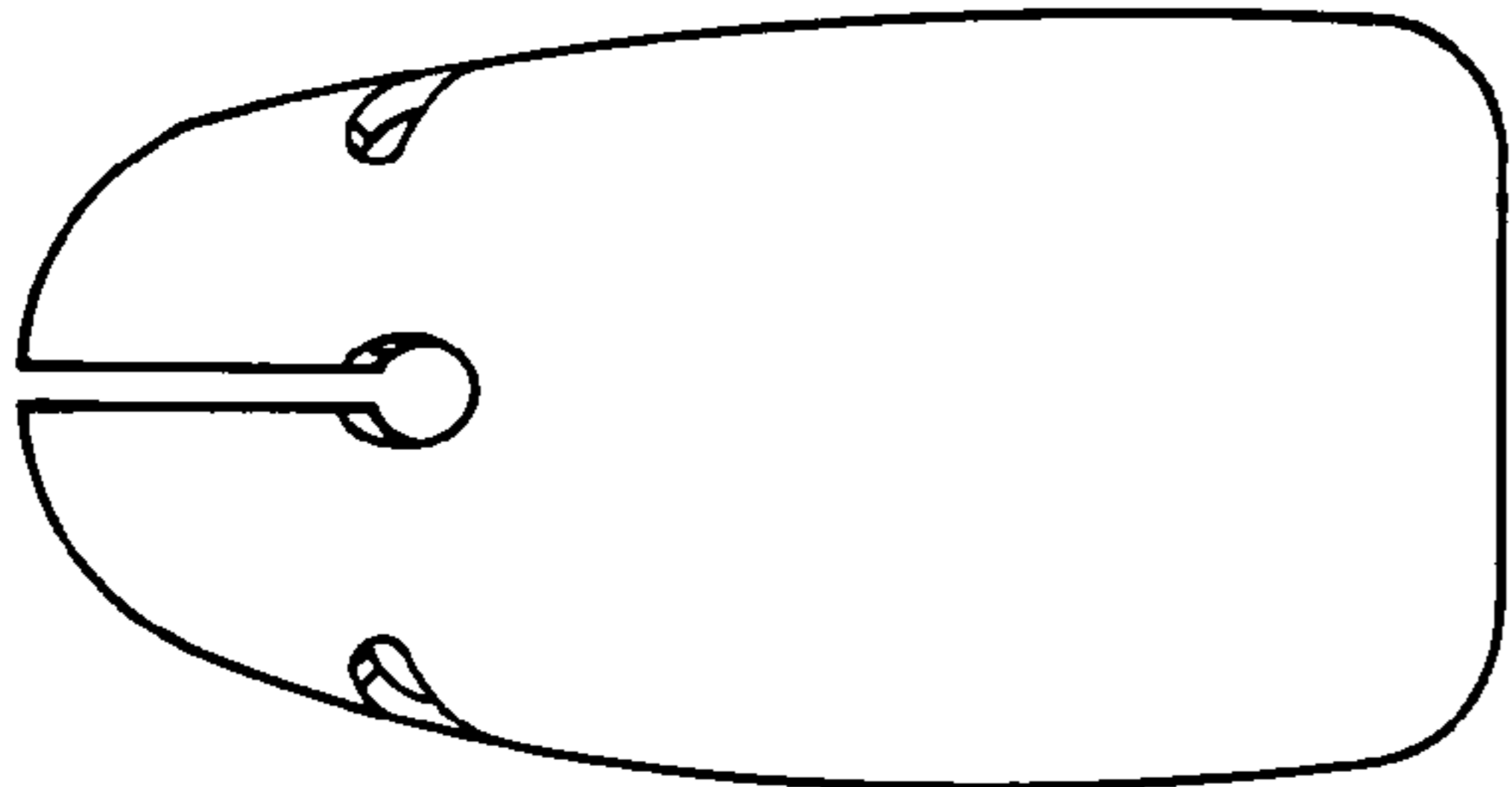


Fig.-5




Fig.-6

