



US00D563596S

(12) **United States Design Patent**
Neiás

(10) **Patent No.:** **US D563,596 S**
(45) **Date of Patent:** **** Mar. 4, 2008**

(54) **SNUFF BOX**

(75) Inventor: **Anna Neiás**, Stockholm (SE)

(73) Assignee: **Swedish Match North Europe AB**,
Stockholm (SE)

(**) Term: **14 Years**

(21) Appl. No.: **29/247,707**

(22) Filed: **Jul. 5, 2006**

(30) **Foreign Application Priority Data**

Feb. 15, 2006 (SE) 06-0123

(51) **LOC (8) Cl.** **27-06**

(52) **U.S. Cl.** **D27/189**

(58) **Field of Classification Search** 206/236–242,
206/245, 247, 259, 261–270; D27/172, 183,
D27/186–192; D9/430

See application file for complete search history.

(56) **References Cited**

U.S. PATENT DOCUMENTS

1,222,254 A * 4/1917 Adams 206/268

1,506,926 A * 9/1924 Gunter 206/260
2,335,685 A * 11/1943 Mayer 206/259
D448,109 S * 9/2001 Ichikawa D27/189
D536,128 S * 1/2007 Porter D27/188

* cited by examiner

Primary Examiner—Jennifer Rivard

(74) *Attorney, Agent, or Firm*—Renner, Otto, Boisselle &
Sklar, LLP

(57) **CLAIM**

The ornamental design for a snuff box, as shown and
described.

DESCRIPTION

FIG. 1 is a front-bottom-right side perspective view of a
snuff box showing my new design.


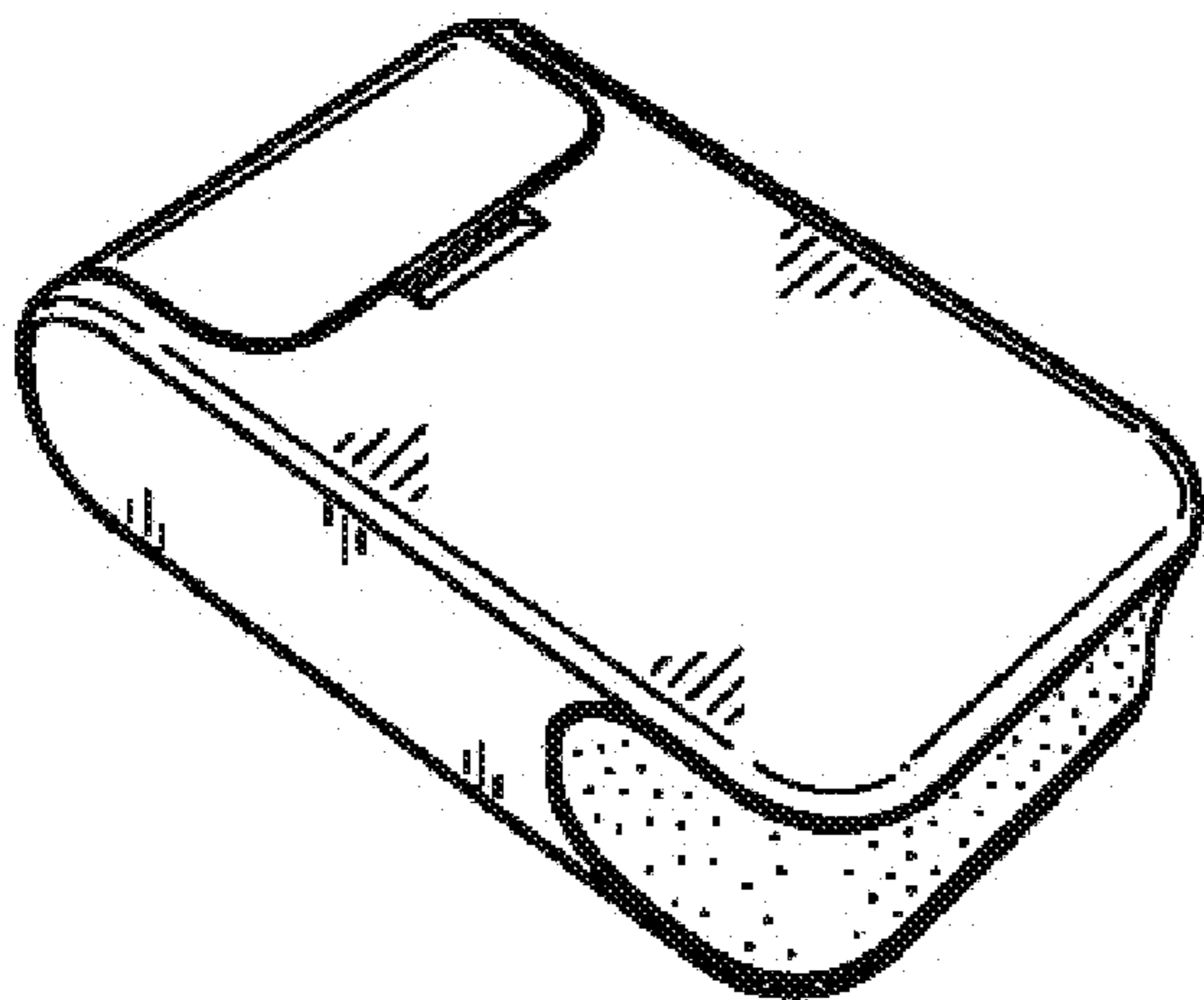
FIG. 2 is a rear-top-left side perspective view of the snuff
box.

FIG. 3 is a left side elevational view of the snuff box.

FIG. 4 is a right side elevational view of the snuff box; and,

FIG. 5 is a top plan view of the snuff box.

1 Claim, 2 Drawing Sheets






FIG. 2

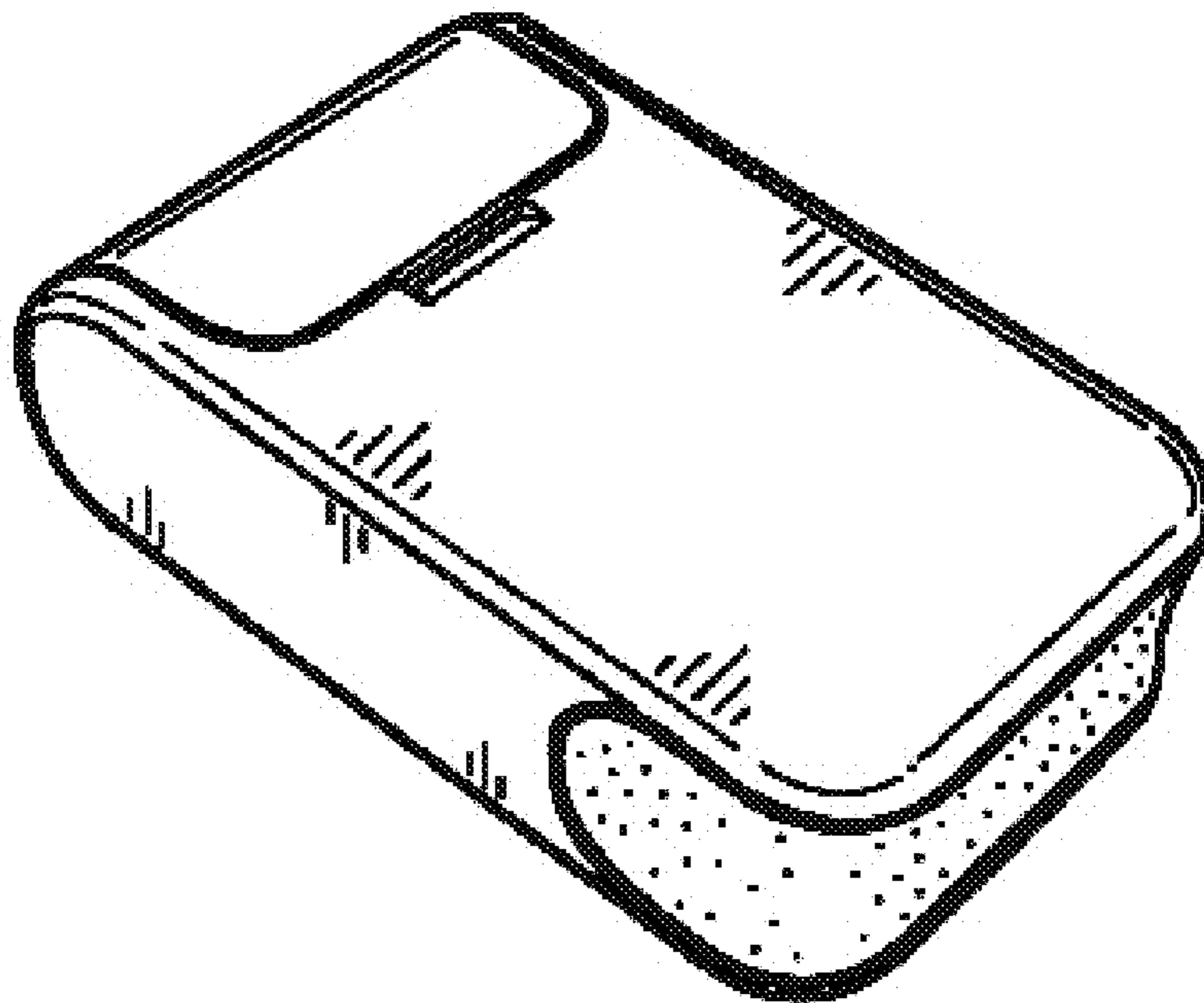


FIG. 1




FIG. 3




FIG. 4




FIG. 5