



US00D563592S

(12) **United States Design Patent**
Brookins

(10) **Patent No.:** **US D563,592 S**

(45) **Date of Patent:** **** Mar. 4, 2008**

(54) **LIGHT FIXTURE**

D461,270 S * 8/2002 Hsu D26/89
D483,896 S * 12/2003 Hsu D26/85

(75) Inventor: **Walter Brookins**, Dallas, TX (US)

* cited by examiner

(73) Assignee: **Craftmade International, Inc.**,
Coppell, TX (US)

Primary Examiner—Clare E Heflin
(74) *Attorney, Agent, or Firm*—Munsch Hardt Kopf & Harr,
P.C.

(**) Term: **14 Years**

(21) Appl. No.: **29/285,148**

(57) **CLAIM**

(22) Filed: **Mar. 22, 2007**

The ornamental design for a light fixture, as shown and described.

(51) **LOC (8) Cl.** **26-03**

(52) **U.S. Cl.** **D26/89; D26/128**

(58) **Field of Classification Search** D26/59,
D26/72, 85, 88, 89, 128; D23/377, 379,
D23/411; 362/147, 150, 361, 363, 404
See application file for complete search history.

DESCRIPTION

(56) **References Cited**

U.S. PATENT DOCUMENTS

- D43,166 S * 10/1912 Schepmoes D26/89
- D47,899 S * 9/1915 Shiminsky D26/88
- D48,034 S * 10/1915 McKinnie D26/88
- D49,703 S * 9/1916 Bayley D26/89
- D62,582 S * 6/1923 Pfleager D26/88
- D67,288 S * 5/1925 Kopp D26/133

FIG. 1 is a perspective view of the light fixture showing my new design;

FIG. 2 front elevation view thereof;

FIG. 3 is a rear elevation view thereof;

FIG. 4 is an enlarged fragmentary view of a portion of the light fixture of FIG. 3;

FIG. 5 is a bottom plan view thereof;

FIG. 6 is an enlarged fragmentary view of a portion of the light fixture of FIG. 5; and,

FIG. 7 is a top plan view thereof.

1 Claim, 4 Drawing Sheets




FIG. 1




FIG. 2




FIG. 3




FIG. 4




FIG. 5




FIG. 6

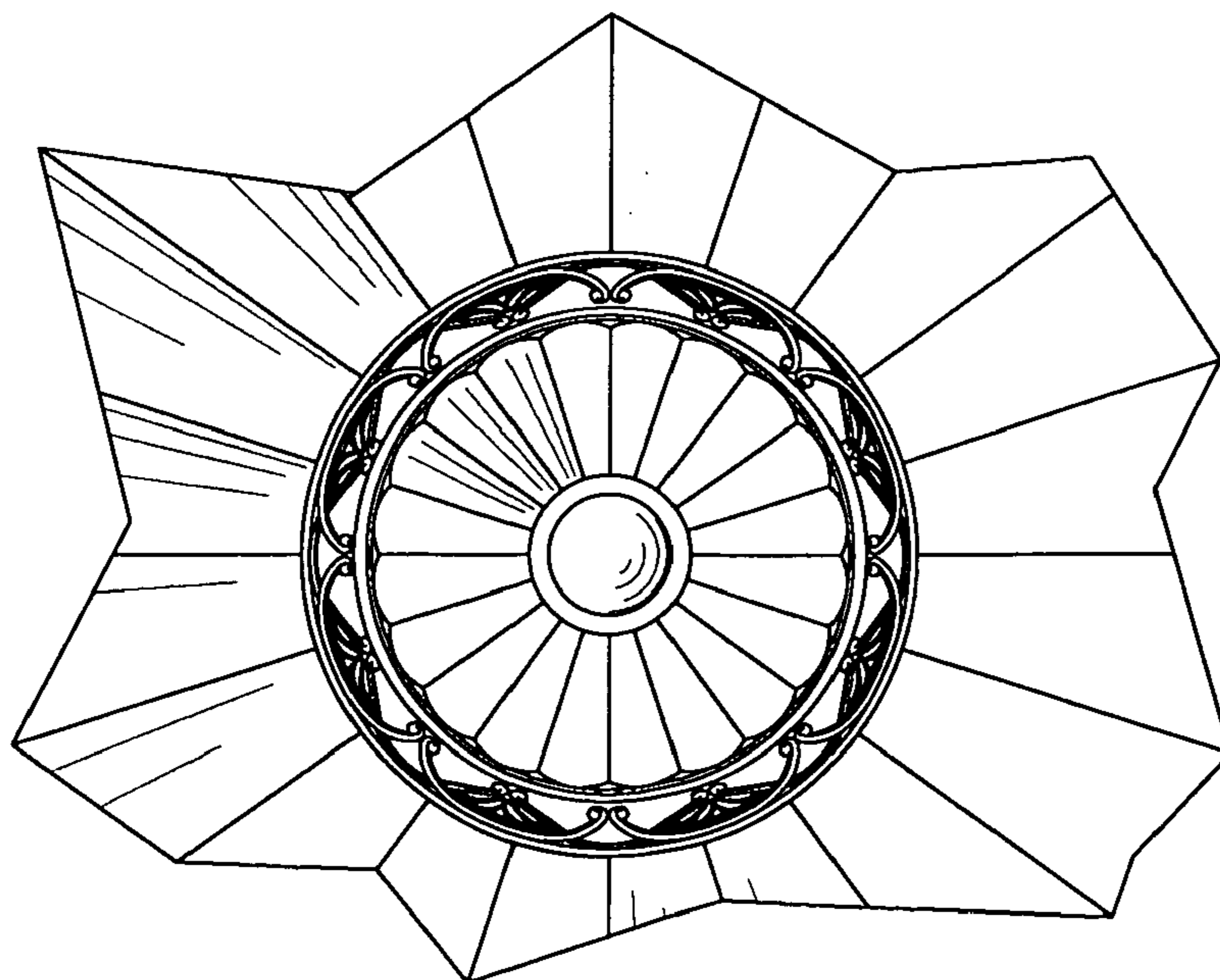


FIG. 7

