



US00D563581S

(12) **United States Design Patent**
Niu

(10) **Patent No.:** **US D563,581 S**

(45) **Date of Patent:** **** Mar. 4, 2008**

(54) **LAMP FOR A SEWING MACHINE**

(75) Inventor: **Richard Niu**, Taipei (TW)

(73) Assignee: **Su Lee Machine Ind. Co., Ltd.**, Taipei (TW)

(**) Term: **14 Years**

(21) Appl. No.: **29/238,650**

(22) Filed: **Sep. 20, 2005**

(51) **LOC (8) Cl.** **26-05**

(52) **U.S. Cl.** **D26/62**

(58) **Field of Classification Search** D26/24,
D26/60-66, 72, 74, 80-92; 362/90, 147,
362/432, 364, 375, 387, 418, 427, 428, 227,
362/233, 235, 237, 238, 240, 241, 242, 244,
362/245, 246, 249, 250, 257, 269, 270, 277,
362/278

See application file for complete search history.

(56) **References Cited**

U.S. PATENT DOCUMENTS

- 480,749 A * 8/1892 Stanley 248/160
- 5,615,945 A * 4/1997 Tseng 362/640
- D386,272 S * 11/1997 Brown D26/62
- D392,404 S * 3/1998 Brown D26/62
- D398,621 S * 9/1998 Dunn D16/131
- 6,665,963 B1 * 12/2003 Wright 38/94
- D513,085 S * 12/2005 Shiu D26/62
- D521,673 S * 5/2006 Wu D26/65
- D522,162 S * 5/2006 Wu D26/65

- D531,339 S * 10/2006 Lee et al. D26/60
- 7,147,336 B1 * 12/2006 Chou 362/96
- D542,451 S * 5/2007 Chan D26/60

* cited by examiner

Primary Examiner—Cathron Brooks

Assistant Examiner—Barbara Fox

(74) *Attorney, Agent, or Firm*—Rabin & Berdo, P.C.

(57) **CLAIM**

The ornamental design for a lamp for a sewing machine, as shown and described.

DESCRIPTION

FIG. 1 is a perspective view of a lamp for a sewing machine showing my new design;

FIG. 2 is a front view thereof;

FIG. 3 is a rear view thereof;

FIG. 4 is a left view thereof;

FIG. 5 is a right view thereof;

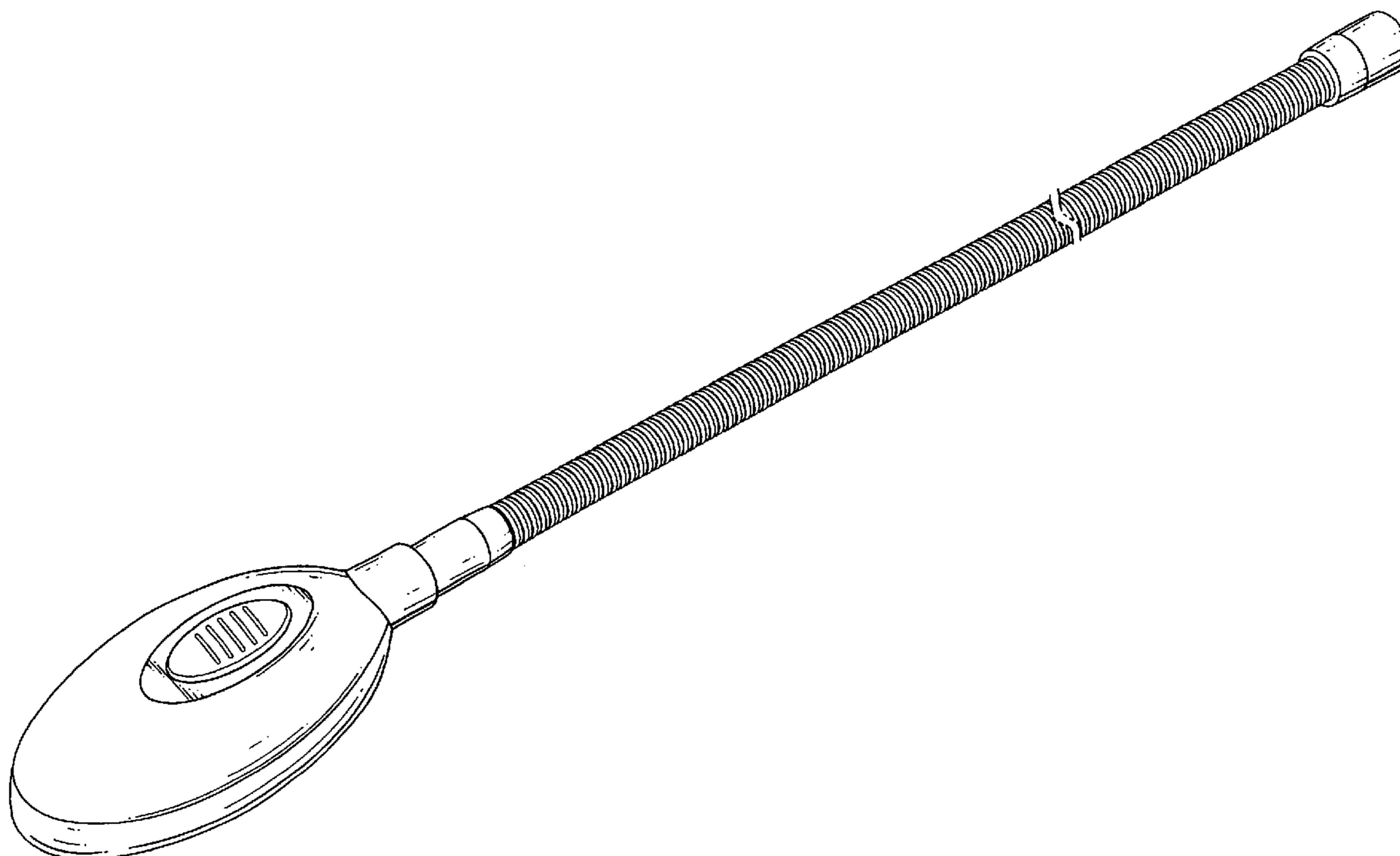
FIG. 6 is a top view thereof;

FIG. 7 is a bottom view thereof; and,

FIG. 8 is a referential perspective view of the lamp for a sewing machine mounted on a sewing machine wherein the phantom lines are for illustrative purposes only and form no part of the design.

The portions shown cut away indicate indeterminate length.

1 Claim, 5 Drawing Sheets



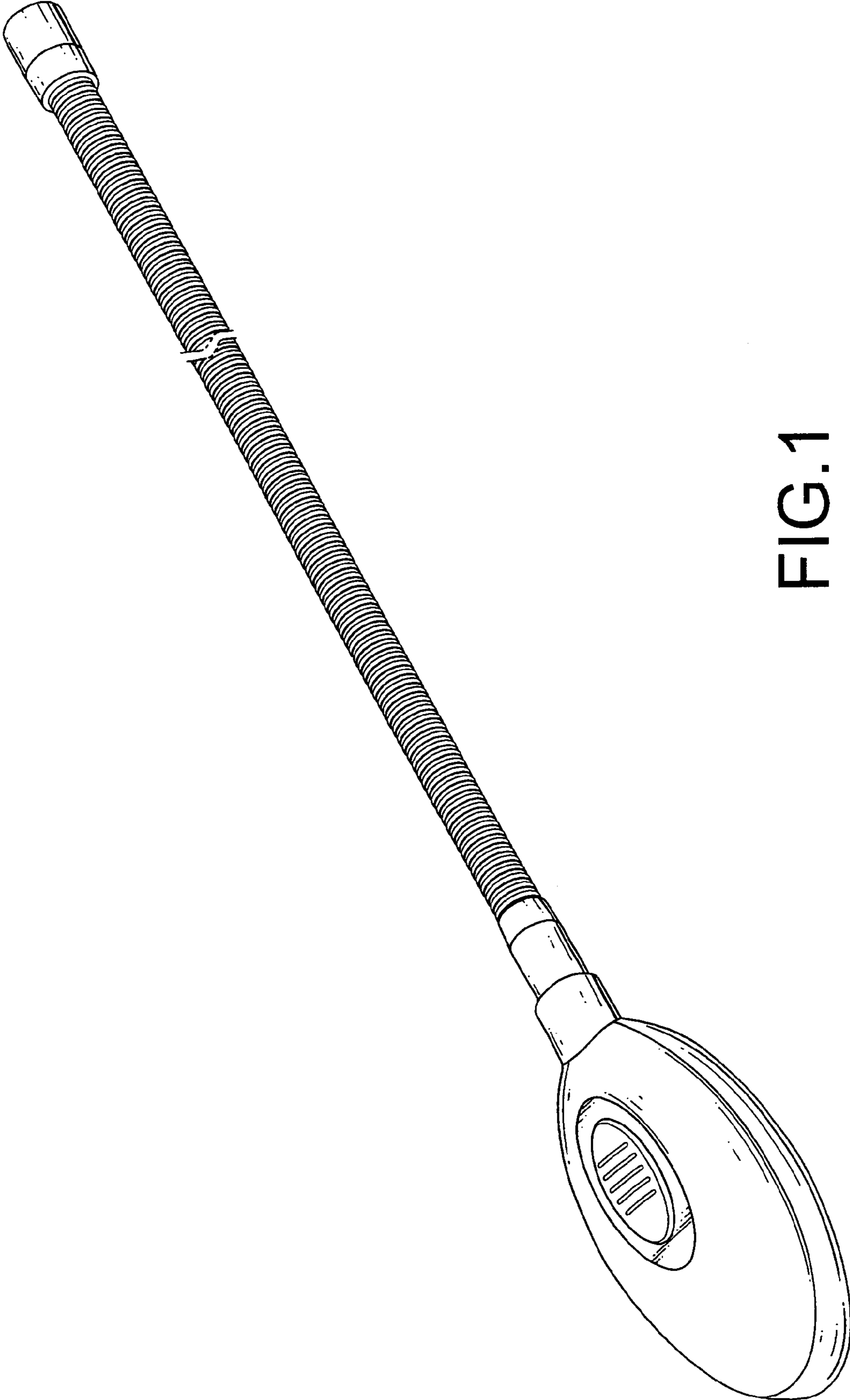


FIG.1

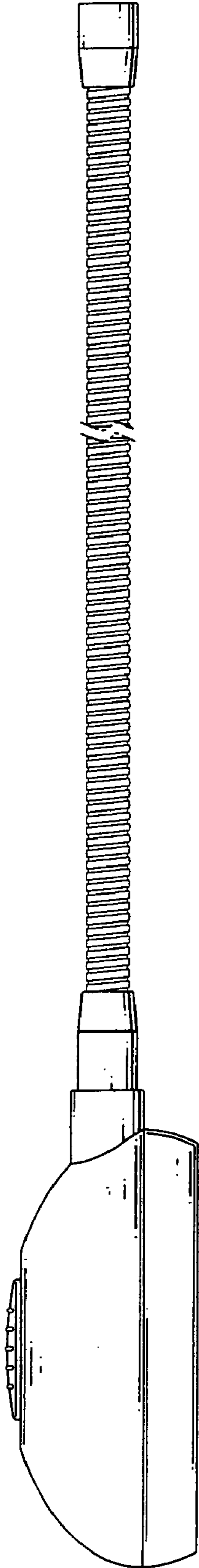


FIG. 2

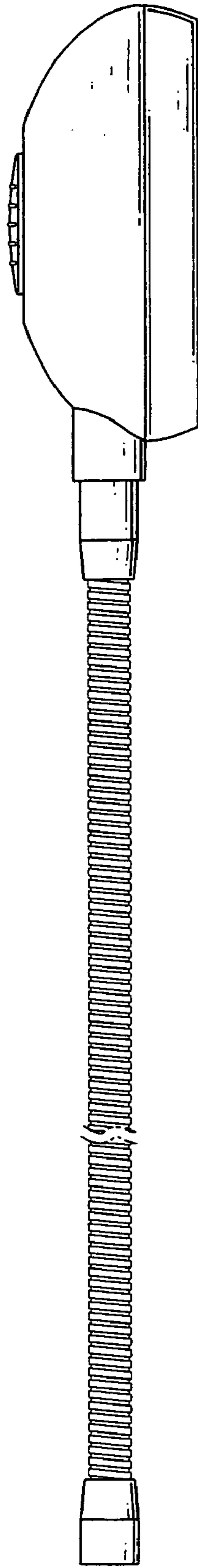


FIG. 3

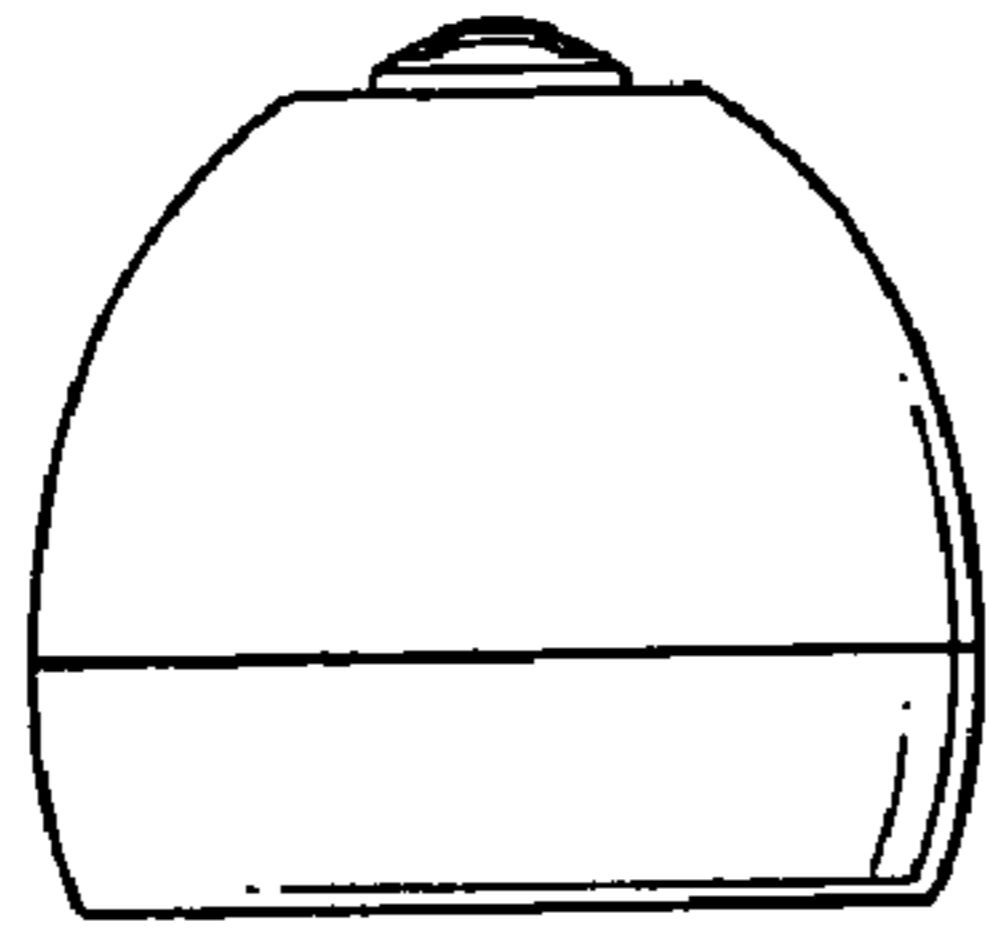


FIG. 4

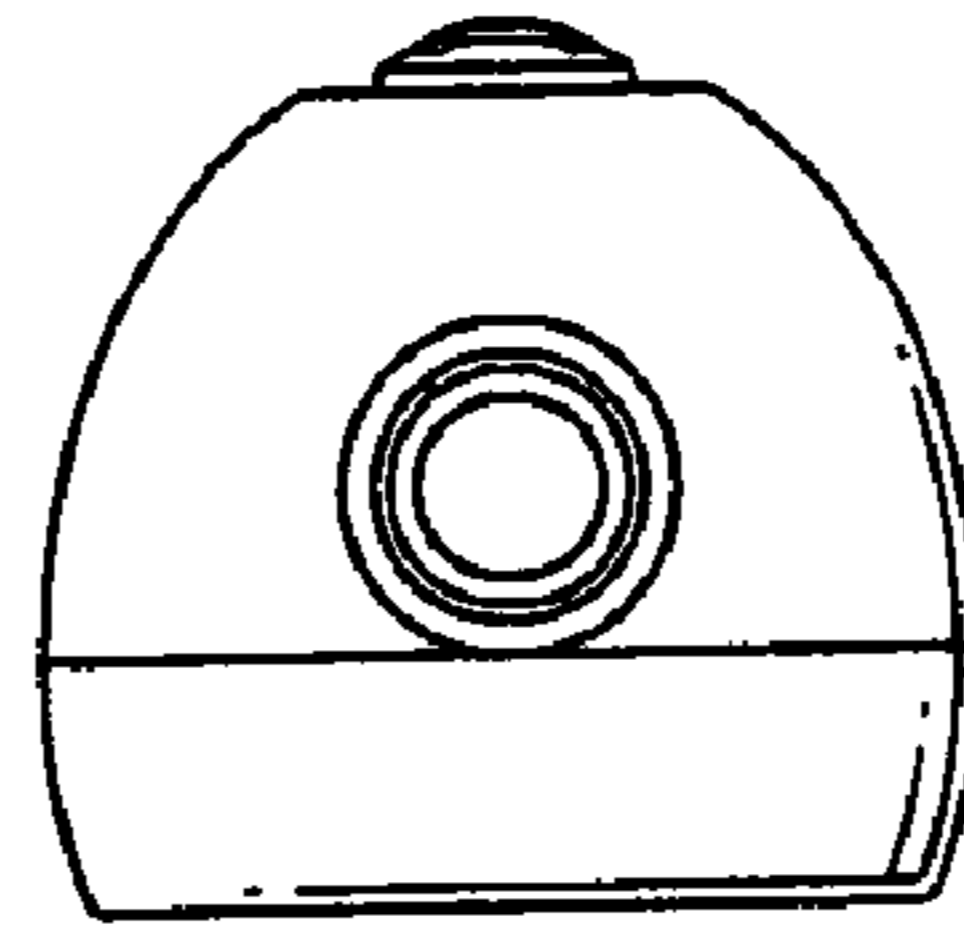


FIG. 5

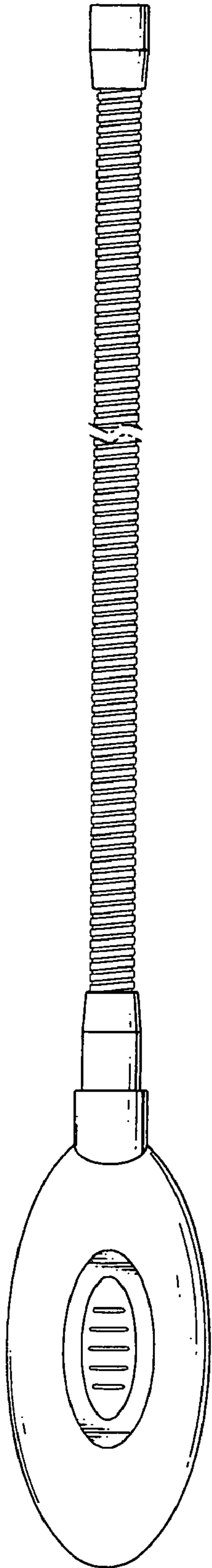


FIG. 6

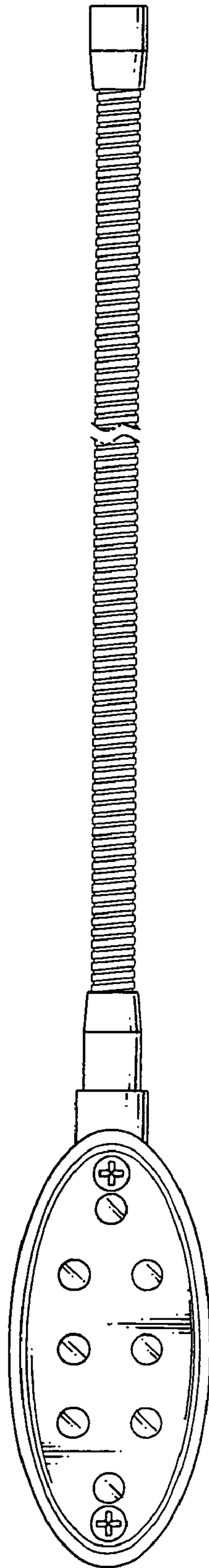


FIG. 7

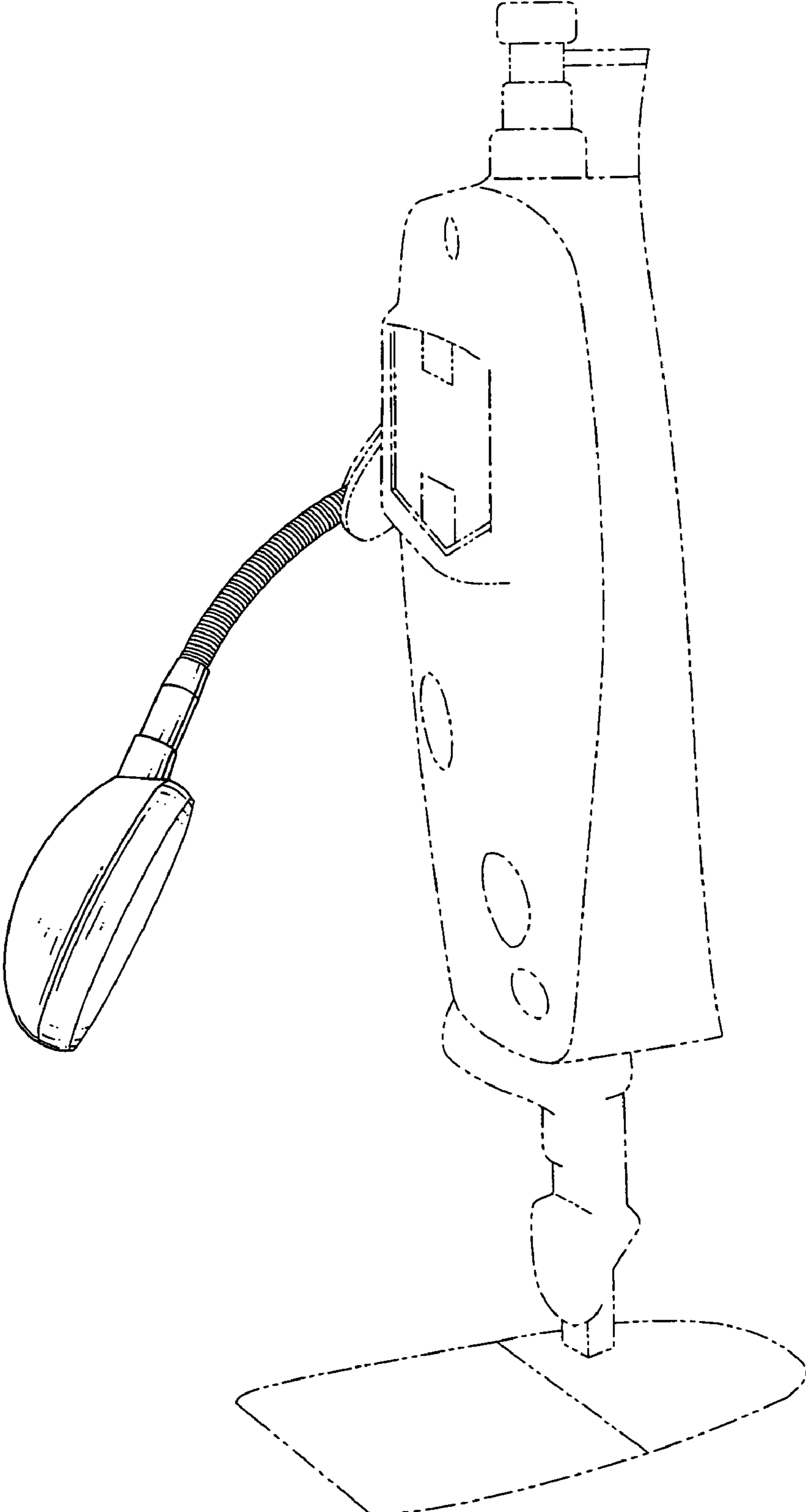


FIG.8