



US00D563548S

(12) **United States Design Patent**
Guney et al.

(10) **Patent No.:** **US D563,548 S**
(45) **Date of Patent:** **** Mar. 4, 2008**

(54) **PORTION OF A GUSSETED CUSHION FOR A RESPIRATORY MASK**

(75) Inventors: **Memduh Guney**, Killara (AU); **Perry David Lithgow**, Glenwood (AU); **Timothy Tsun-Fai Fu**, Carlingford (AU); **Jim Saada**, Kellyville (AU); **Joanne Elizabeth Drew**, Balgowlah Heights (AU); **Susan Robyn Lynch**, Epping (AU)

6,112,746 A	9/2000	Kwok et al.
D448,473 S	9/2001	Barnett et al.
6,357,441 B1	3/2002	Kwok et al.
D464,426 S	10/2002	Palkon et al.
6,581,602 B2	6/2003	Kwok et al.
6,701,927 B2	3/2004	Kwok et al.
D494,675 S	8/2004	Guney et al.
6,772,760 B2	8/2004	Frater et al.
6,823,869 B2	11/2004	Raje et al.
2002/0108613 A1	8/2002	Gunaratnam et al.
2005/0011521 A1	1/2005	Sprinkle et al.

(73) Assignee: **Resmed Limited**, Bella Vista, New South Wales (AU)

(**) Term: **14 Years**

(21) Appl. No.: **29/233,064**

(22) Filed: **Jun. 28, 2005**

Related U.S. Application Data

(60) Continuation of application No. 29/205,737, filed on May 20, 2004, now Pat. No. Des. 530,007, which is a division of application No. 29/170,562, filed on Nov. 8, 2002, now Pat. No. Des. 494,675.

(51) **LOC (8) Cl.** **29-02**

(52) **U.S. Cl.** **D24/110.1**

(58) **Field of Classification Search** D24/110.1, D24/110.4, 110.5, 164; 128/207.13, 207.11, 128/206.24, 206.21, 206.26, 206.28, 205.25
See application file for complete search history.

(56) **References Cited**

U.S. PATENT DOCUMENTS

D118,241 S	12/1939	Lehmberg
2,823,671 A	2/1958	Garelick
D189,009 S	10/1960	Muller
D377,089 S	12/1996	Starr et al.
D423,096 S	4/2000	Kwok
D428,988 S	8/2000	Smart

FOREIGN PATENT DOCUMENTS

EP 1258266 A1 11/2002

OTHER PUBLICATIONS

U.S. Appl. No. 29/205,737, filed May 2004, Guney et al.

Primary Examiner—Charles A. Rademaker

Assistant Examiner—Christopher Lee

(74) *Attorney, Agent, or Firm*—Nixon & Vanderhye P.C.

(57) **CLAIM**

The ornamental design of a portion of a gusseted cushion for a respiratory mask, as shown and described.

DESCRIPTION

FIG. 1 is a perspective view of a portion of a gusseted cushion for a respiratory mask showing our new design;

FIG. 2 is a front view thereof;

FIG. 3 is a left side view thereof;

FIG. 4 is a right side view thereof;


FIG. 5 is a top view thereof; and,

FIG. 6 is a bottom view thereof.

FIGS. 1–6 use stippling to indicate surface shading.

The broken line showing is for illustrative purposes only and forms no part of the claimed design.

1 Claim, 4 Drawing Sheets



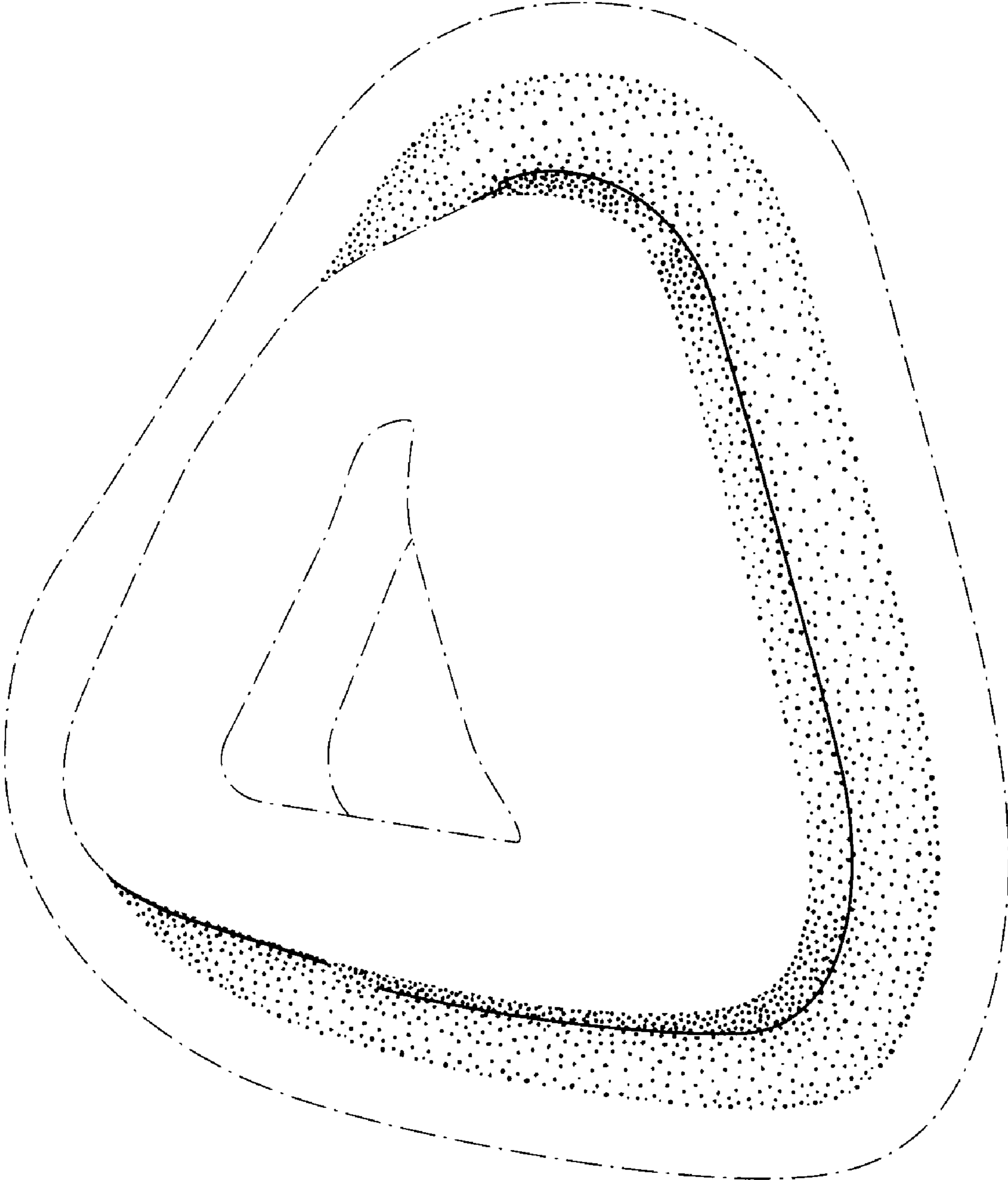


FIG. 1

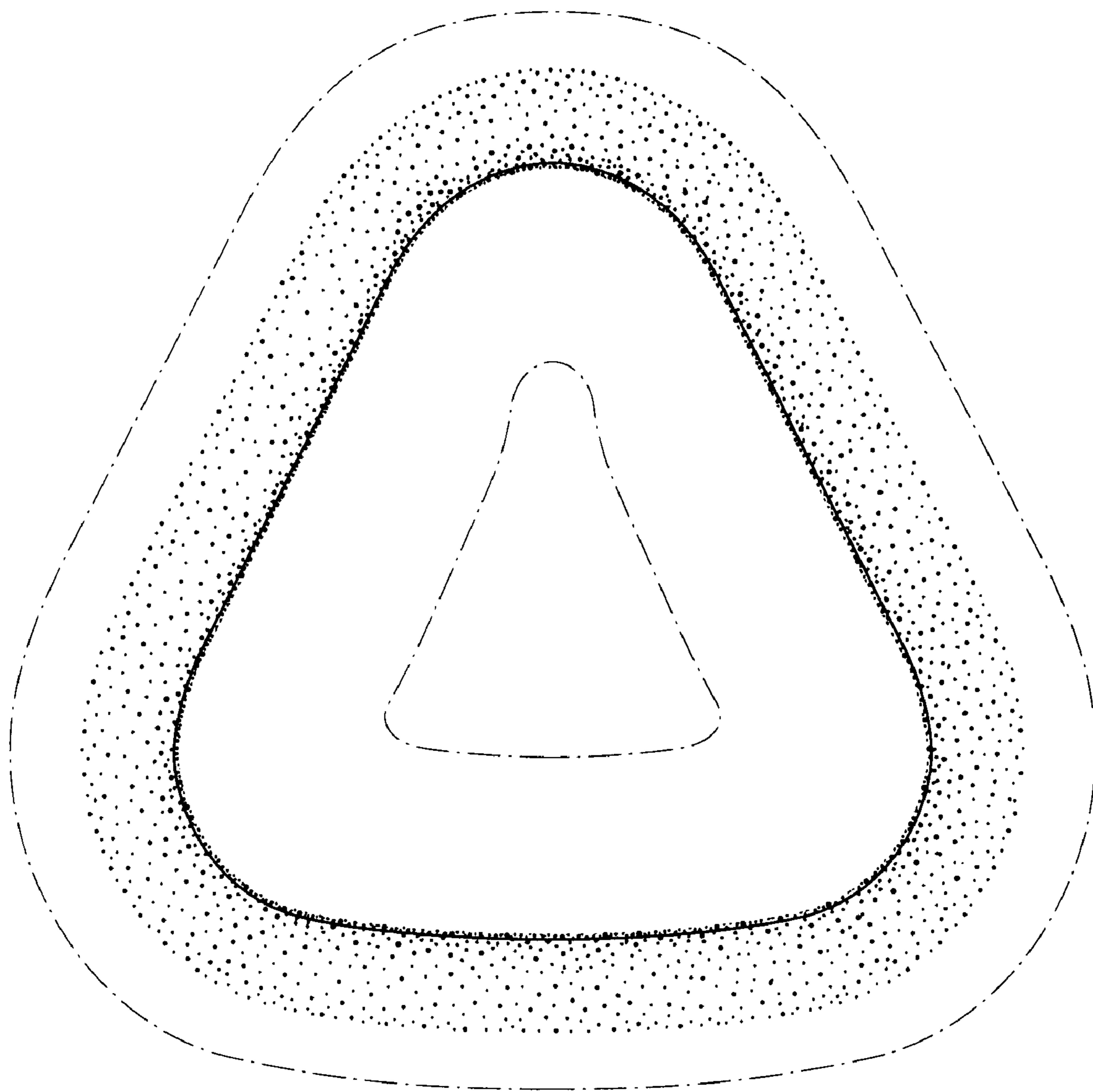


FIG. 2

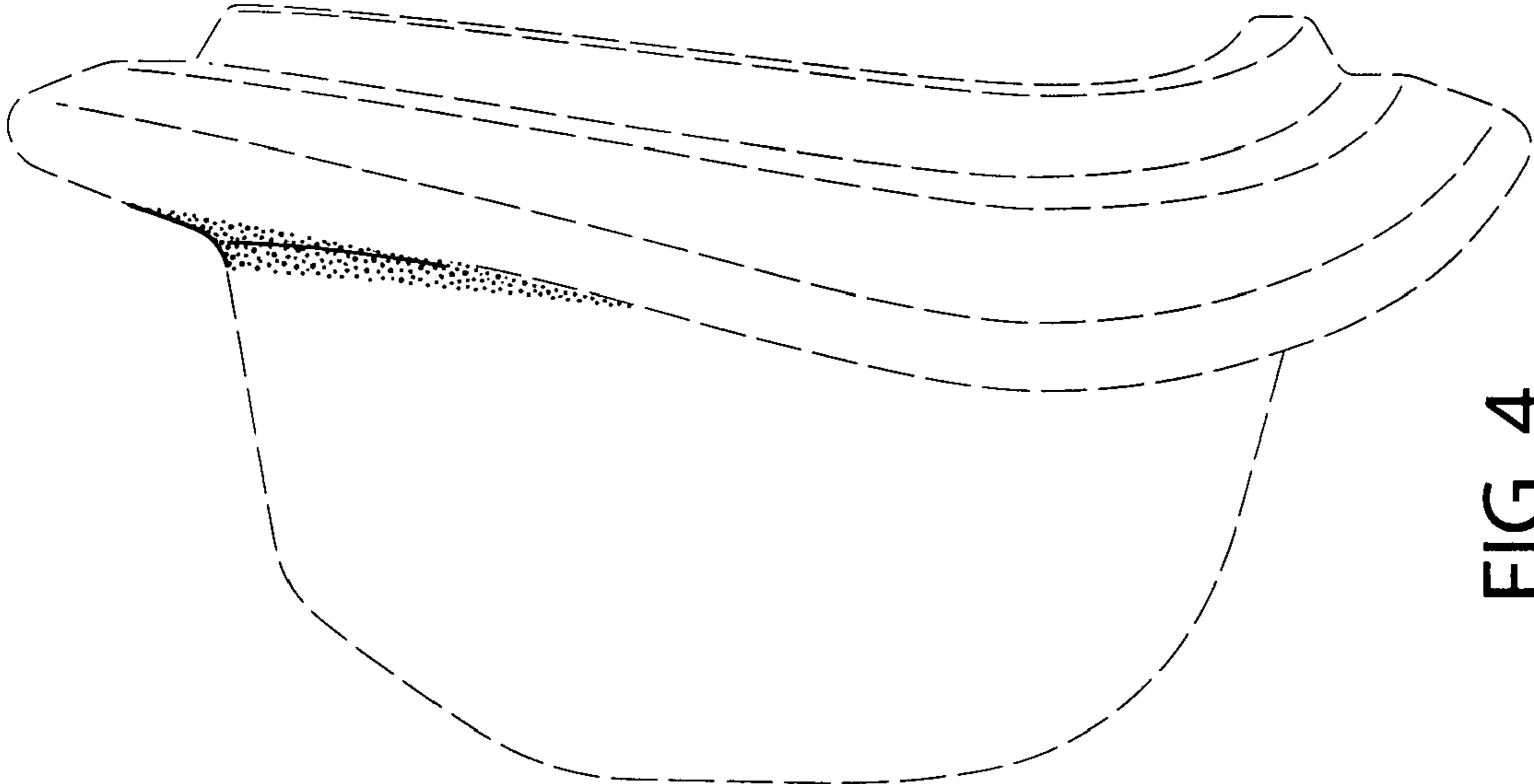


FIG. 4

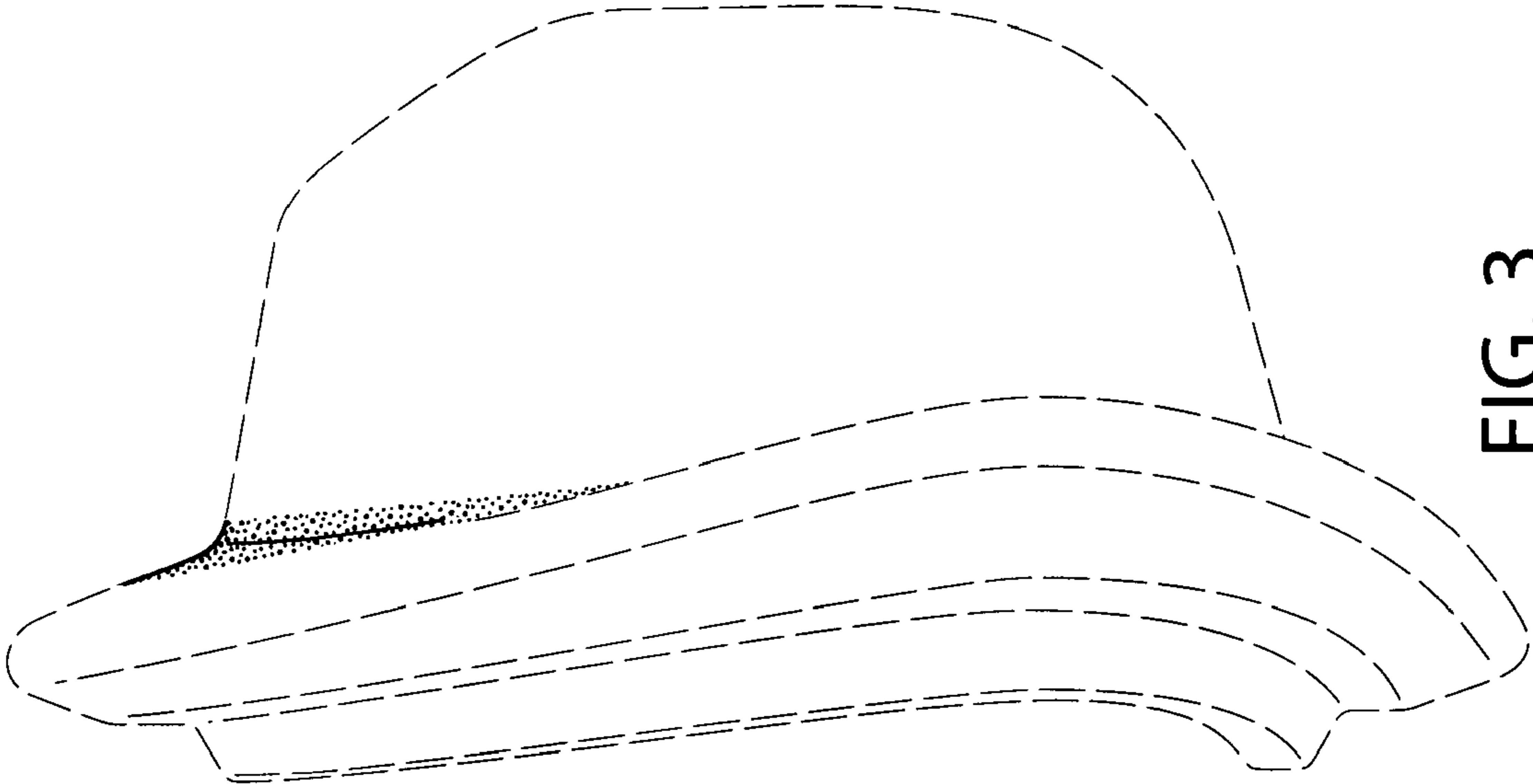


FIG. 3




FIG. 5

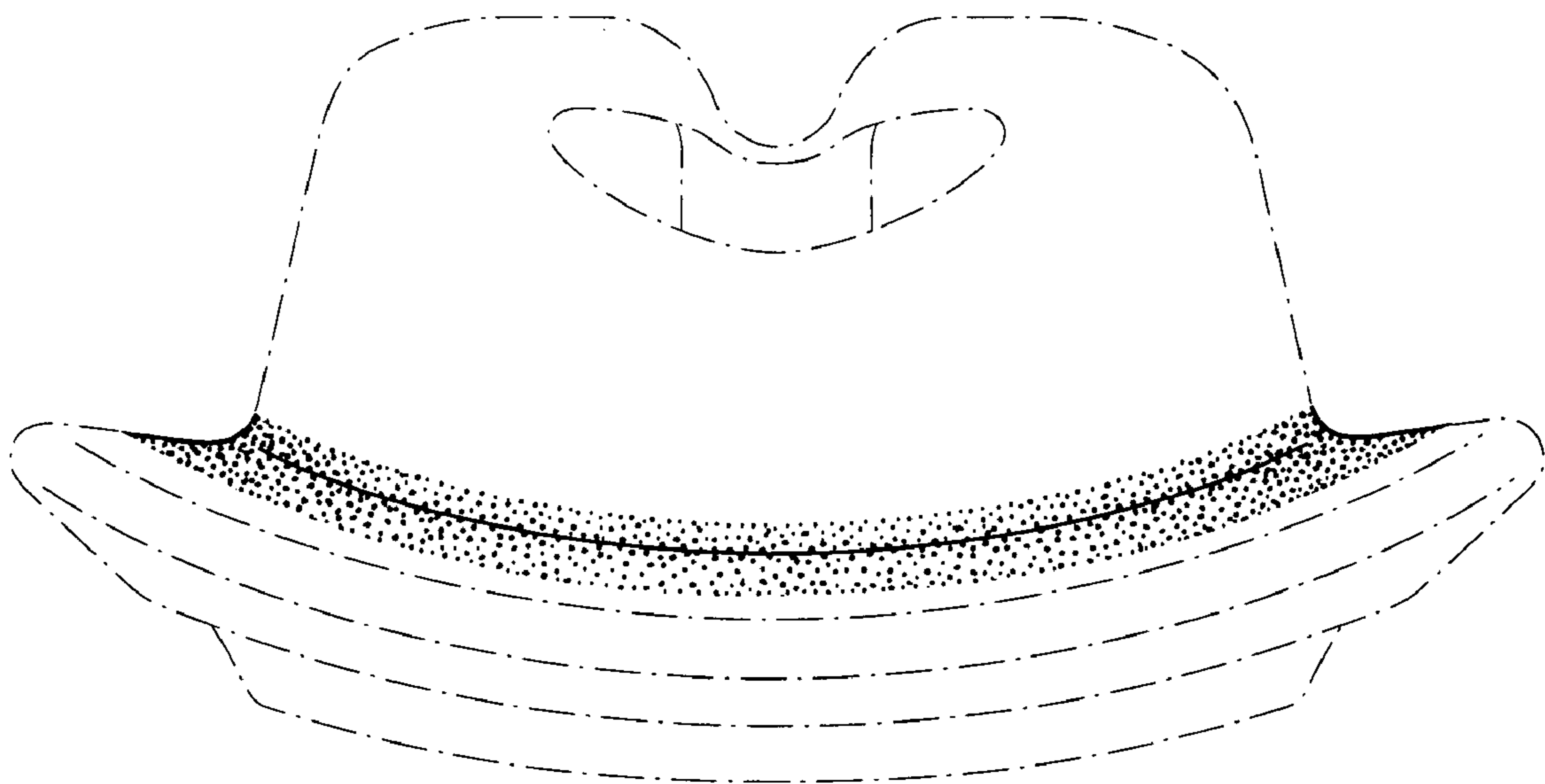


FIG. 6