

US00D563545S

(12) **United States Design Patent**  
**Say**

(10) **Patent No.:** **US D563,545 S**  
(45) **Date of Patent:** **\*\* Mar. 4, 2008**

(54) **ASPIRATOR**

(75) Inventor: **Samuel L Say**, La Canada, CA (US)

(73) Assignee: **The Say Family Trust, dated December 7, 1995**, La Canada, CA (US)

(\*\*) Term: **14 Years**

(21) Appl. No.: **29/227,545**

(22) Filed: **Apr. 13, 2005**

**Related U.S. Application Data**

(63) Continuation-in-part of application No. 10/376,496, filed on Feb. 28, 2003, now Pat. No. 7,063,688.

(51) **LOC (8) Cl.** ..... **24-01**

(52) **U.S. Cl.** ..... **D24/108**

(58) **Field of Classification Search** ..... D24/108, D24/111, 115, 112, 110, 117; D15/9, 7; 128/200.24; 604/319, 118, 131, 35

See application file for complete search history.

(56) **References Cited**

**U.S. PATENT DOCUMENTS**

D282,285 S *	1/1986	Levy	.....	D24/112
D302,728 S *	8/1989	Herbst et al.	.....	D24/111
4,915,691 A *	4/1990	Jones et al.	.....	604/319
5,024,653 A *	6/1991	Kohnke	.....	604/35
5,195,961 A *	3/1993	Takahashi et al.	.....	604/35
5,662,627 A *	9/1997	Say	.....	604/319

D426,300 S *	6/2000	Conforti	.....	D24/115
D437,929 S *	2/2001	Leonhard et al.	.....	D24/108
2003/0004494 A1 *	1/2003	Caselnova	.....	604/35
2003/0163101 A1 *	8/2003	Say	.....	604/319

**OTHER PUBLICATIONS**

Dick, Thom, "SSCOR Introduces Compact New Suction", SSCOR, Inc. advertisement (reprinted from Emergency Medical Services Magazine, Oct. 2004), 2 pages.\*

\* cited by examiner

*Primary Examiner*—Ian Simmons

*Assistant Examiner*—Wan Laymon

(74) *Attorney, Agent, or Firm*—Christie, Parker & Hale, LLP.

(57) **CLAIM**

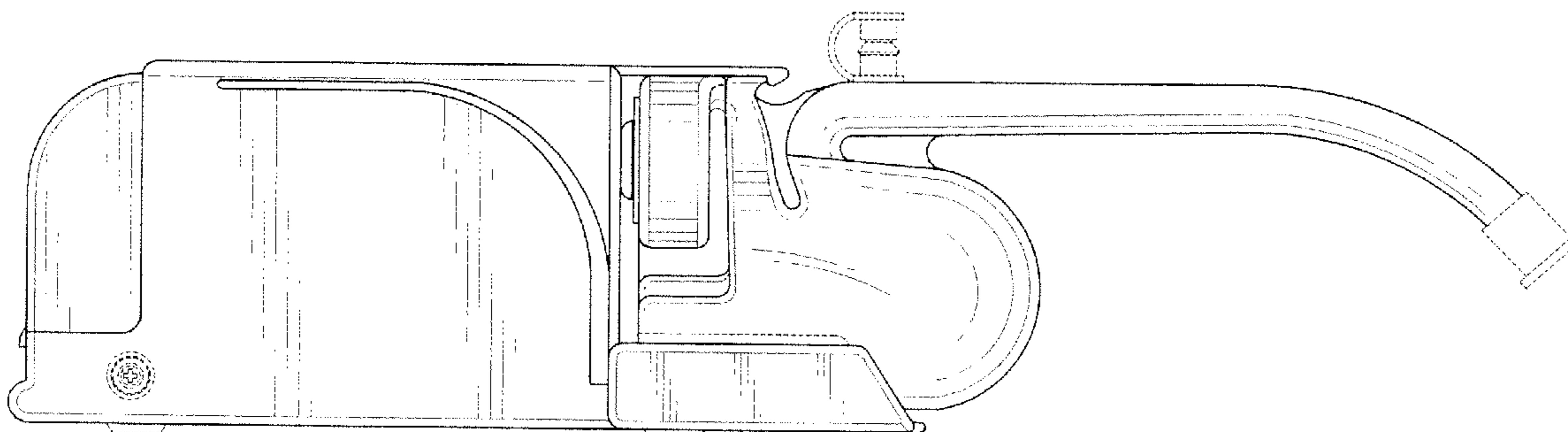
The ornamental design for an aspirator, as shown and described.

**DESCRIPTION**

FIG. 1 is a left side elevation view of the aspirator;  
FIG. 2 is a front elevation view of the aspirator;  
FIG. 3 is a right side elevation view of the aspirator;  
FIG. 4 is a rear elevation view of the aspirator;  
FIG. 5 is a top elevation view of the aspirator; and,  
FIG. 6 is a bottom elevation view of the aspirator.

The broken lines represent features that are not part of the claimed design.

**1 Claim, 5 Drawing Sheets**



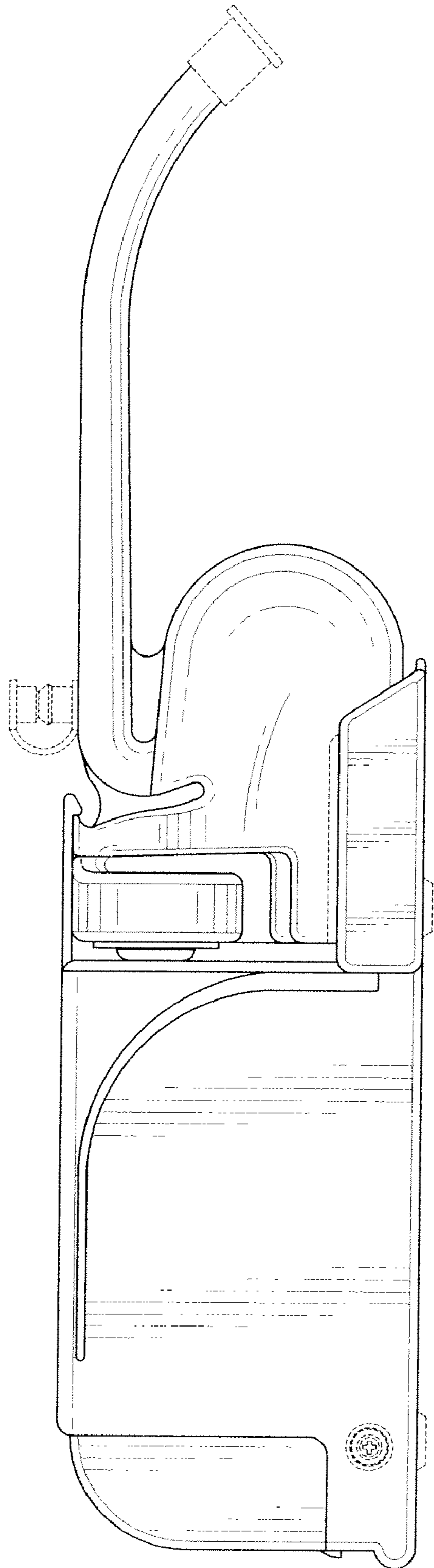
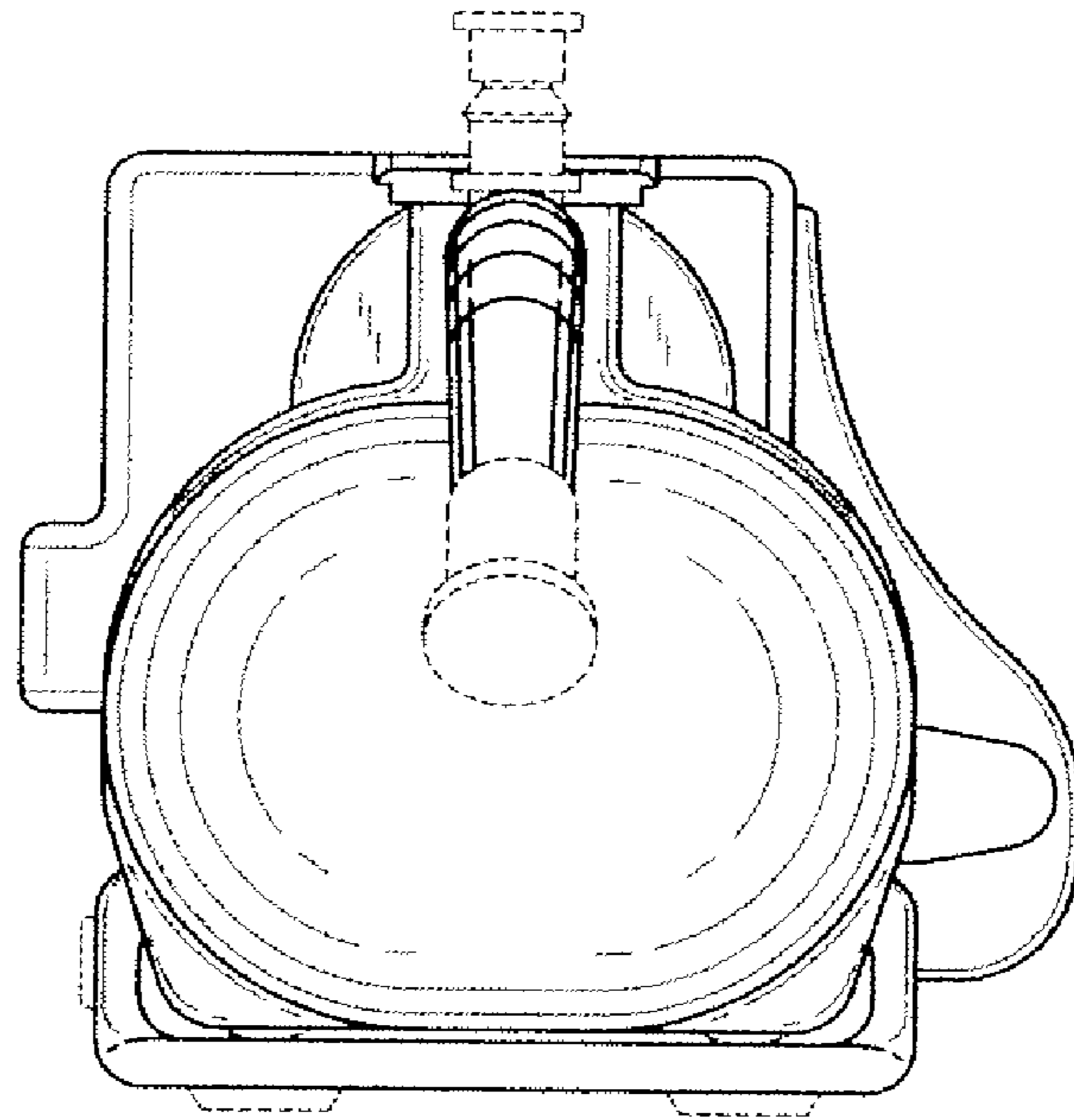
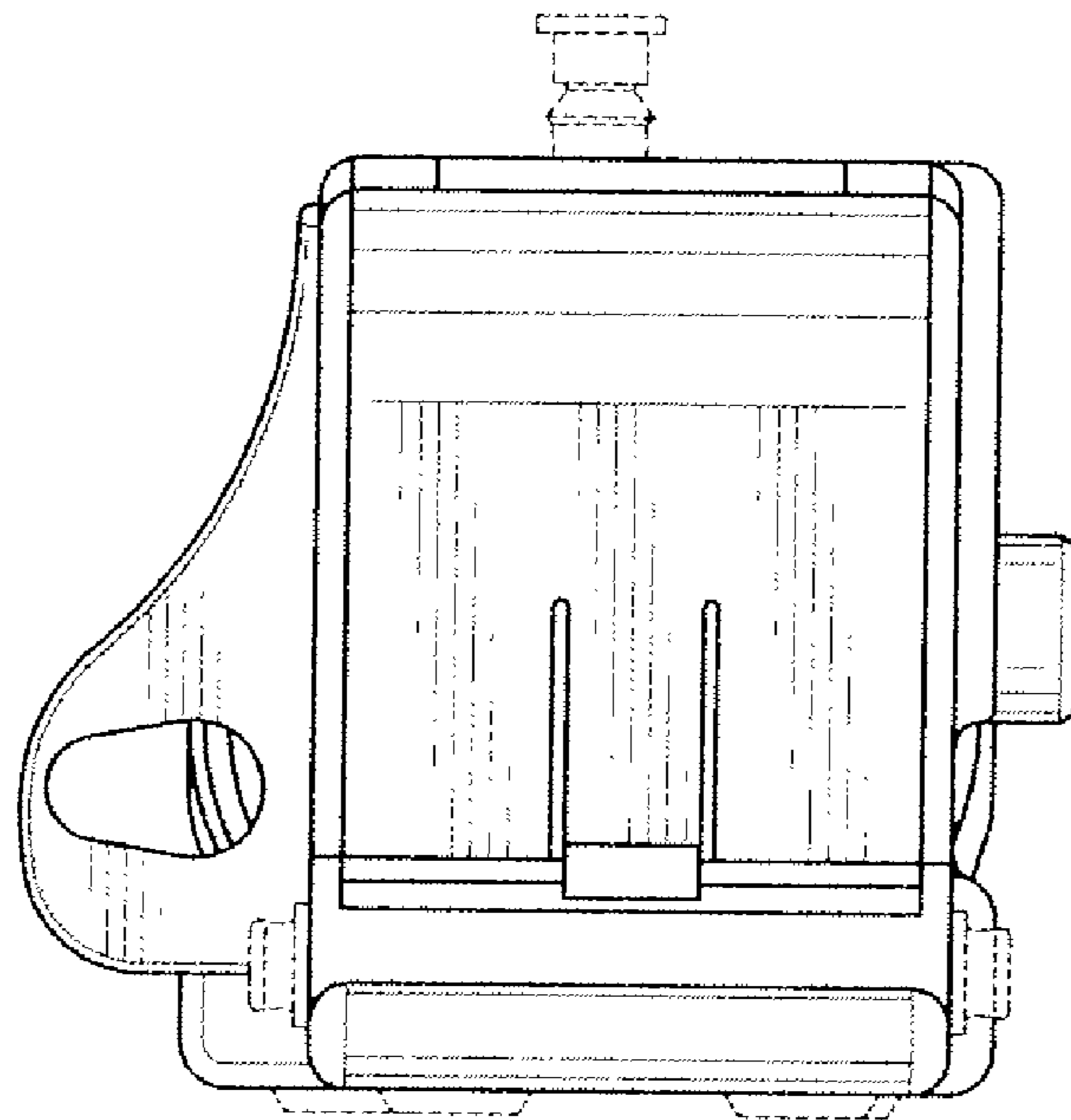


FIG. 1



*FIG. 2*



*FIG. 4*

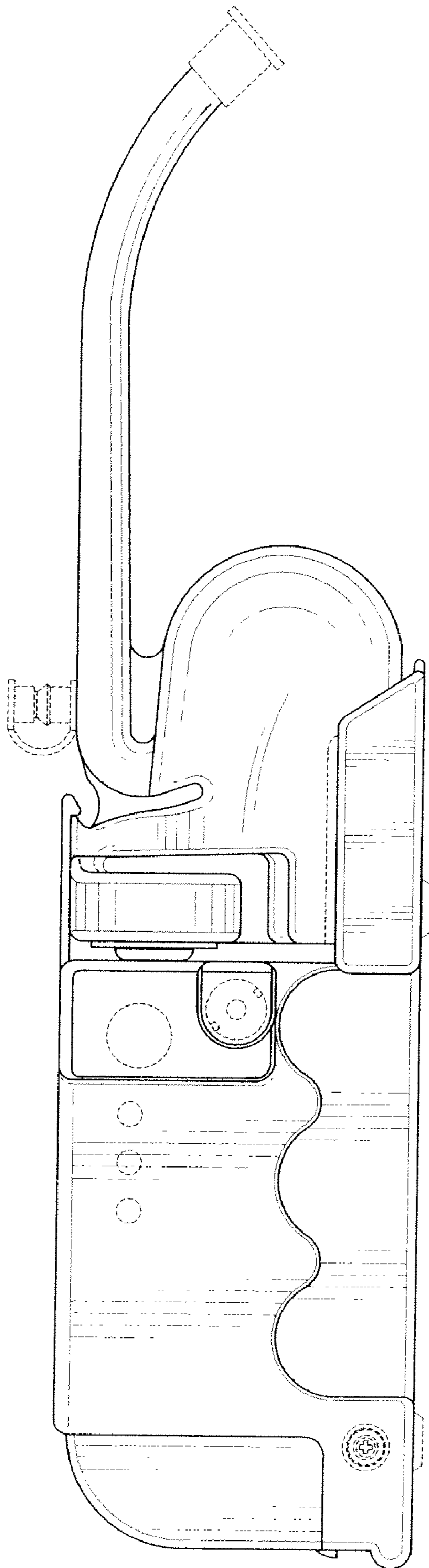
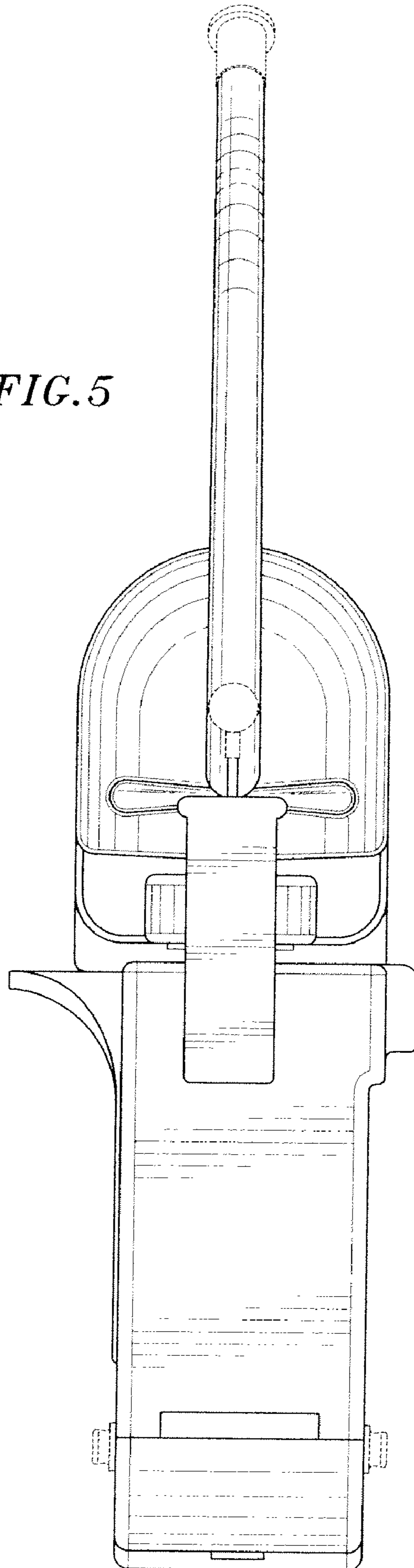


FIG. 3

*FIG. 5*



*FIG. 6*

