

US00D563540S

(12) **United States Design Patent**
Hidalgo

(10) **Patent No.:** **US D563,540 S**

(45) **Date of Patent:** **** Mar. 4, 2008**

(54) **COMBINATION CEILING FAN AND LIGHT FIXTURE**

Minka Lavery 2005 Catalog; Jan. 2005; pp. 48-54; Minka Lighting, Inc.; U.S.A.

(75) Inventor: **Rolando Hidalgo**, Orange, CA (US)

* cited by examiner

(73) Assignee: **Minka Lighting, Inc.**, Corona, CA (US)

Primary Examiner—Lisa Lichtenstein

(74) *Attorney, Agent, or Firm*—Baker & McKenzie LLP

(**) Term: **14 Years**

(57) **CLAIM**

(21) Appl. No.: **29/241,162**

The ornamental design for a combination ceiling fan and light fixture, as shown and described.

(22) Filed: **Oct. 25, 2005**

(51) **LOC (8) Cl.** **23-04**

(52) **U.S. Cl.** **D23/377; 26/59**

(58) **Field of Classification Search** D23/377,
D23/379, 385, 411, 413; 416/5; D26/59,
D26/71, 81-88, 51; 362/96

See application file for complete search history.

DESCRIPTION

(56) **References Cited**

U.S. PATENT DOCUMENTS

D471,269 S * 3/2003 Gajewski D23/377
D514,216 S 1/2006 Hidalgo
D519,625 S * 4/2006 Young D23/377

OTHER PUBLICATIONS

Emerson Internet Catalog; Contours; Model #EMKF140AP; printed from www.fanworksoutlet.com on Apr. 27, 2005.
Hampton Bay Ceiling Fans; Hampton Bay Ceiling Fans 2004, vol. 2 Catalog; p. 17; Homer TLC, Inc., U.S.A.

FIG. 1 is a perspective view from below of a combination ceiling fan and light fixture in accordance with my design;


FIG. 2 is a reduced top plan view of the combination ceiling fan and light fixture in accordance with my design;

FIG. 3 is a reduced bottom plan view of the combination ceiling fan and light fixture in accordance with my design;

FIG. 4 is an enlarged side elevation view of the combination ceiling fan and light fixture in accordance with my design, all sides being mirror images of that shown; and,

FIG. 5 is a greatly enlarged diagonal perspective view of the combination ceiling fan and light fixture in accordance with my design, the diagonal perspective being the intersection of two sides.

1 Claim, 5 Drawing Sheets






Fig.1




Fig.2




Fig.3




Fig.4




Fig. 5