



US00D563526S

(12) **United States Design Patent**
Bauer

(10) **Patent No.:** **US D563,526 S**
(45) **Date of Patent:** **** Mar. 4, 2008**

(54) **ESCUTCHEON**
(75) Inventor: **Alan M. Bauer**, Medina, OH (US)
(73) Assignee: **Moen Incorporated**, North Olmsted, OH (US)
(**) Term: **14 Years**
(21) Appl. No.: **29/260,442**
(22) Filed: **May 25, 2006**
(51) **LOC (8) Cl.** **23-01**
(52) **U.S. Cl.** **D23/249**
(58) **Field of Classification Search** D23/238–250,
D23/252–255; 4/671–678; 137/801, 615;
D8/301, 310, 350, 352

See application file for complete search history.

(56) **References Cited**

U.S. PATENT DOCUMENTS

1,374,026 A 4/1921 Nelson
1,594,714 A 8/1926 Eustis et al.
3,193,228 A 7/1965 Chion
D305,863 S 2/1990 Gresens et al.
5,065,540 A 11/1991 Potter, Jr.
D331,797 S * 12/1992 Rosenbaum D23/249
5,307,528 A 5/1994 Nieuwenhuis et al.
D349,228 S 8/1994 Jans
D355,348 S 2/1995 Jans
5,690,237 A 11/1997 Marzec
D388,644 S 1/1998 Chen
D391,351 S 2/1998 Ko
D391,831 S 3/1998 Doughty et al.
D397,928 S 9/1998 Wise
D402,008 S * 12/1998 Hill et al. D23/254
D403,750 S * 1/1999 Fabian D23/254
5,894,610 A 4/1999 Winter
D427,291 S * 6/2000 Milrud et al. D23/254
D430,924 S 9/2000 Wei et al.
D435,749 S 1/2001 Ming-Hsiao
6,216,287 B1 4/2001 Wise
D442,408 S 5/2001 de Vries
D442,675 S * 5/2001 Burns et al. D23/254
D451,324 S 12/2001 Lai
D451,737 S 12/2001 Chen
D451,738 S 12/2001 Yeh
D452,402 S 12/2001 Chen
D453,437 S 2/2002 Gilbert
D454,459 S 3/2002 Meck et al.

D454,743 S 3/2002 Ou-Young
D455,199 S * 4/2002 Lenart et al. D23/254
6,364,264 B1 4/2002 Lai
D461,229 S 8/2002 Hanna
D462,115 S 8/2002 Tse
D464,713 S * 10/2002 Lenart et al. D23/254
D471,260 S * 3/2003 Otero D23/254
D471,964 S 3/2003 Bates et al.
D473,934 S * 4/2003 Singtoroj D23/254
D476,722 S * 7/2003 Panis et al. D23/254
D477,482 S 7/2003 Green
D480,451 S 10/2003 Singtoroj et al.
D481,234 S 10/2003 Lai
D481,235 S 10/2003 Gilbert
D482,758 S 11/2003 Bates et al.
D486,559 S * 2/2004 Otero D23/254
D494,455 S 8/2004 Winter et al.
D497,663 S 10/2004 Zieger et al.
D514,203 S * 1/2006 Kulig D23/252
D523,118 S * 6/2006 Schaffeld et al. D23/252
2003/0217410 A1 11/2003 Moore
2004/0255376 A1 12/2004 Moore

* cited by examiner

Primary Examiner—Ian Simmons

Assistant Examiner—David G Muller

(74) *Attorney, Agent, or Firm*—Calfee Halter Griswold LLP

(57) **CLAIM**

The ornamental design for an escutcheon, as shown and described.

DESCRIPTION

FIG. 1 is a perspective view of an escutcheon of the new design;

FIG. 2 is a front elevational view thereof;

FIG. 3 is a left side elevational view thereof;

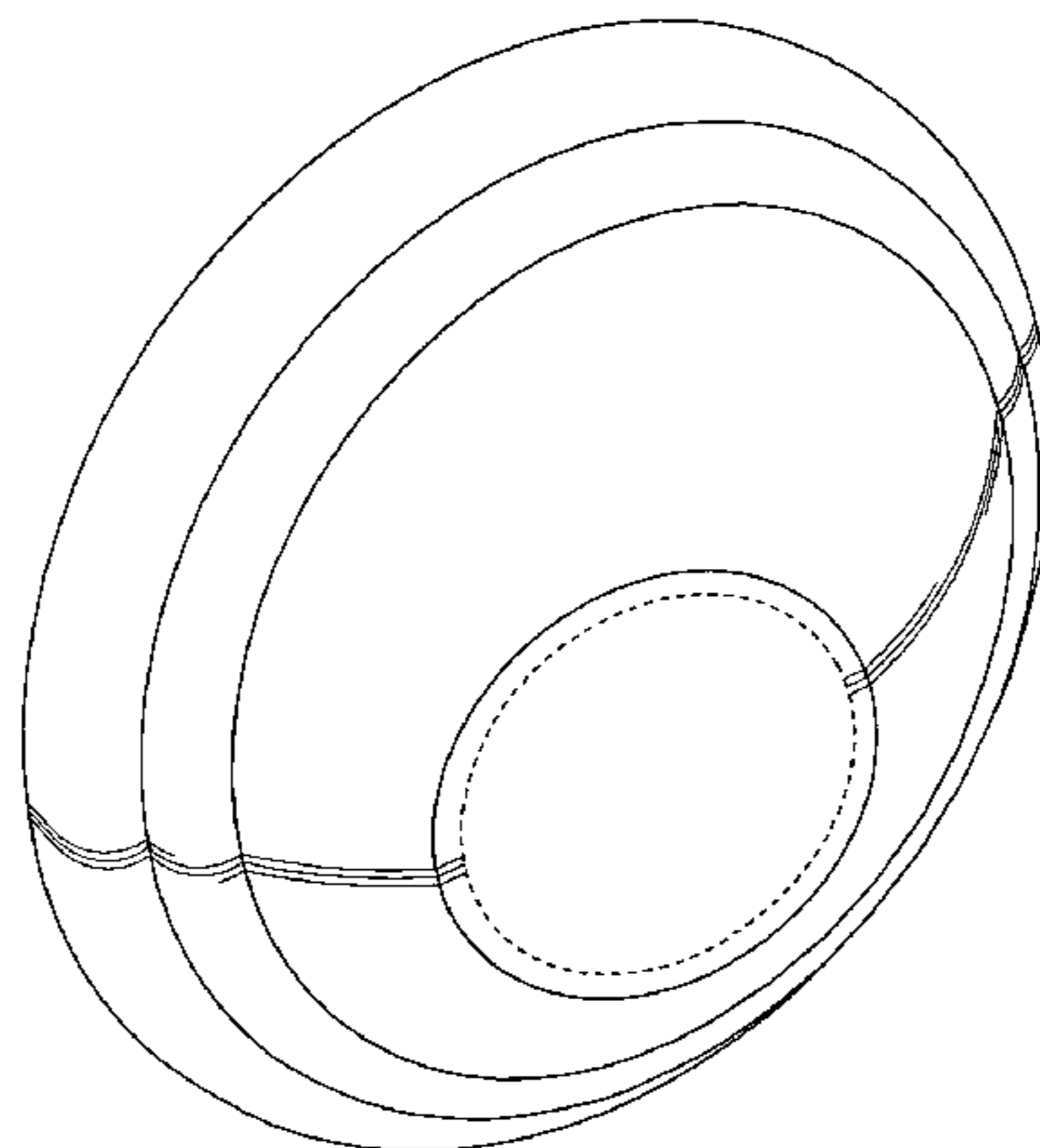
FIG. 4 is a right side elevational view thereof;

FIG. 5 is a top plan view thereof; and,

FIG. 6 is a bottom plan view thereof.

The portions of the Figures shown in broken lines are not part of the claimed design and are for illustration only.

1 Claim, 3 Drawing Sheets



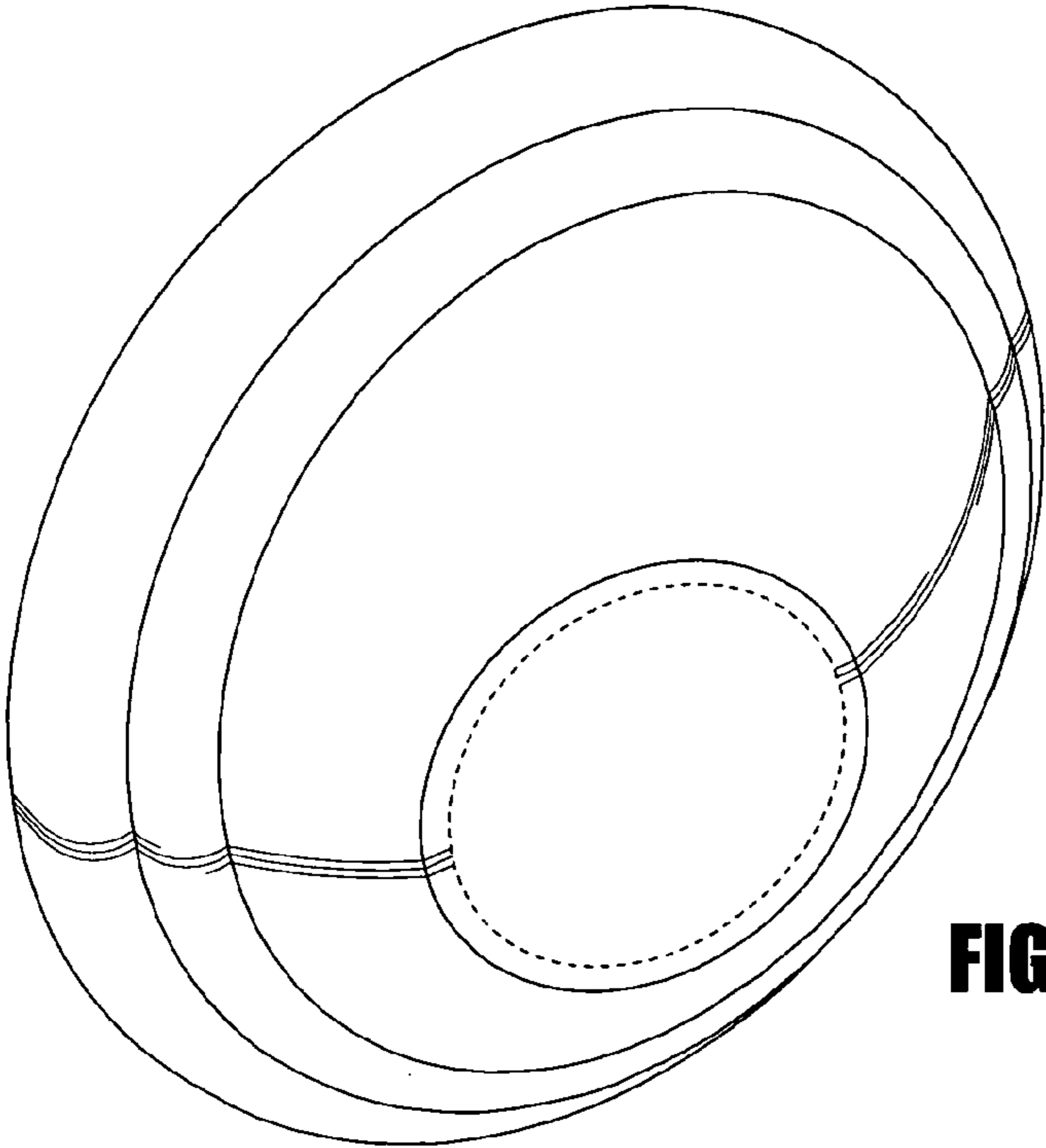


FIG. 1

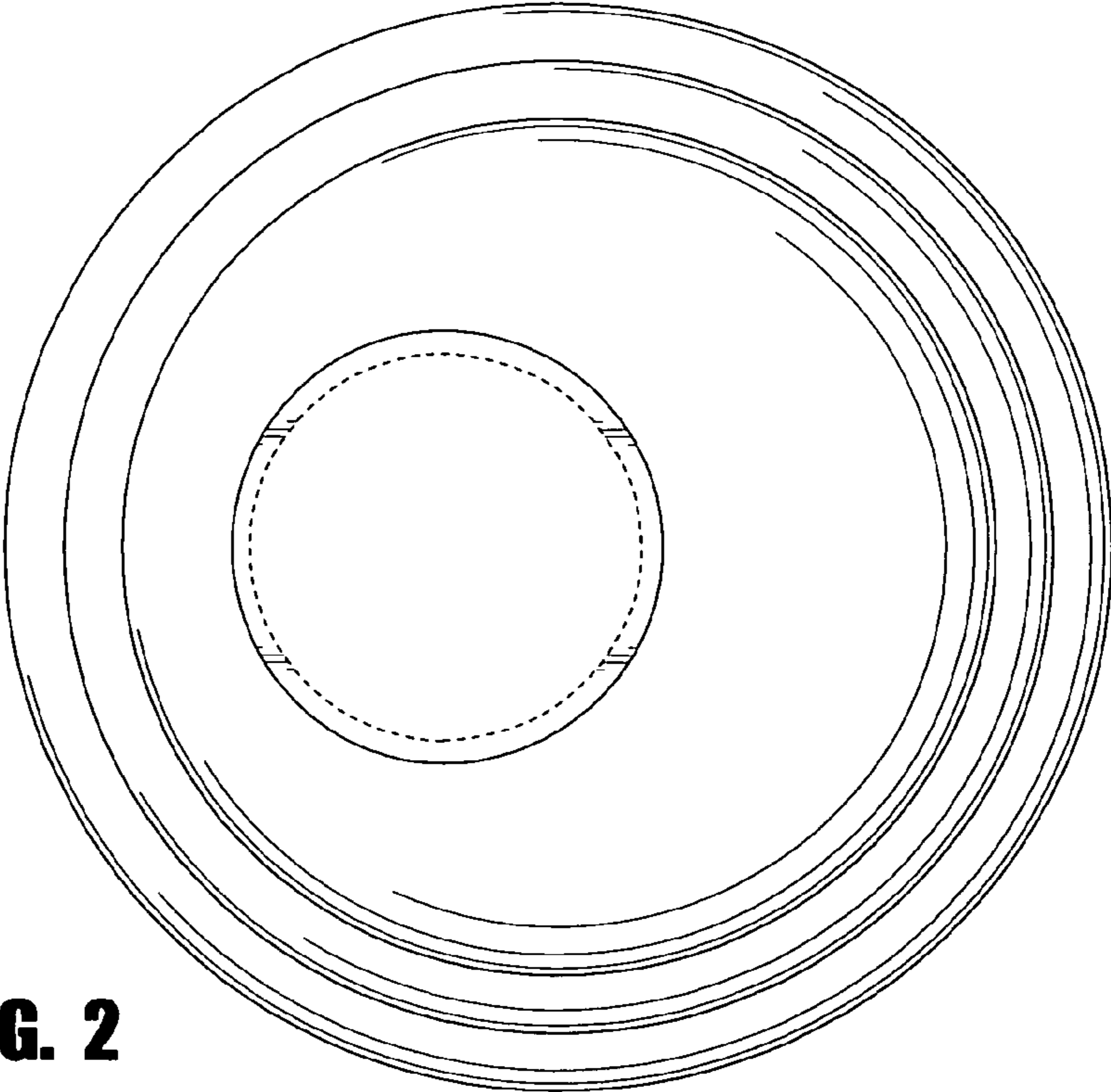


FIG. 2

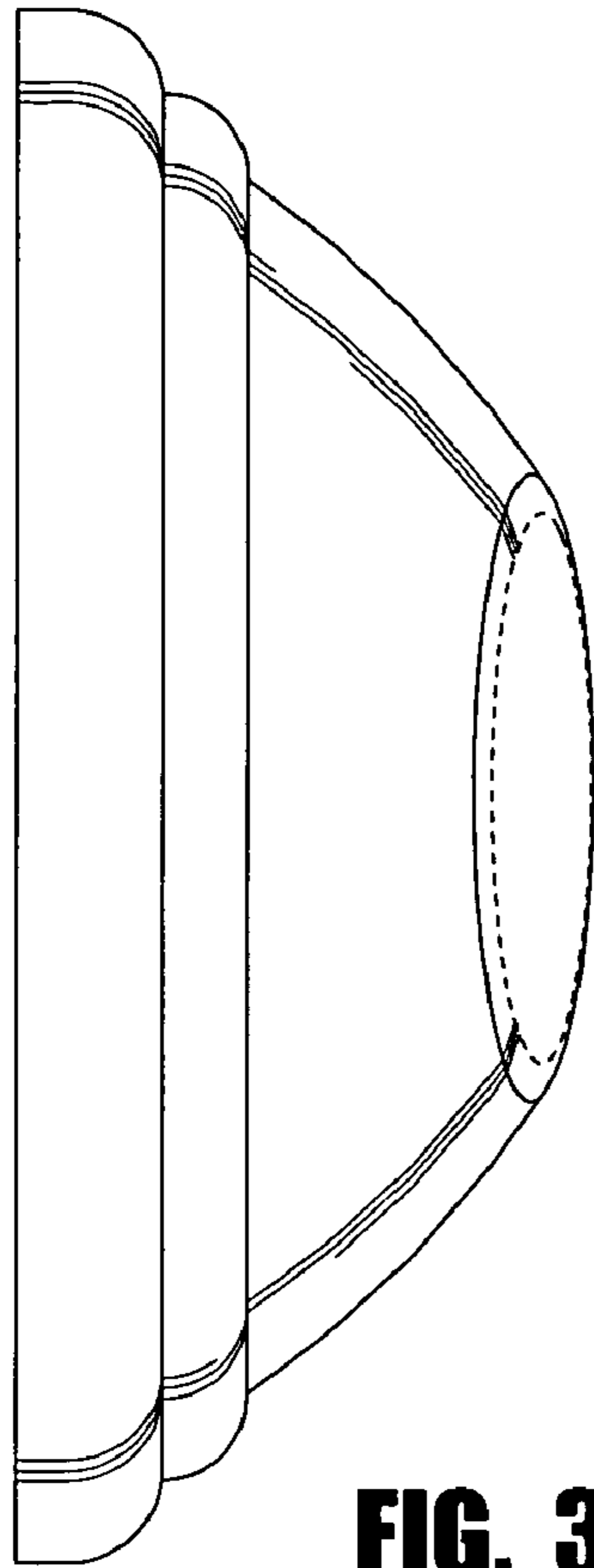


FIG. 3

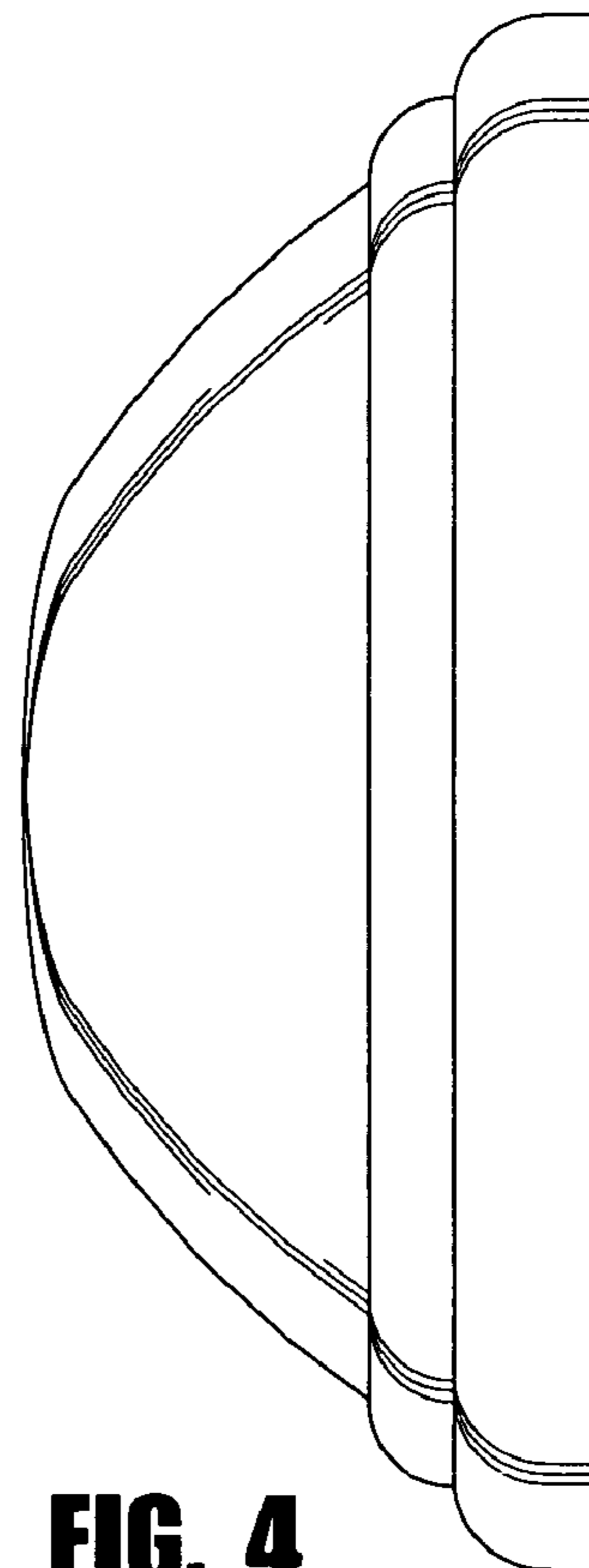


FIG. 4

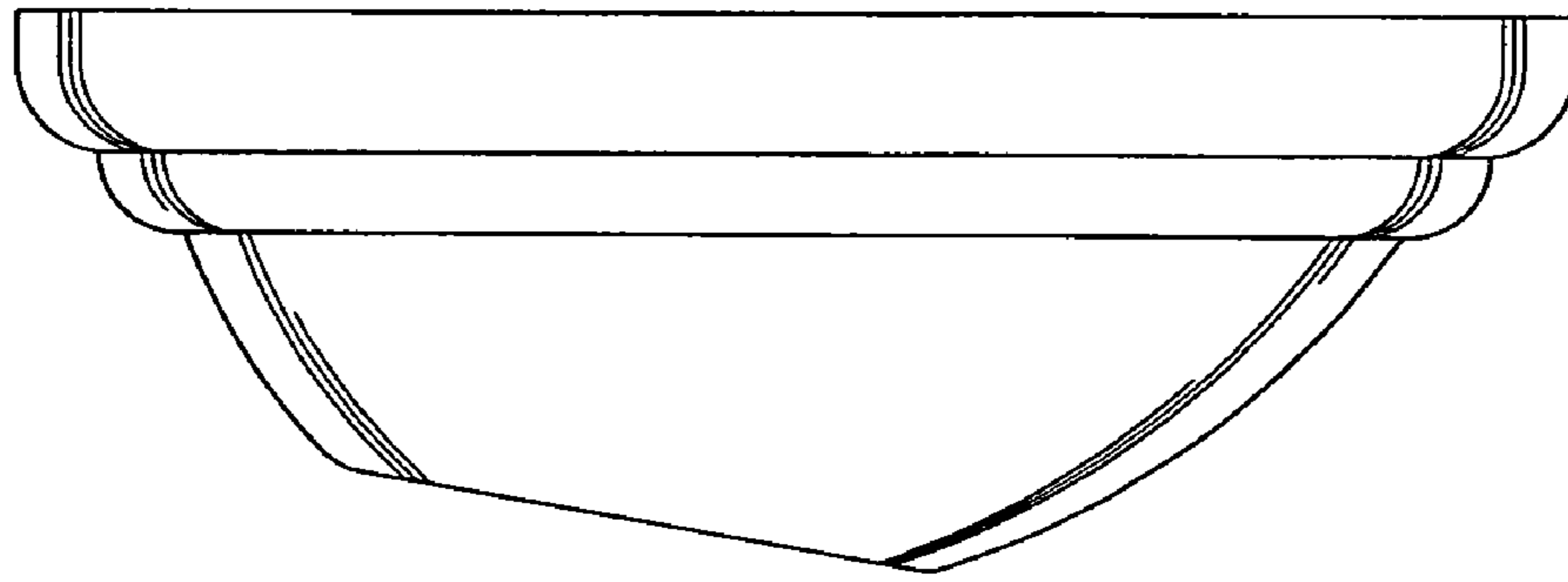


FIG. 5

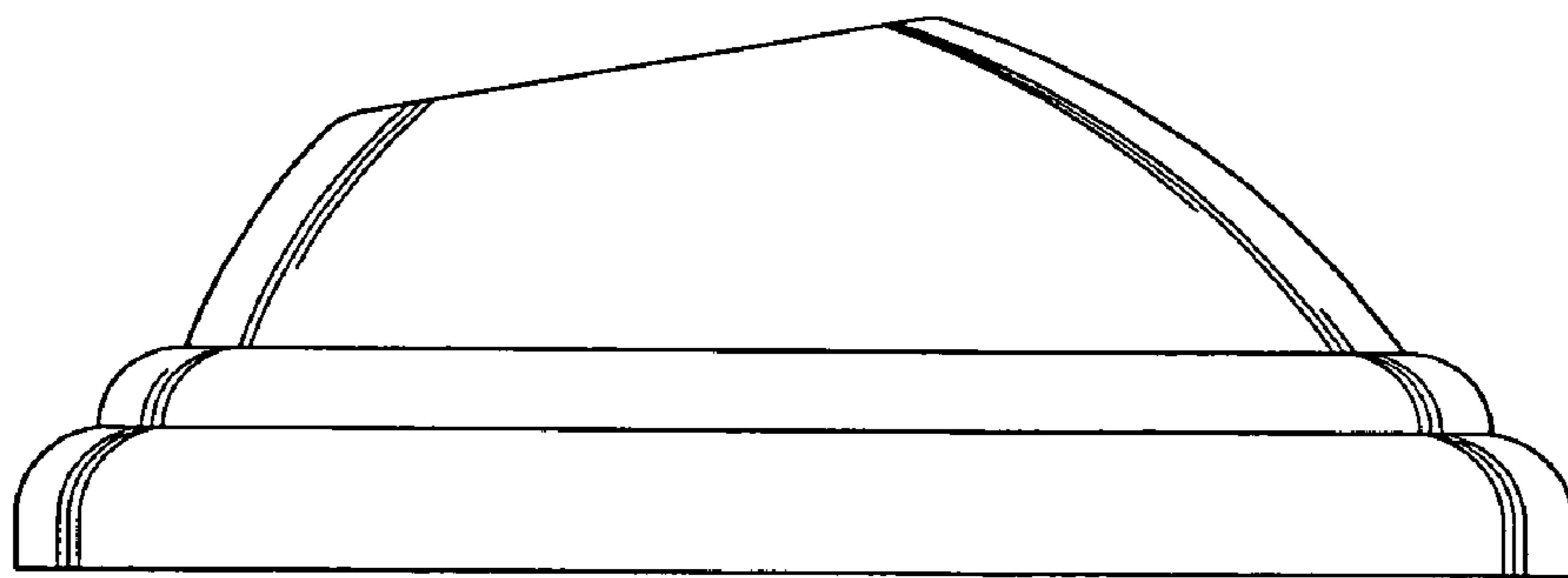


FIG. 6