



US00D563499S

(12) **United States Design Patent**
Kojima

(10) **Patent No.:** **US D563,499 S**
(45) **Date of Patent:** **** Mar. 4, 2008**

(54) **STRING FOR A RACKET**

(75) Inventor: **Shujiro Kojima**, Kobe (JP)

(73) Assignee: **TOA Strings Co., Ltd.**, Kobe-shi (JP)

(**) Term: **14 Years**

(21) Appl. No.: **29/273,046**

(22) Filed: **Feb. 23, 2007**

(30) **Foreign Application Priority Data**

Jan. 25, 2007 (JP) 2007-001358

(51) **LOC (8) Cl.** **21-02**

(52) **U.S. Cl.** **D21/753**

(58) **Field of Classification Search** D21/729,
D21/730, 753; 428/373, 374, 397; 473/540-543,
473/524, 527, 528; 57/230-234, 11
See application file for complete search history.

(56) **References Cited**

U.S. PATENT DOCUMENTS

- 4,660,364 A * 4/1987 Chiang 57/234
- 4,860,531 A * 8/1989 Wells et al. 57/234
- 4,956,236 A * 9/1990 Wang 428/373
- 5,090,188 A * 2/1992 Lin et al. 57/234
- 5,327,714 A * 7/1994 Stevens et al. 57/230
- 6,009,699 A * 1/2000 Delvael 57/232
- 6,062,014 A * 5/2000 Yeh 57/232

- 6,280,354 B1 * 8/2001 Bertolotti 473/543
- 6,634,968 B2 * 10/2003 Yeh 473/543
- D489,783 S * 5/2004 Yeh D21/753

FOREIGN PATENT DOCUMENTS

JP 1160922 12/2002

* cited by examiner

Primary Examiner—Mitchell Siegel

(74) *Attorney, Agent, or Firm*—Alleman Hall McCoy
Russell & Tuttle LLP

(57) **CLAIM**

The ornamental design for a string for a racket, as shown and described.

DESCRIPTION

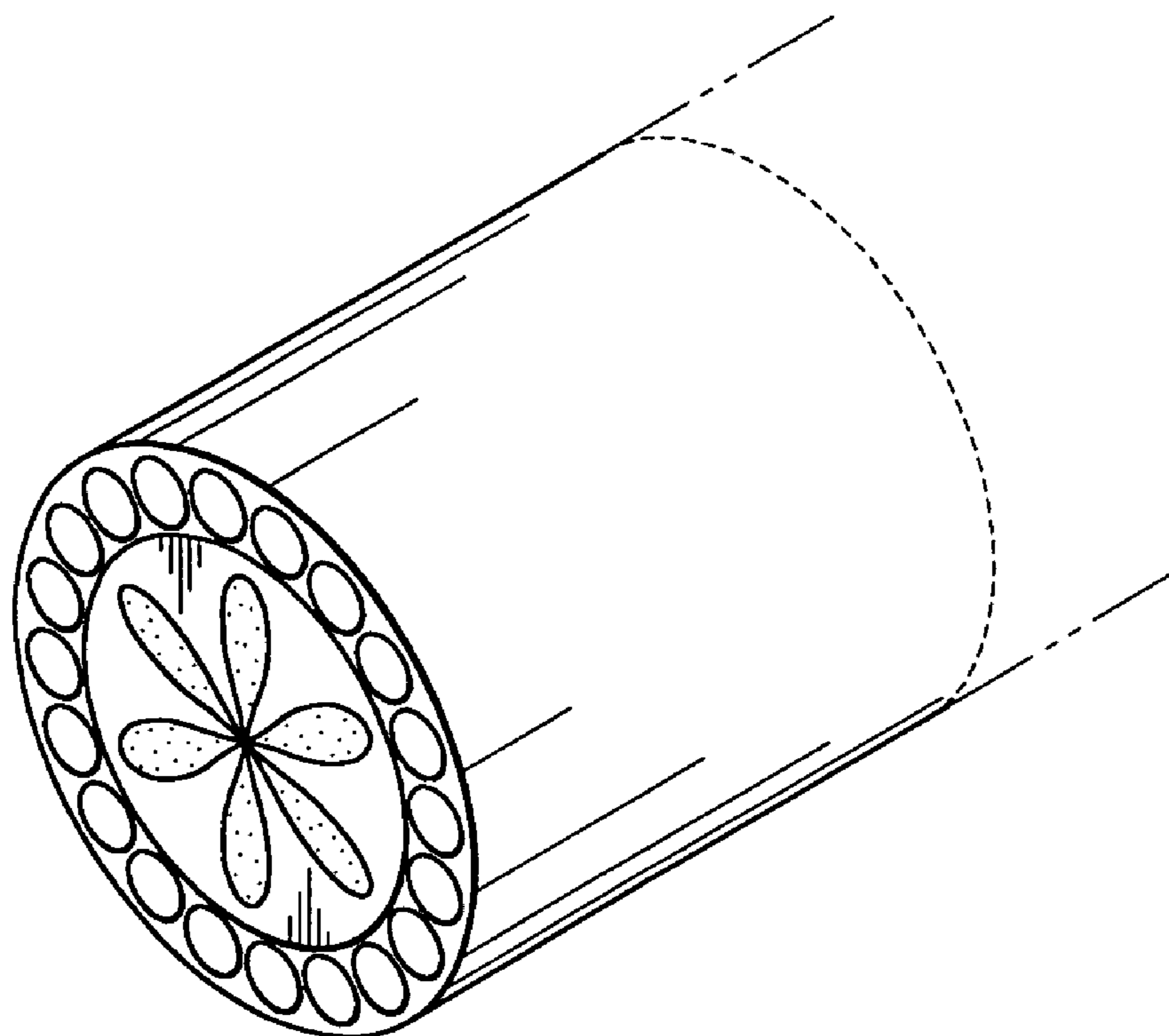
FIG. 1 is a perspective view of a string for racket, according to the invention.

FIG. 2 is a right side view of the string for a racket of FIG. 1; and,

FIG. 3 is an end view of the string for a racket of FIG. 1.

The double dotted lines illustrate environment and form no part of the claimed design. The dashed lines form the boundary of the claimed design on the article and form no part of the claimed design. The left side view is a mirror image of the right side view.

1 Claim, 1 Drawing Sheet



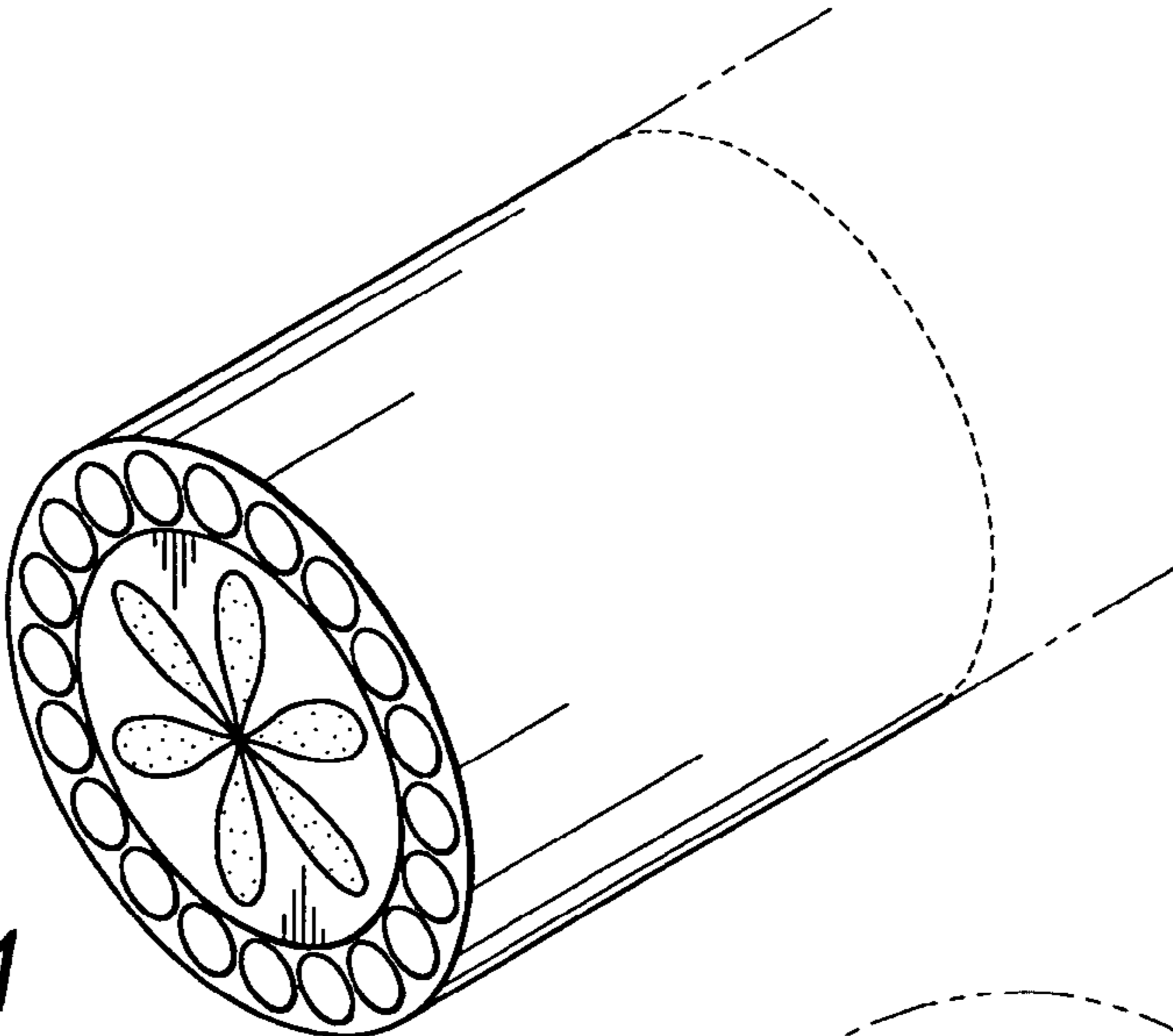


FIG. 1

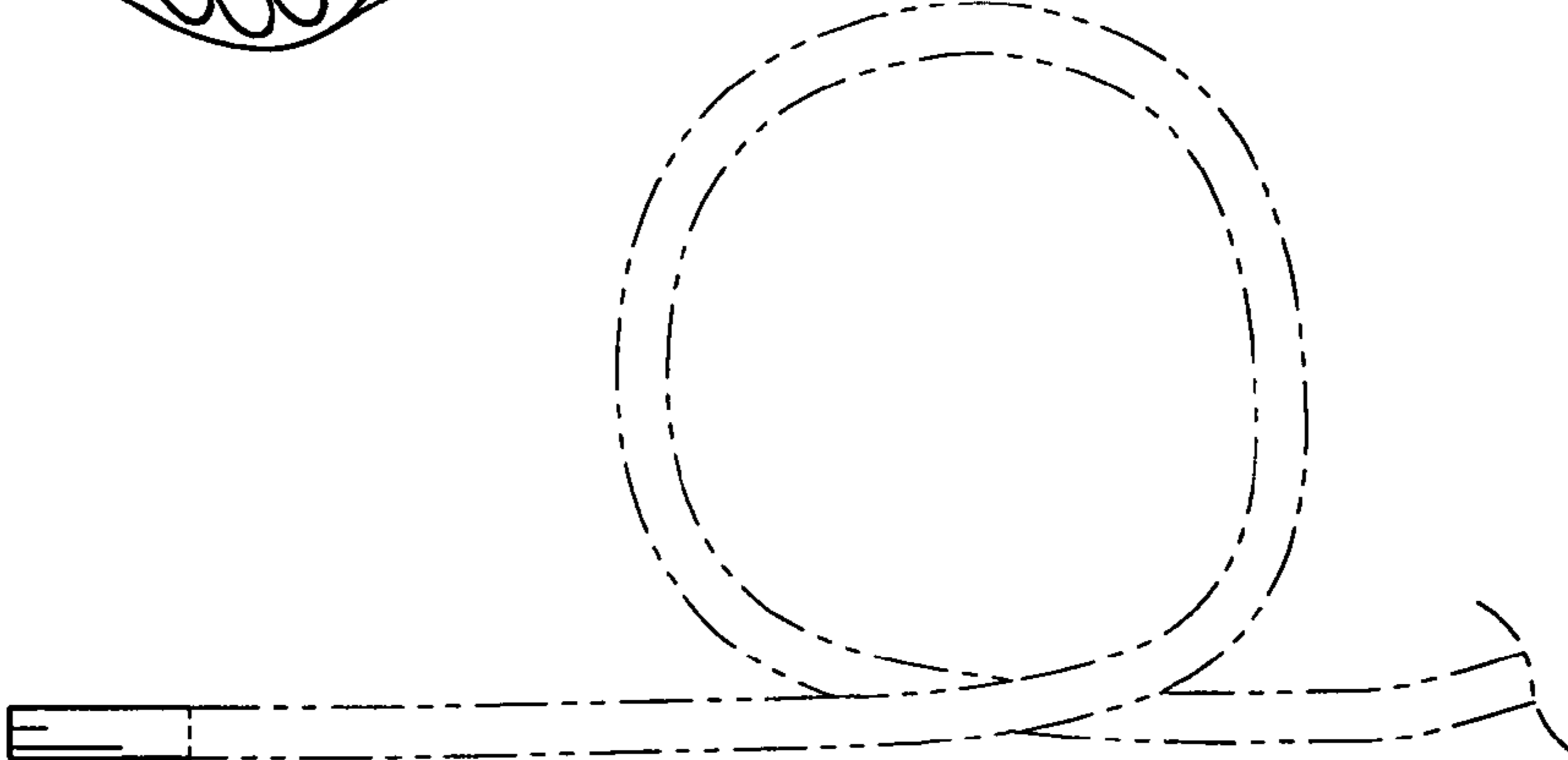


FIG. 2

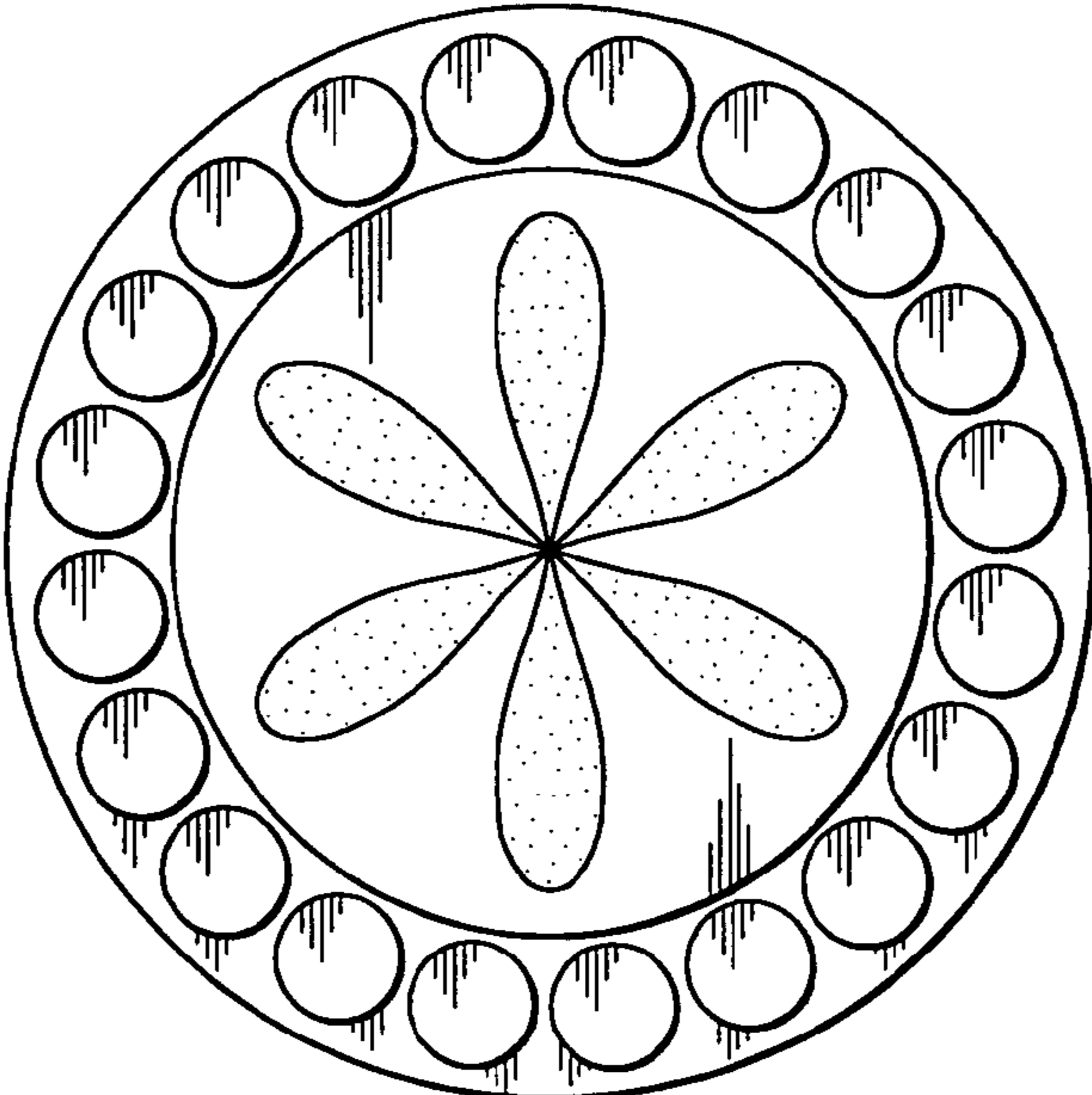


FIG. 3