

US00D563476S

(12) **United States Design Patent**
Smith

(10) **Patent No.:** **US D563,476 S**

(45) **Date of Patent:** **** Mar. 4, 2008**

(54) **SCRAPBOOK PAPER FILE HOLDER**

2006/0102709 A1* 5/2006 Smith 229/164

(75) Inventor: **Scott D. Smith**, Hernando, MS (US)

* cited by examiner

(73) Assignee: **Advantus Corp.**, Jacksonville, FL (US)

Primary Examiner—Elizabeth A. Albert

Assistant Examiner—Karen E Eldridge Powers

(**) Term: **14 Years**

(74) *Attorney, Agent, or Firm*—Arthur G. Yeager

(21) Appl. No.: **29/256,826**

(57) **CLAIM**

(22) Filed: **Mar. 27, 2006**

I claim the ornamental design for a scrapbook paper file holder, as shown and described.

(51) **LOC (8) Cl.** **19-02**

(52) **U.S. Cl.** **D19/90**

(58) **Field of Classification Search** 211/40,
211/42, 45, 50, 10-11; 229/67.1-67.2, 67.3-67.4,
229/185; D6/309-314, 407, 466-468, 475-476,
D6/512, 553, 556, 589, 571; D19/65, 75-100;
40/661.05, 661.06, 661.07, 358, 725, 749;
206/224, 425

See application file for complete search history.

DESCRIPTION

FIG. 1 is a front perspective view of a scrapbook paper file holder showing my new design;

FIG. 2 is a left side elevational view thereof;

FIG. 3 is a right side elevational view thereof;

FIG. 4 is a front elevational view thereof;

FIG. 5 is a rear elevational view thereof;

FIG. 6 is a top view thereof; and,


FIG. 7 is a bottom view thereof.

(56) **References Cited**

U.S. PATENT DOCUMENTS

D421,050 S * 2/2000 Henrikson et al. D19/33
D522,577 S * 6/2006 Smith D19/33

1 Claim, 4 Drawing Sheets






FIG. 1

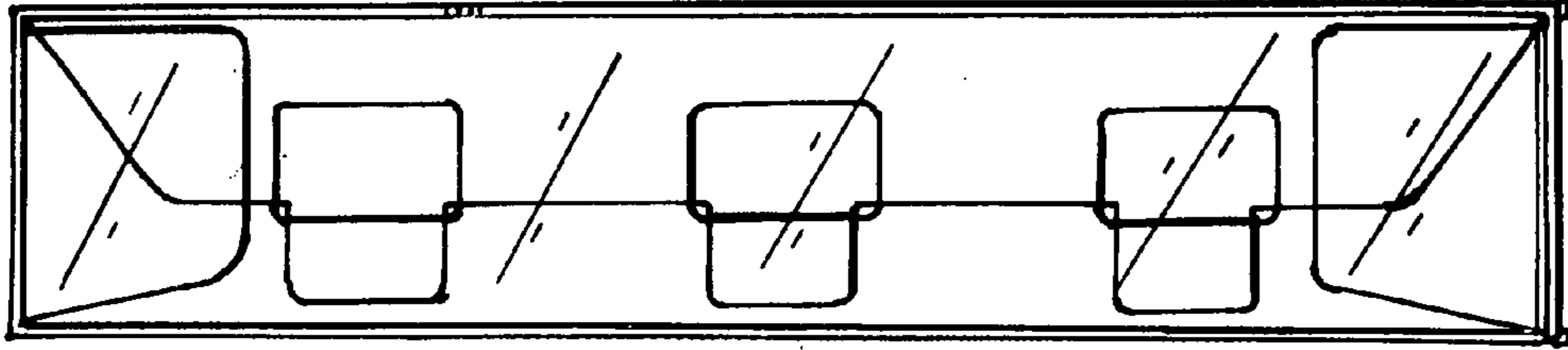


FIG. 4

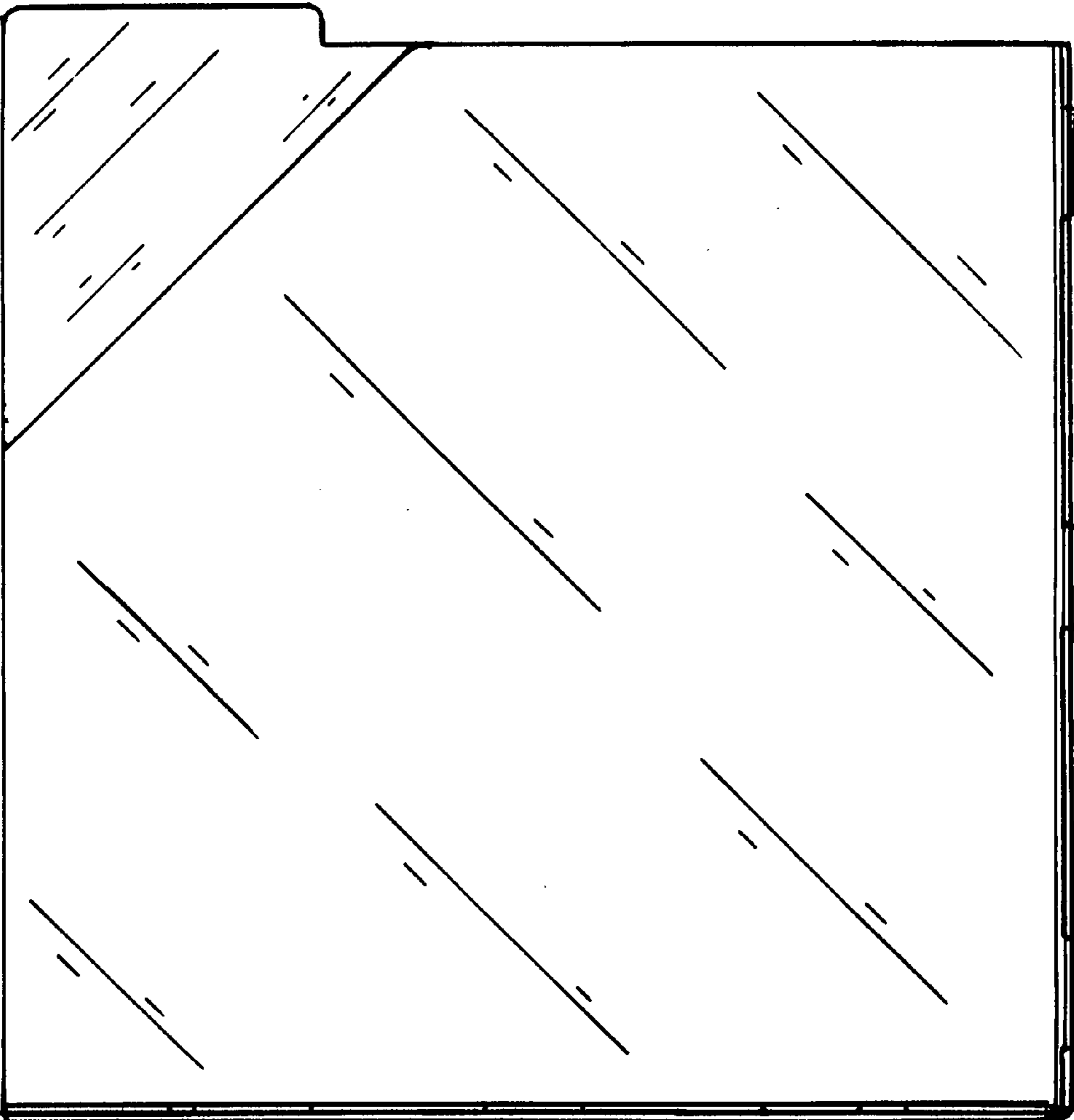


FIG. 2

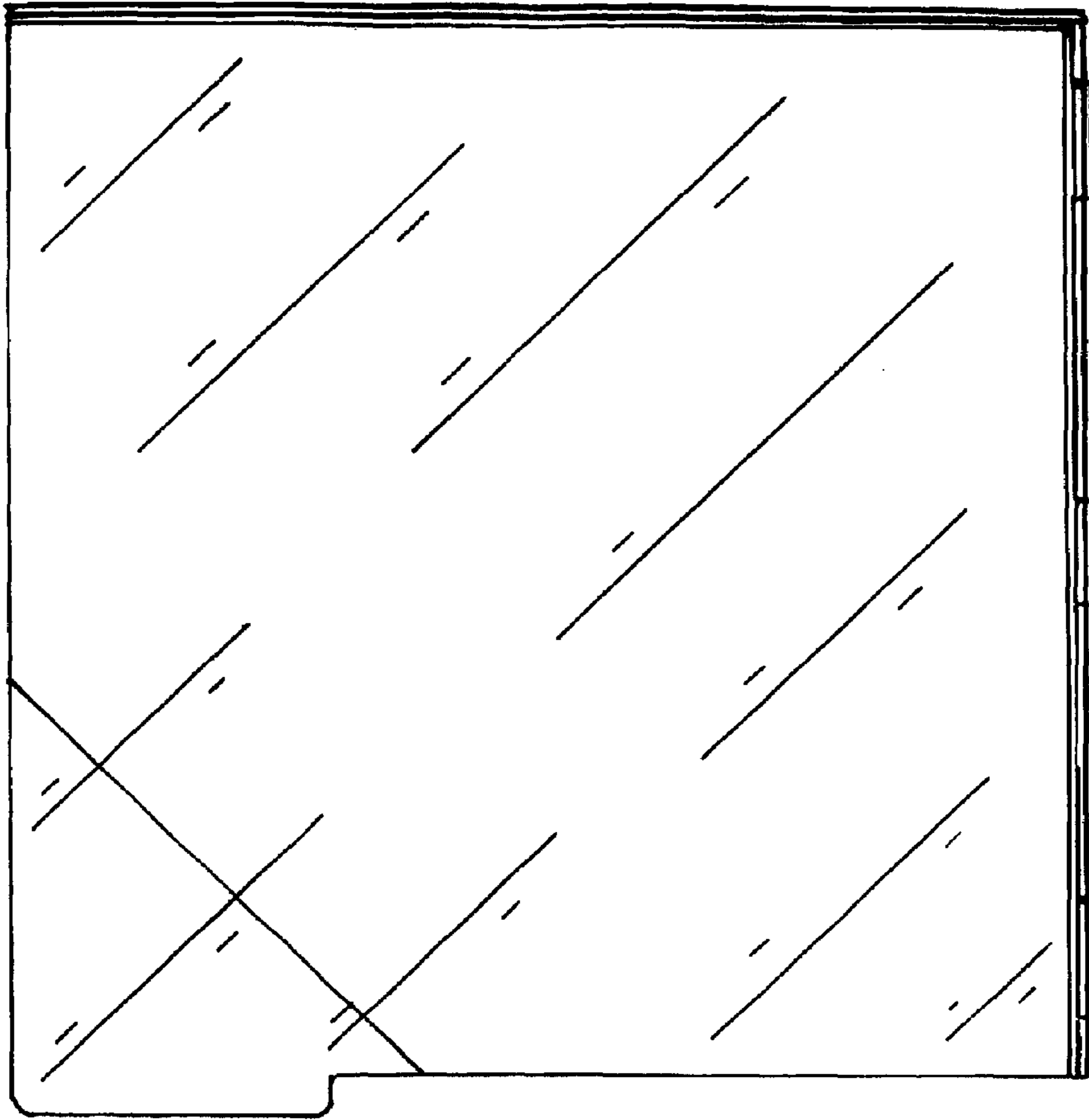


FIG. 3

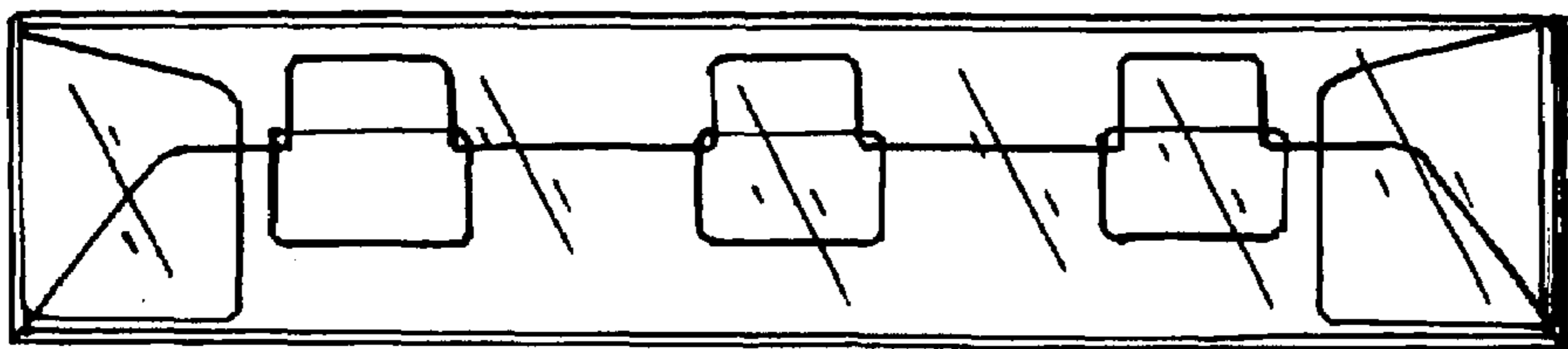


FIG. 5

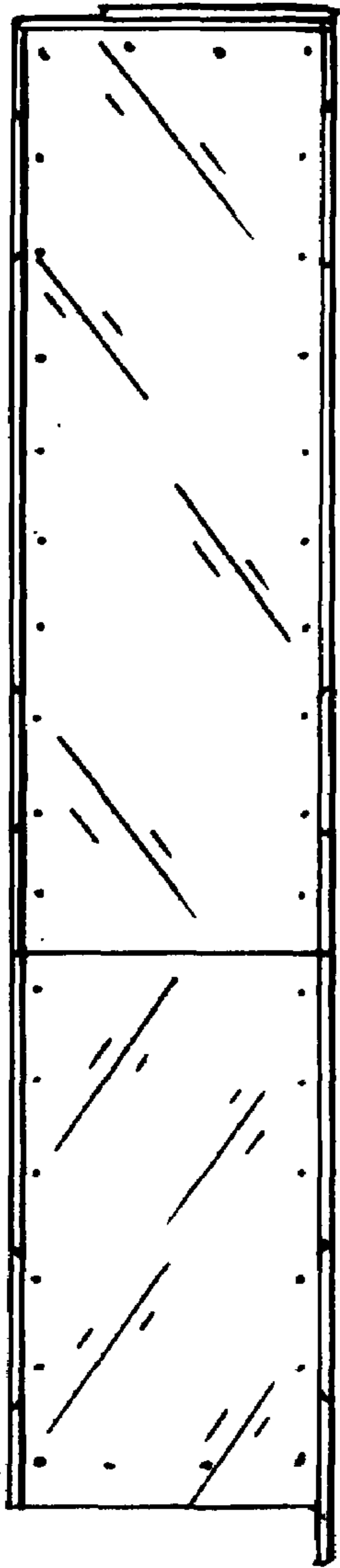


FIG. 6

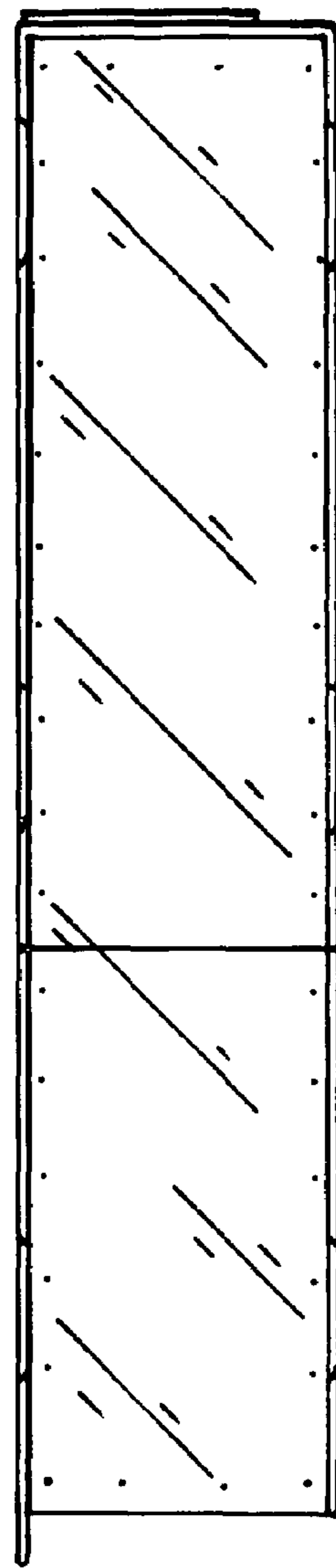


FIG. 7