



US00D563461S

(12) **United States Design Patent**  
**Kobayashi et al.**

(10) **Patent No.:** **US D563,461 S**

(45) **Date of Patent:** **\*\* Mar. 4, 2008**

(54) **PRINTER**

(75) Inventors: **Sakiko Kobayashi**, Nagoya (JP);  
**Mitsuharu Hattori**, Nagoya (JP)

(73) Assignee: **Brother Industries, Ltd.**, Nagoya (JP)

(\*\*) Term: **14 Years**

(21) Appl. No.: **29/269,107**

(22) Filed: **Nov. 21, 2006**

(30) **Foreign Application Priority Data**

Jun. 29, 2006 (JP) ..... 2006-017097

(51) **LOC (8) Cl.** ..... **18-02**

(52) **U.S. Cl.** ..... **D18/50**

(58) **Field of Classification Search** ..... D18/36-39,  
D18/50, 54, 54.1, 55; D14/420-425, 462-463;  
400/613, 613.1-613.4, 690.1-690.4, 691-694  
See application file for complete search history.

(56) **References Cited**

U.S. PATENT DOCUMENTS

- D296,334 S \* 6/1988 Hara ..... D18/36
- D296,335 S \* 6/1988 Hara ..... D18/36
- D297,642 S \* 9/1988 Van der Tuuk ..... D14/420
- D304,177 S \* 10/1989 Hara ..... D18/37
- D322,278 S \* 12/1991 Kawashima et al. .... D18/54
- D322,982 S \* 1/1992 Tashiro ..... D18/54
- D329,230 S \* 9/1992 Masuda ..... D14/462

- D339,157 S \* 9/1993 Miyamoto et al. .... D18/50
- D339,372 S \* 9/1993 Kando ..... D18/50
- D340,065 S \* 10/1993 Fukuda ..... D18/50
- D351,378 S \* 10/1994 Nakazawa et al. .... D14/424
- D405,107 S \* 2/1999 Yokokawa ..... D18/50
- D484,532 S \* 12/2003 Seo et al. .... D18/50
- D487,268 S \* 3/2004 Sekine ..... D14/425
- D513,260 S \* 12/2005 Ke et al. .... D14/425
- D529,543 S \* 10/2006 Fukunaga et al. .... D18/50

\* cited by examiner

*Primary Examiner*—Cathy Anne MacCormac

(74) *Attorney, Agent, or Firm*—Oliff & Berridge, PLC

(57) **CLAIM**

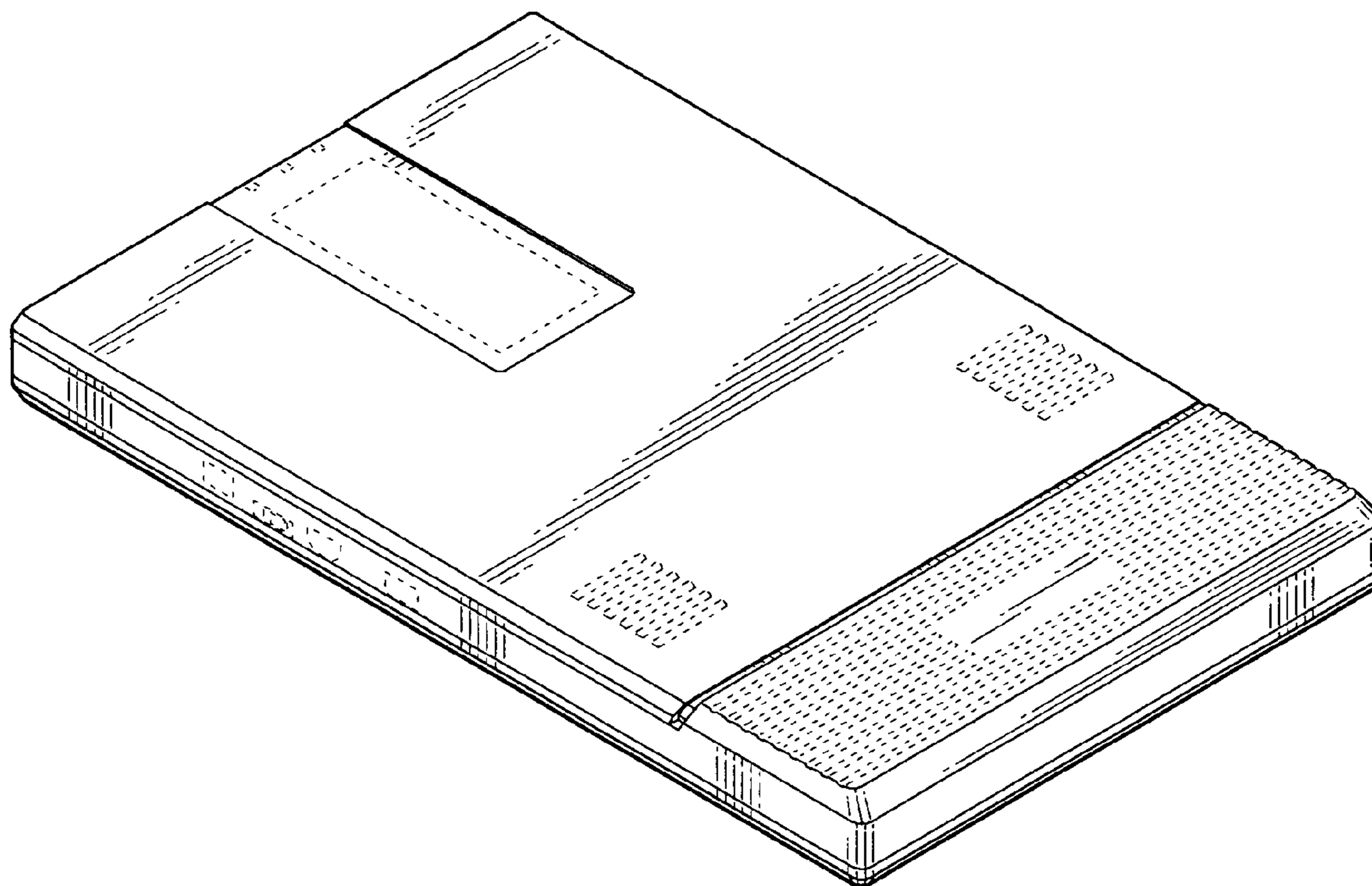
The ornamental design for a printer, as shown and described.

**DESCRIPTION**

- FIG. 1 is a perspective view of a printer;
- FIG. 2 is a front view thereof;
- FIG. 3 is a top view thereof;
- FIG. 4 is a right-side view thereof;
- FIG. 5 is a left-side view thereof;
- FIG. 6 is a rear view thereof; and,
- FIG. 7 is a bottom view thereof.

The broken lines are for illustrative purposes only and form no part of the claimed design.

**1 Claim, 4 Drawing Sheets**



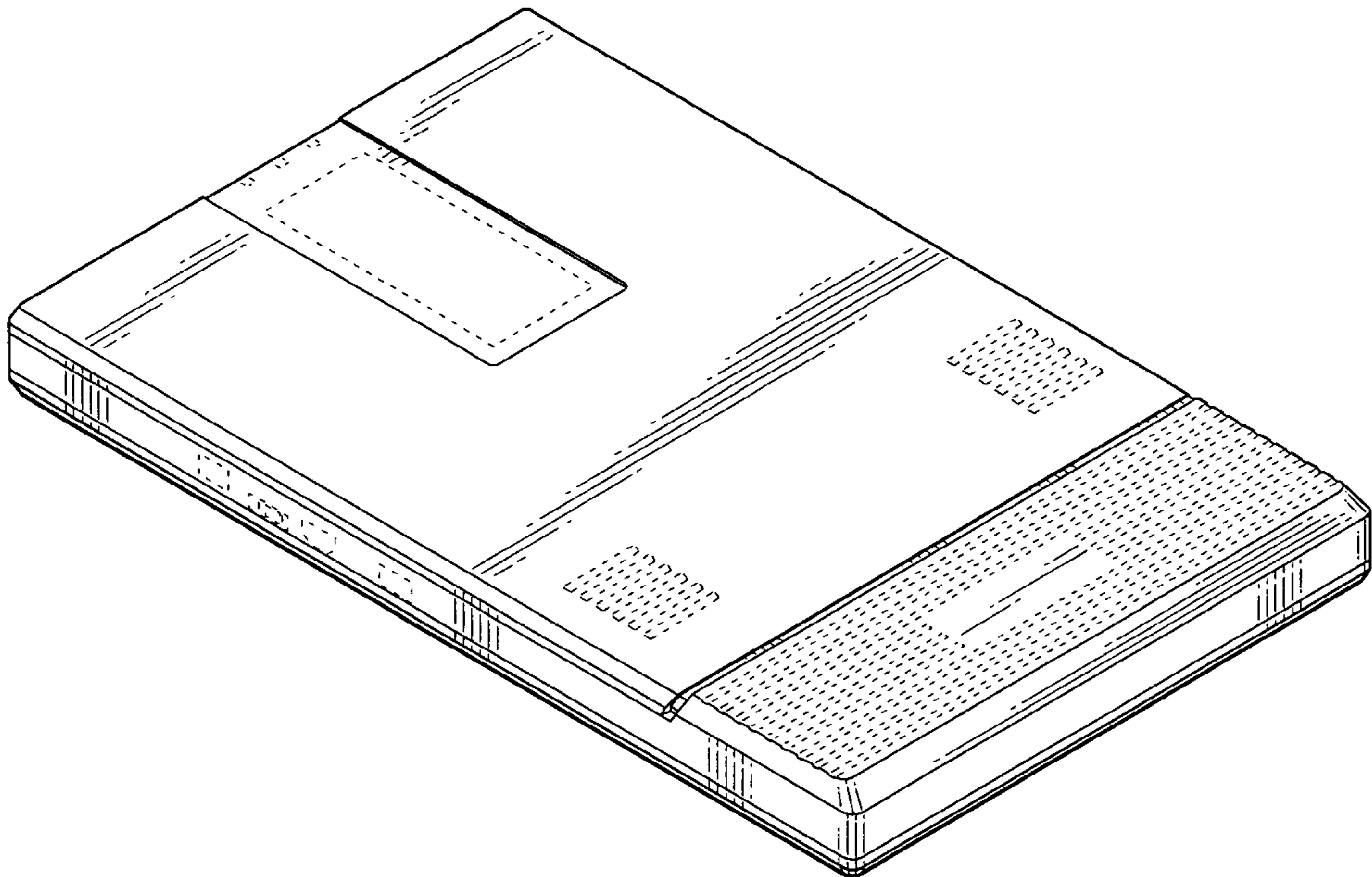


FIG. 1




FIG. 3




FIG. 2

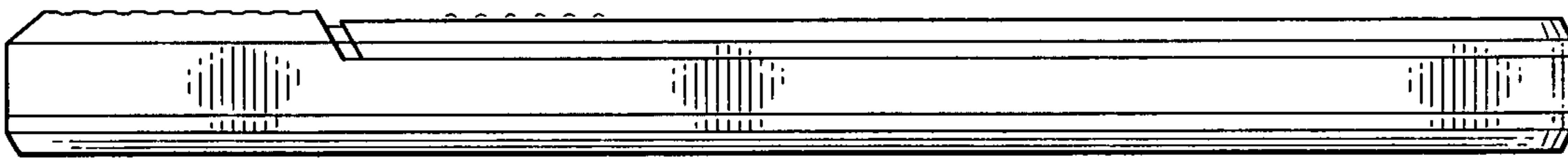


FIG. 4




FIG. 5




FIG. 7

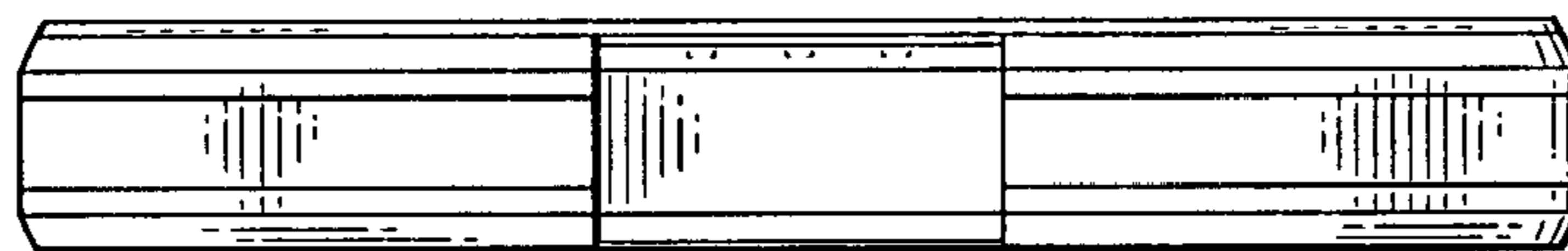


FIG. 6