

US00D563459S

(12) **United States Design Patent**
Iwai et al.

(10) **Patent No.:** **US D563,459 S**
(45) **Date of Patent:** **** Mar. 4, 2008**

(54) **ELECTRONIC MUSICAL INSTRUMENT**

7,176,371 B1 * 2/2007 Jackson et al. 84/471 SR
7,214,897 B2 * 5/2007 Chuang 200/317

(75) Inventors: **Toshio Iwai**, 5-16-12, Inokashira,
Mitaka-shi, Tokyo (JP); **Yu Nishibori**,
Hamamatsu (JP)

OTHER PUBLICATIONS

U.S. Appl. No. 29/234,530, filed Jul. 20, 2005, Toshio Iwai et al.

(73) Assignees: **Yamaha Corporation**, Shizuoka (JP);
Toshio Iwai, Tokyo (JP)

* cited by examiner

(**) Term: **14 Years**

Primary Examiner—Ian Simmons
Assistant Examiner—Anna J Burmeister
(74) *Attorney, Agent, or Firm*—Sughrue Mion, PLLC

(21) Appl. No.: **29/234,531**

(57) **CLAIM**

(22) Filed: **Jul. 20, 2005**

The ornamental design for an electronic musical instrument,
as shown and described.

(30) **Foreign Application Priority Data**

Apr. 6, 2005 (JP) 2005-010292

DESCRIPTION

(51) **LOC (8) Cl.** **17-99**

FIG. 1 is a perspective view of the top, front and right side
of an electronic musical instrument showing our new design;

(52) **U.S. Cl.** **D17/99**

FIG. 2 is a top plan view thereof;

(58) **Field of Classification Search** D17/99,
D17/22, 24; 84/DIG. 12

FIG. 3 is a front elevational view thereof;

See application file for complete search history.

FIG. 4 is a rear elevational view thereof;

(56) **References Cited**

FIG. 5 is a bottom plan view thereof;

U.S. PATENT DOCUMENTS

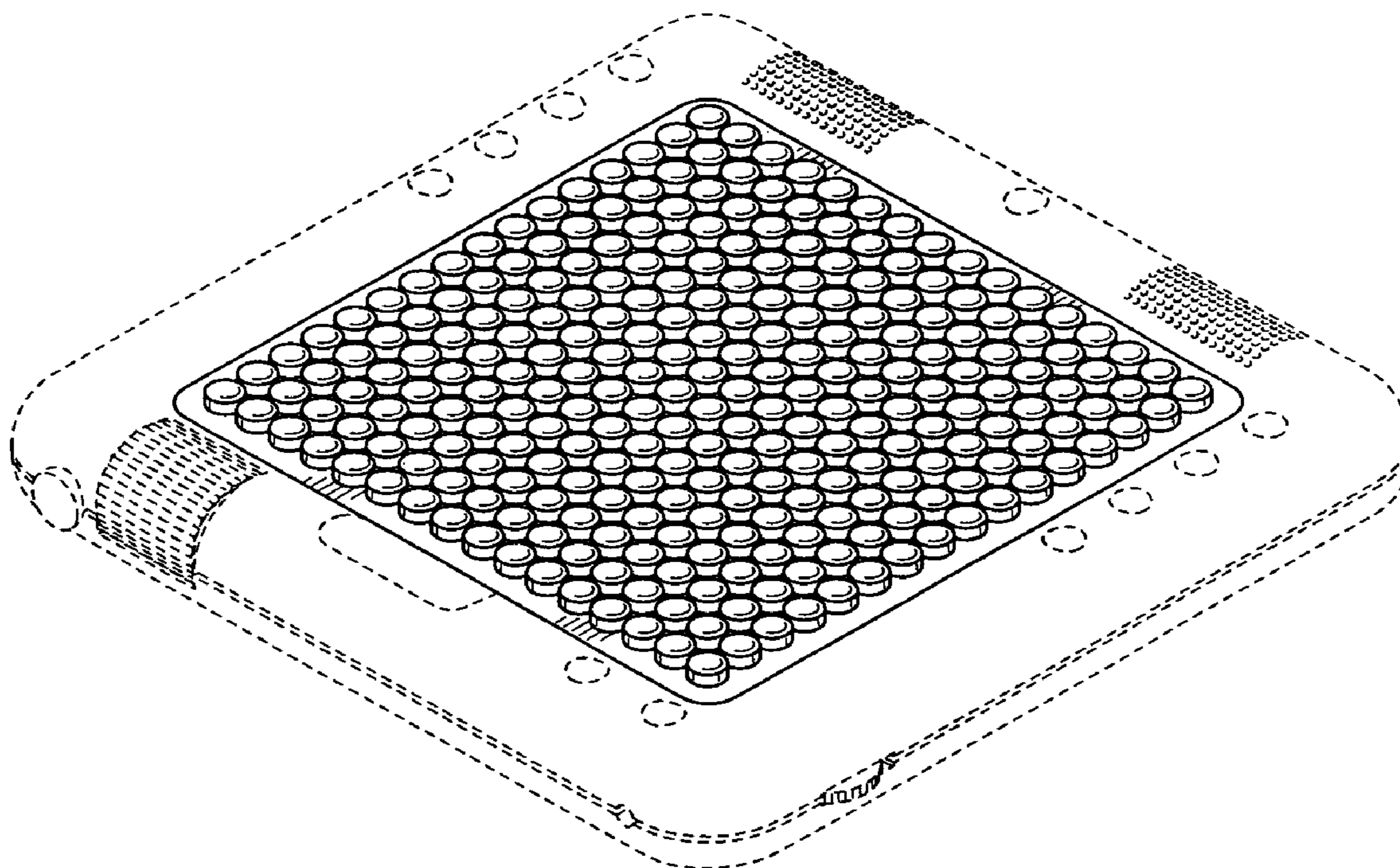
FIG. 6 is a right side elevational view thereof; and,

- D367,211 S * 2/1996 Cautereels D7/629
- D391,761 S * 3/1998 Lee D3/294
- D472,587 S * 4/2003 Chan D21/405
- D495,756 S * 9/2004 Carley et al. D21/405
- D501,720 S * 2/2005 Hussaini et al. D3/273

FIG. 7 is a left side elevational view thereof.

The portions shown in broken lines are for illustrative
purposes only and form no part of the claimed design.

1 Claim, 4 Drawing Sheets



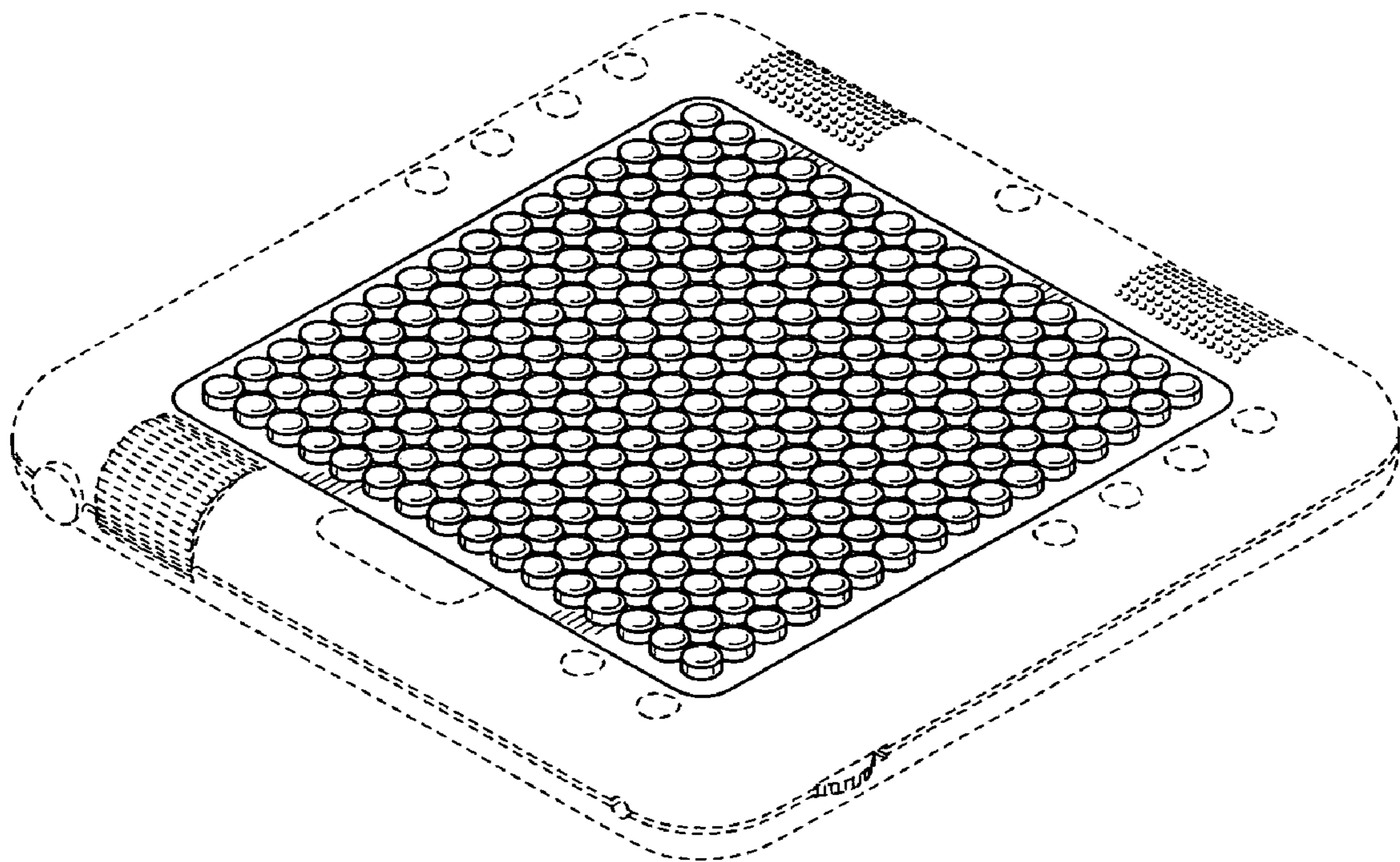


FIG. 1

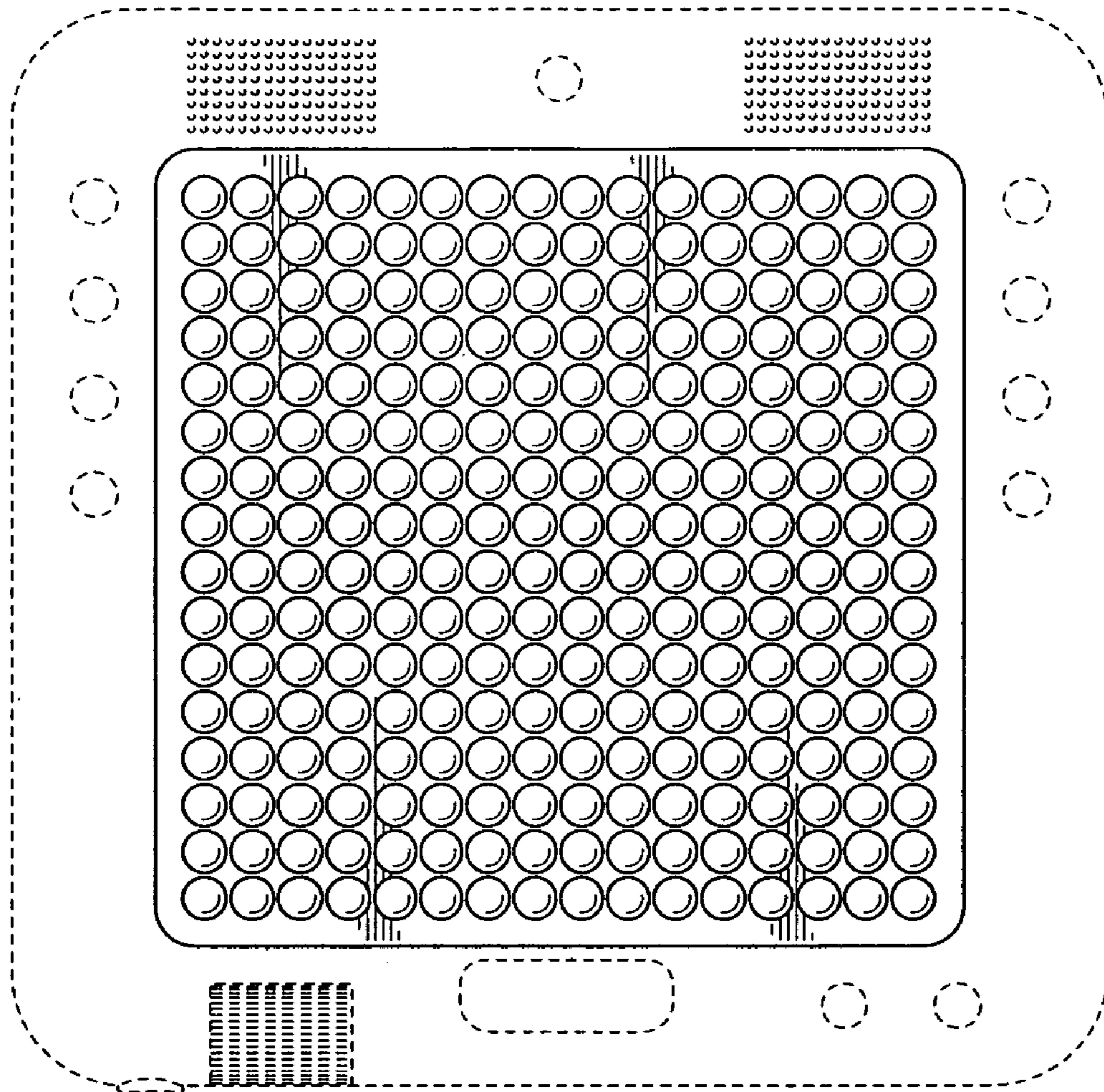


FIG. 2




FIG. 3




FIG. 4

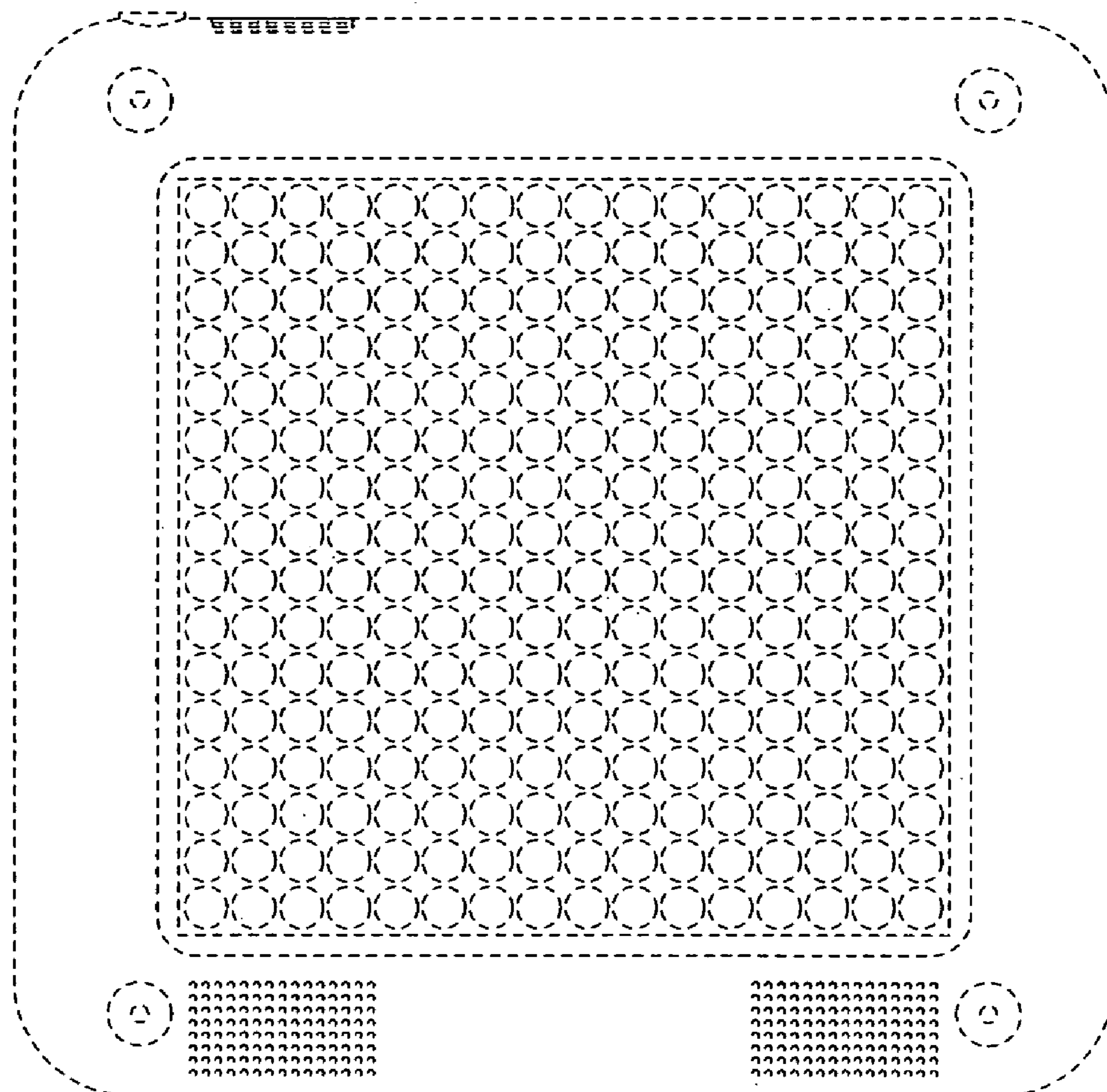


FIG. 5

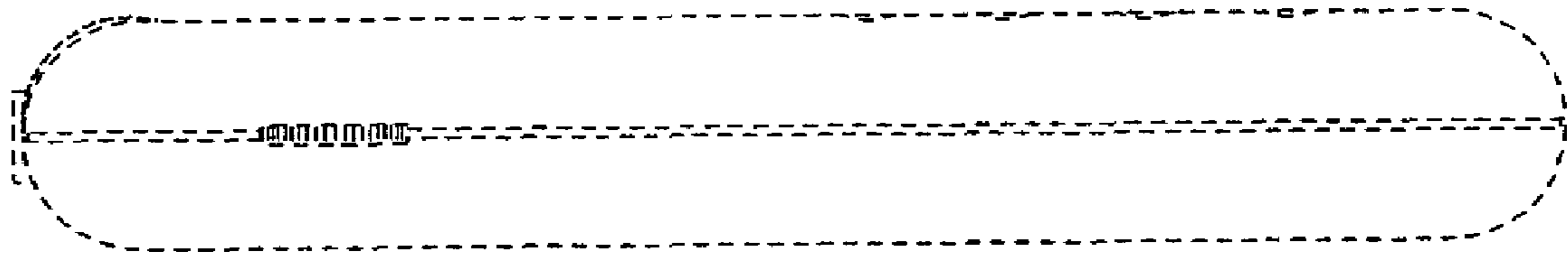


FIG. 6




FIG. 7