



US00D563457S

(12) **United States Design Patent**  
**Kitazawa**

(10) **Patent No.:** **US D563,457 S**  
(45) **Date of Patent:** **\*\* Mar. 4, 2008**

(54) **PLATE FOR THE SOUND HOLE OF A GUITAR**

(75) Inventor: **Atsushi Kitazawa**, Shizuoka-ken (JP)

(73) Assignee: **Yamaha Corporation**, Shizuoka-ken (JP)

(\*\*) Term: **14 Years**

(21) Appl. No.: **29/254,736**

(22) Filed: **Feb. 27, 2006**

(30) **Foreign Application Priority Data**

Aug. 29, 2005 (JP) ..... 2005-024822

(51) **LOC (8) Cl.** ..... **17-03**

(52) **U.S. Cl.** ..... **D17/20**

(58) **Field of Classification Search** ..... D17/14,  
D17/15, 18, 19, 20, 21, 99; 84/173, 209-211,  
84/267, 290, 292, 298, 299, 307-309, 311,  
84/453, 192, 743, 97, 212; D7/672, 673,  
D7/675; D1/118

See application file for complete search history.

(56) **References Cited**

**U.S. PATENT DOCUMENTS**

D254,312 S \* 2/1980 Stelling ..... D17/20  
4,394,830 A \* 7/1983 Damiano ..... 84/726  
D430,194 S \* 8/2000 Tanaka ..... D17/20  
D430,593 S \* 9/2000 Park ..... D17/20  
D466,546 S \* 12/2002 Warden ..... D17/20

**OTHER PUBLICATIONS**

Elderly Instruments. <http://www.elderly.com/vintage/items/20U-10239.htm>. Date Unknown: Viewed Jun. 2007. Yamaha CPX-15W (recent): center of page.\*

Beyond the Trees. <http://www.beyondthetrees.com/guit2ho.htm>. May 1999. Guitars: center of page.\*

Takamine Guitars (publication). Mar. 1997. PSF-49C Guitar: center of page.\*

Takamine Guitars (publication). Mar. 1997. Rosette (J): bottom left on page.\*

\* cited by examiner

*Primary Examiner*—Adir Aronovich

*Assistant Examiner*—R. Johnson

(74) *Attorney, Agent, or Firm*—Weingarten, Schurgin, Gagnebin & Lebovici LLP

(57) **CLAIM**

The ornamental design for plate for the sound hole of a guitar, as shown and described.

**DESCRIPTION**

FIG. 1 is a top plan view of a plate for the sound hole of a guitar showing our new design;

FIG. 2 is a front view thereof;

FIG. 3 is a right-side view thereof;

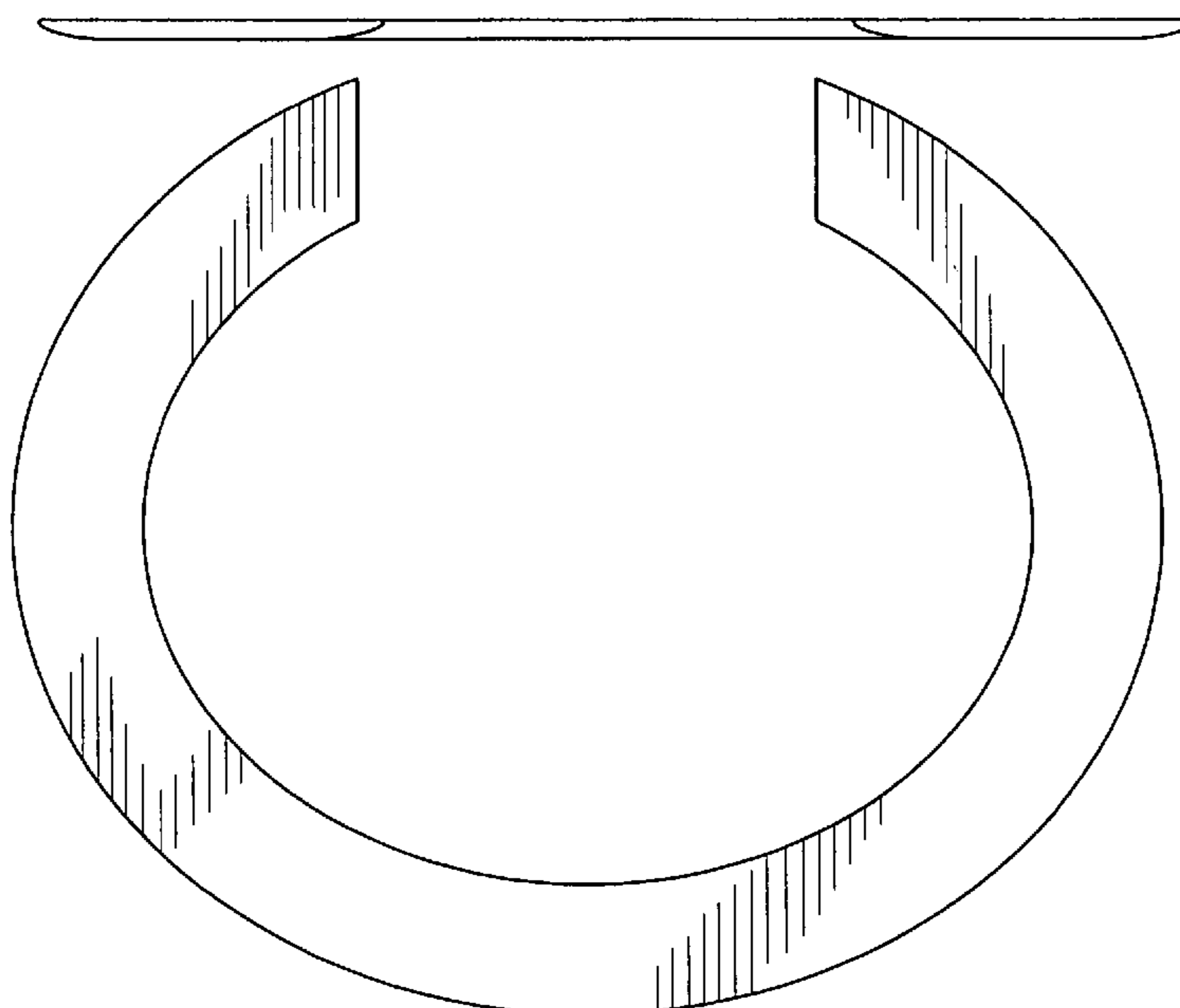
FIG. 4 is a left-side view thereof;


FIG. 5 is a rear view thereof;

FIG. 6 is a bottom view thereof; and,

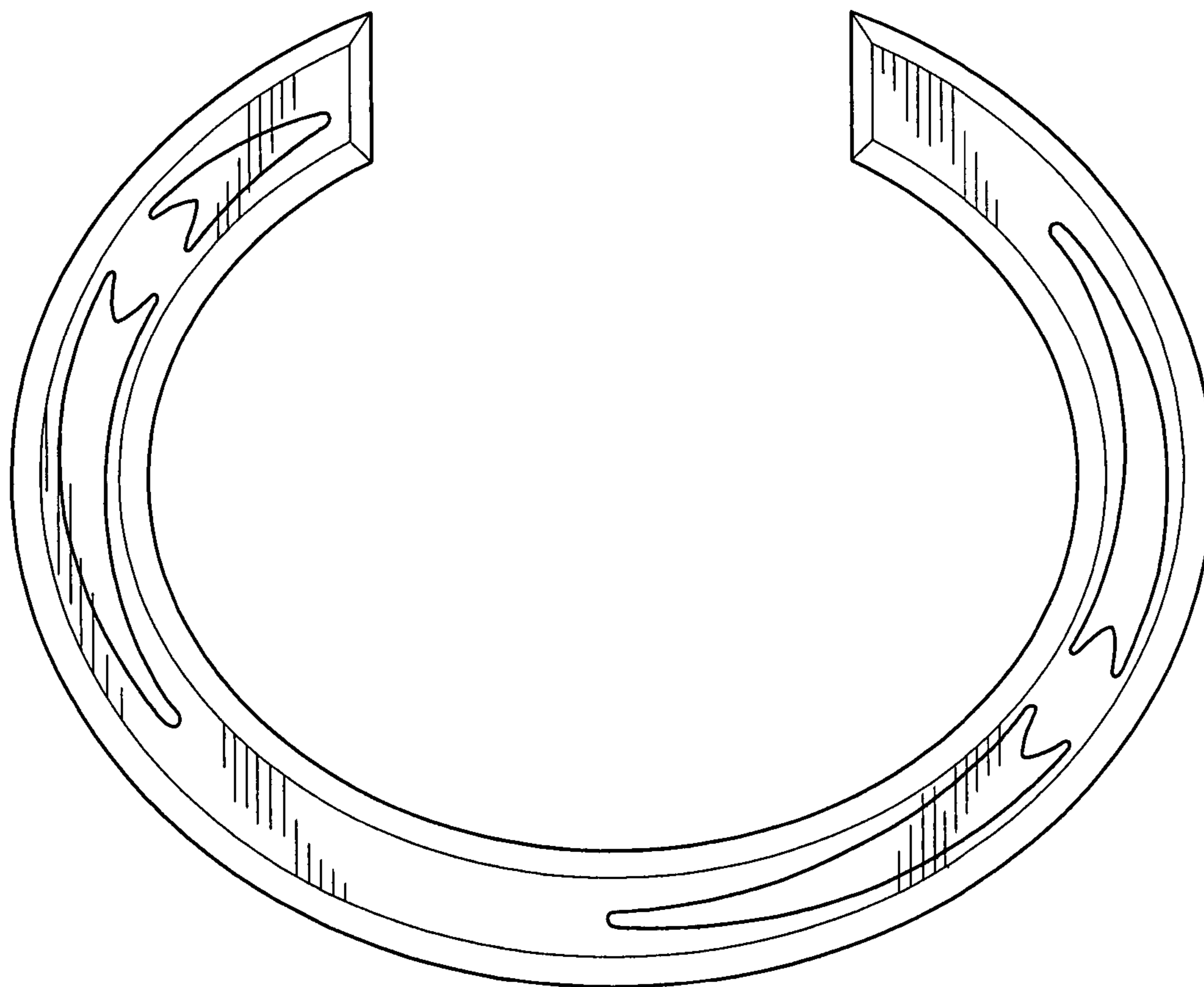
FIG. 7 is a front view thereof, the broken lines are shown for the purpose of illustrating environmental structure and forms no part of the claimed design.

**1 Claim, 4 Drawing Sheets**





**FIG. 1**



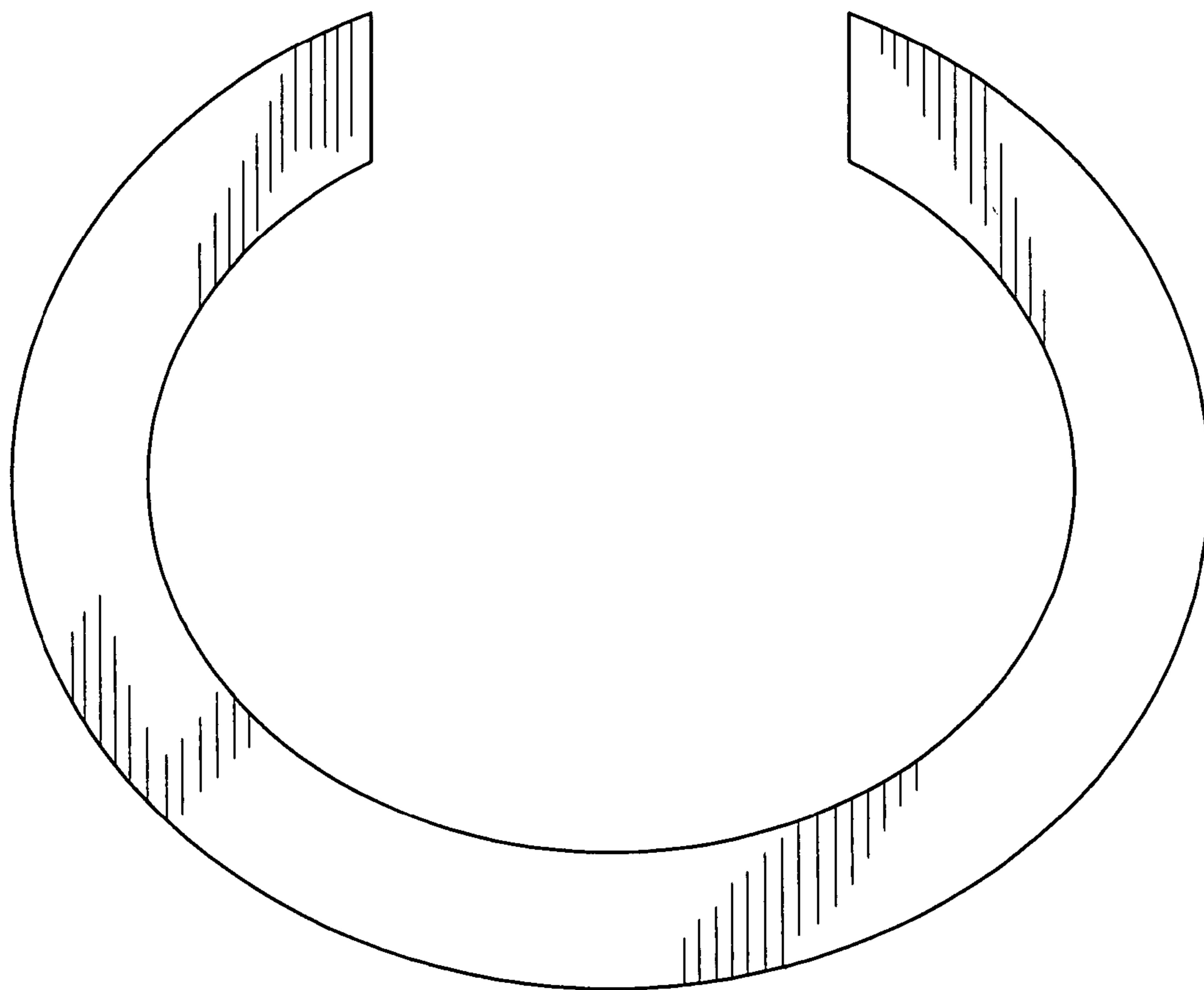
**FIG. 2**



***FIG. 3***



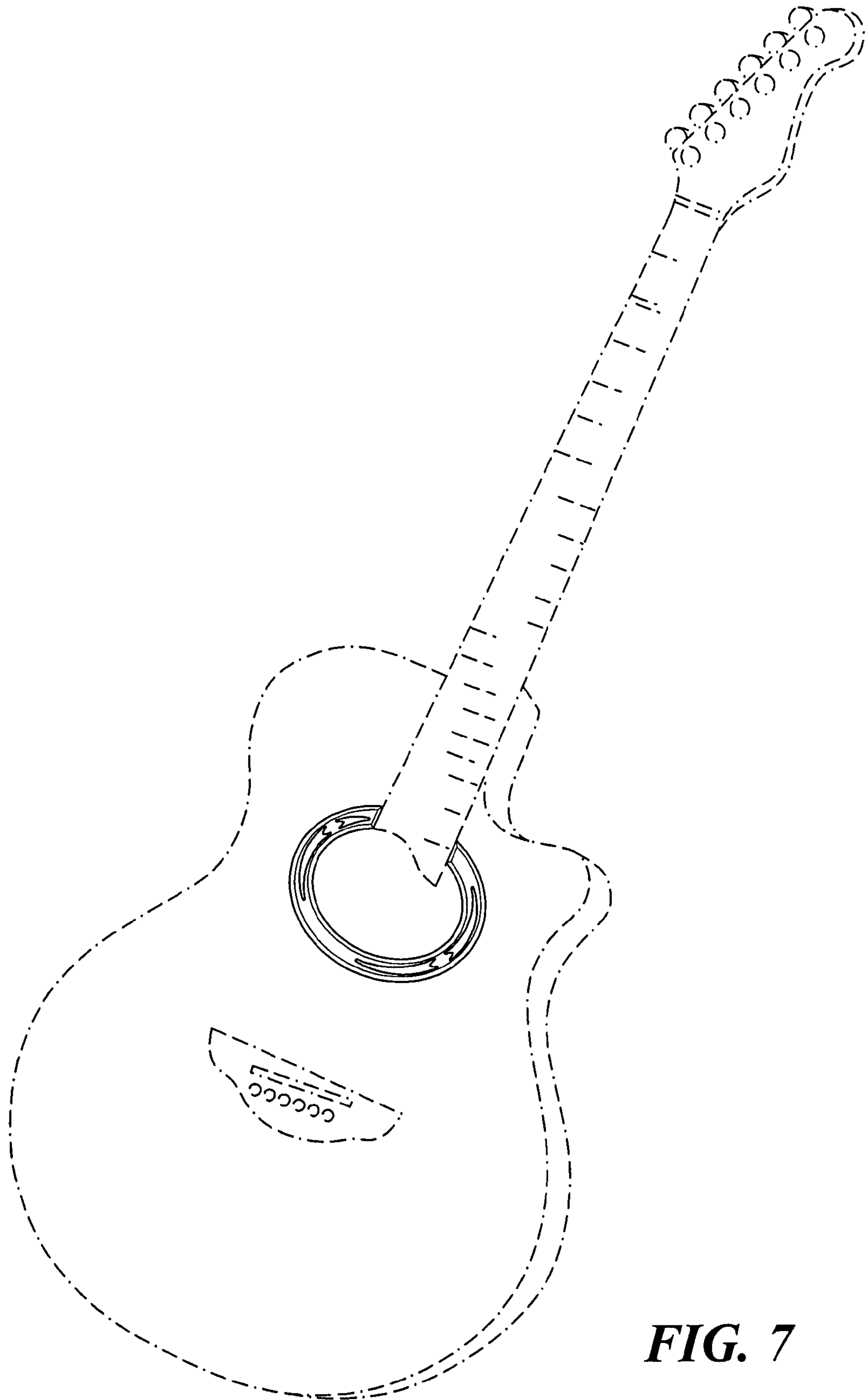
***FIG. 4***



**FIG. 5**



**FIG. 6**



**FIG. 7**