

US00D563443S

(12) **United States Design Patent**
Ahn et al.

(10) **Patent No.:** **US D563,443 S**
(45) **Date of Patent:** **** Mar. 4, 2008**

(54) **PUBLIC SERVICE ROBOT**

(75) Inventors: **Sung Jin Ahn**, Seoul (KR); **Yeon Taek Oh**, Yeongin-si (KR); **Ki Cheol Park**, Hwaseong-si (KR); **Yong Jae Kim**, Seoul (KR); **Won Jun Koh**, Yongin-si (KR); **Sung Ha Kim**, Seoul (KR)

(73) Assignee: **Samsung Electronics Co., Ltd.**, Suwon-Si (KR)

(**) Term: **14 Years**

(21) Appl. No.: **29/287,064**

(22) Filed: **Jun. 22, 2007**

(30) **Foreign Application Priority Data**

Dec. 29, 2006 (KR) 30-2006-0052027

(51) **LOC (8) Cl.** **15-99**

(52) **U.S. Cl.** **D15/199**

(58) **Field of Classification Search** D15/199;
D20/10, 16, 18, 20, 21, 25, 31, 39, 99; D21/578-583,
D21/593, 594, 621, 622; 180/8.6; 318/568.12,
318/568.2; 364/424.02; 446/268-274, 279,
446/280, 285, 289-292, 294, 297-303, 353-355,
446/376-384

See application file for complete search history.

(56) **References Cited**

U.S. PATENT DOCUMENTS

3,728,815	A *	4/1973	Tomiyama	446/291
D290,032	S *	5/1987	Horiuchi	D21/578
D293,344	S *	12/1987	Shiraishi	D21/578
4,717,364	A *	1/1988	Furukawa	446/354
D298,766	S *	11/1988	Tanno et al.	D21/578

D326,282	S *	5/1992	Spoljaric	D20/10
5,324,948	A *	6/1994	Dudar et al.	250/379
6,430,475	B2 *	8/2002	Okamoto et al.	318/568.12
6,604,021	B2 *	8/2003	Imai et al.	318/568.12
7,171,286	B2 *	1/2007	Wang et al.	318/568.12
D549,756	S *	8/2007	Park et al.	D15/199
2005/0216126	A1 *	9/2005	Koselka et al.	700/245
2006/0149419	A1 *	7/2006	Ogawa et al.	700/245
2007/0132419	A1 *	6/2007	Hashimoto et al.	318/568.12

* cited by examiner

Primary Examiner—Antoine D. Davis

Assistant Examiner—Patricia Palasik

(74) *Attorney, Agent, or Firm*—Staas & Halsey LLP

(57) **CLAIM**

The ornamental design for a public service robot, as shown and described.

DESCRIPTION

FIG. 1 is a perspective view of a public service robot;
 FIG. 2 is a front view of the public service robot of FIG. 1;
 FIG. 3 is a rear view of the public service robot of FIG. 1;
 FIG. 4 is a left-side view of the public service robot of FIG. 1;
 FIG. 5 is a right-side view of the public service robot of FIG. 1;
 FIG. 6 is a top plan view of the public service robot of FIG. 1;
 FIG. 7 is a bottom plan view of the public service robot of FIG. 1; and,
 FIG. 8 is a rear perspective view of the public service robot of FIG. 1.

1 Claim, 7 Drawing Sheets

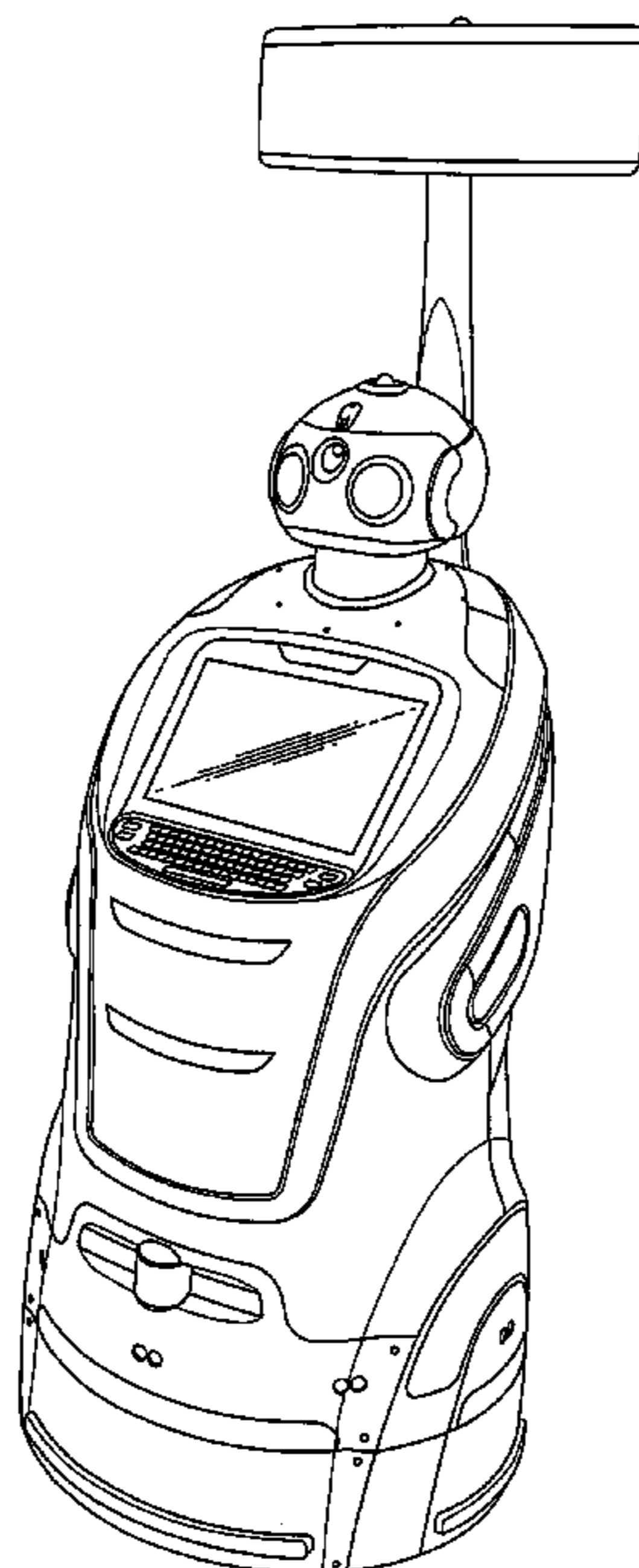


FIG. 1

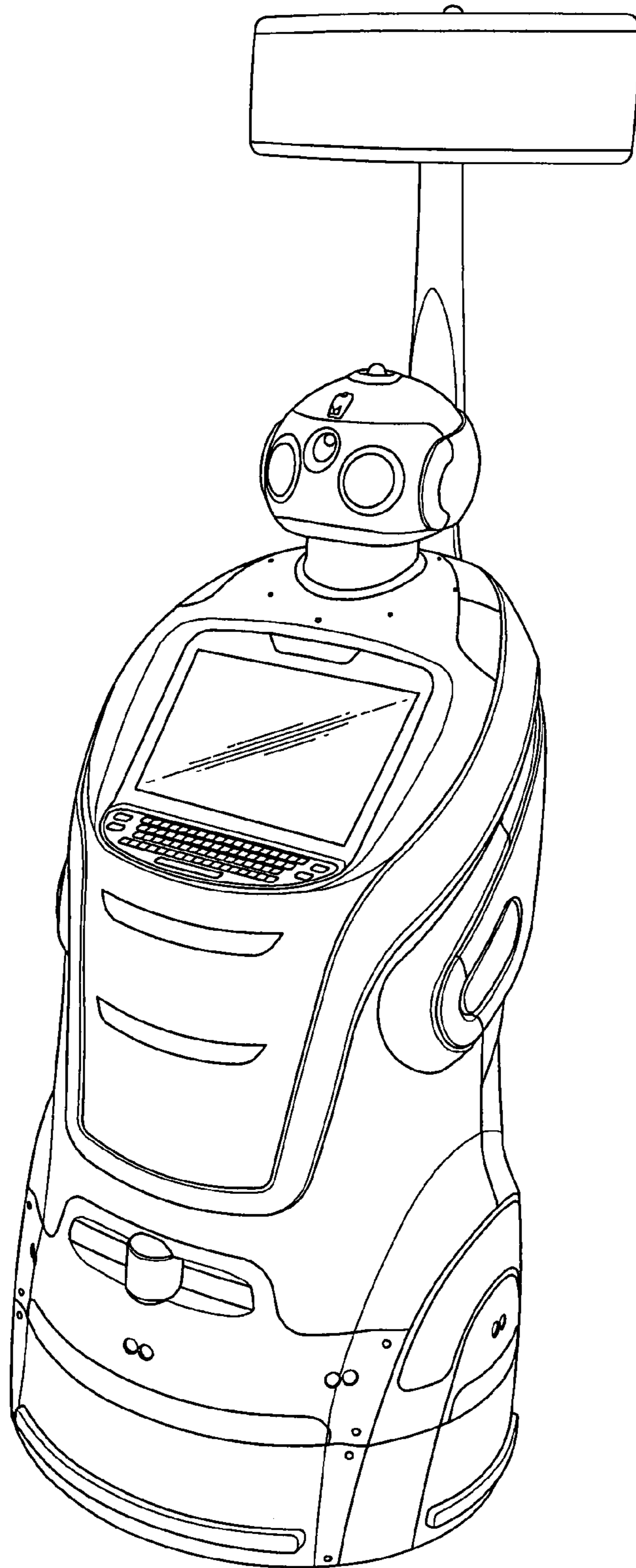


FIG. 2

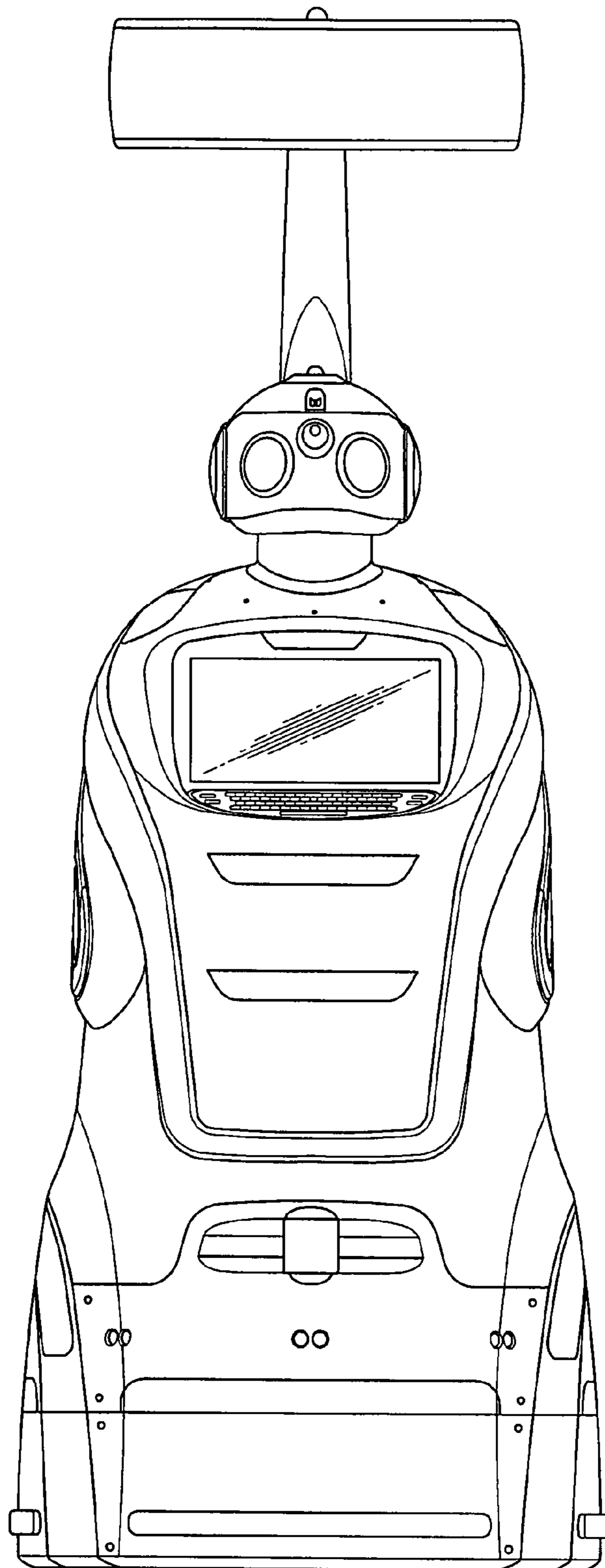


FIG. 3

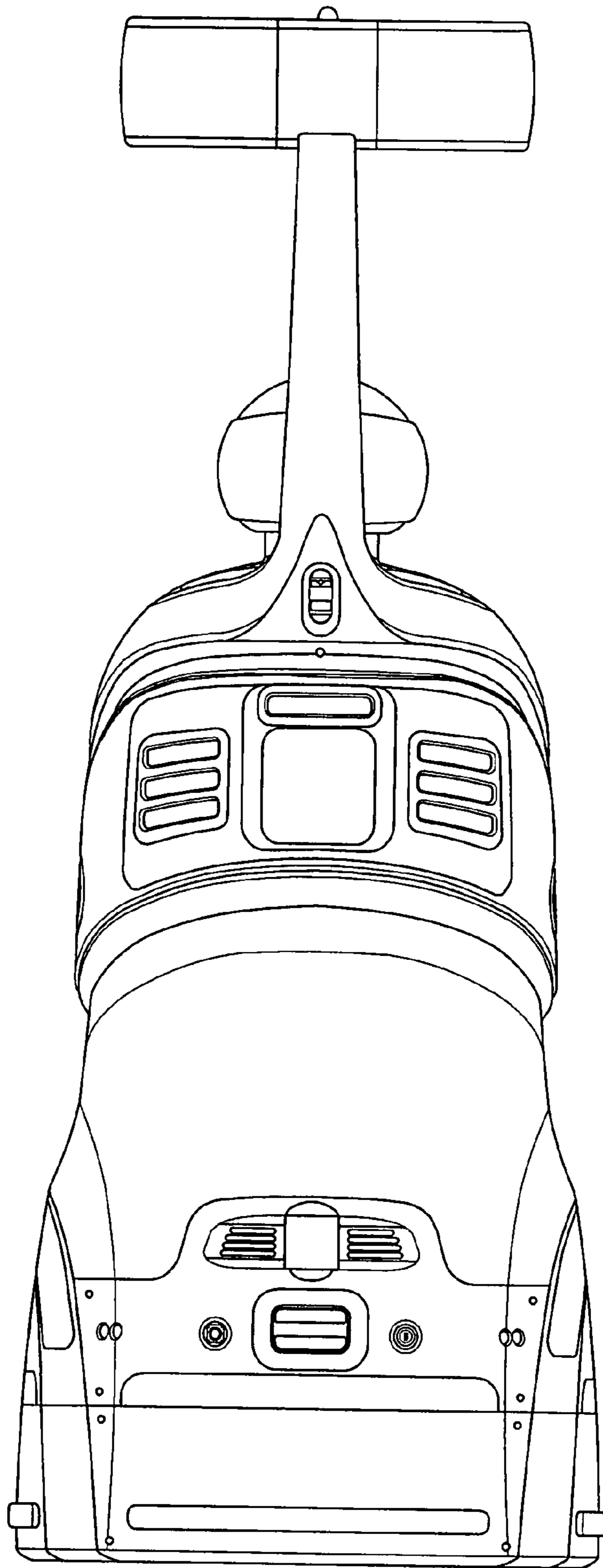


FIG. 4

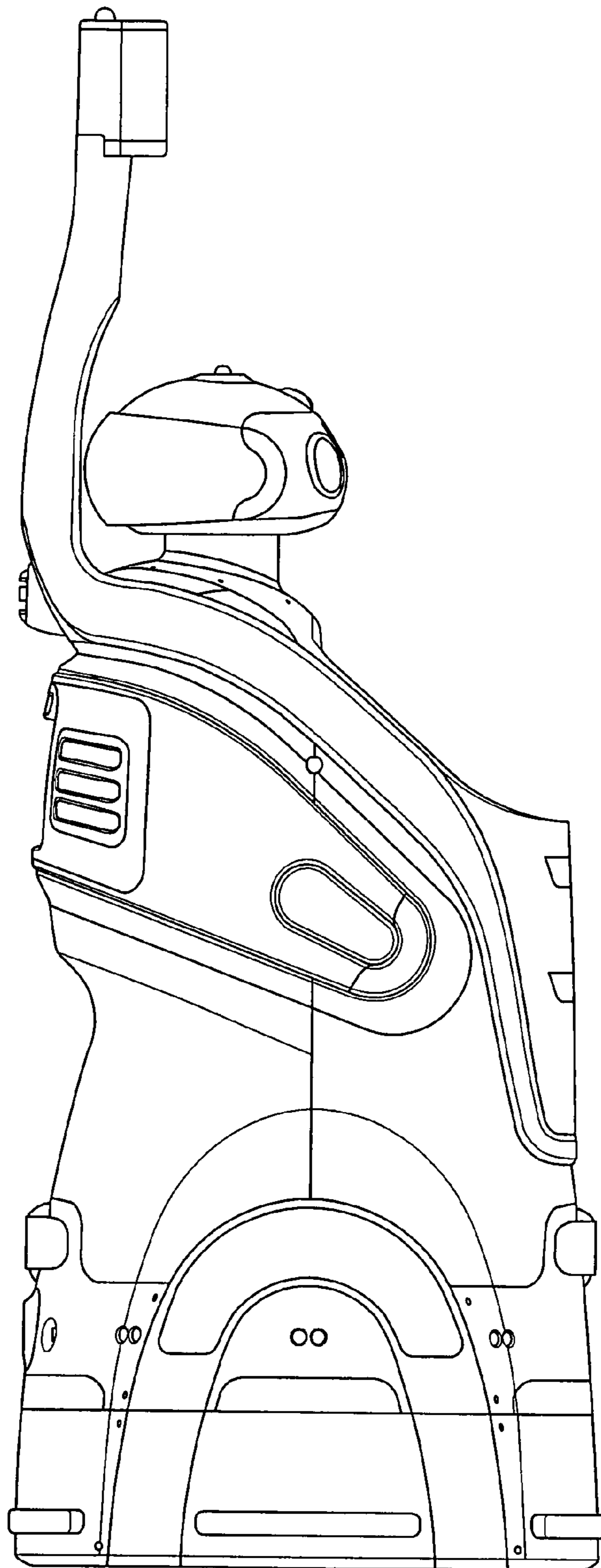


FIG. 5

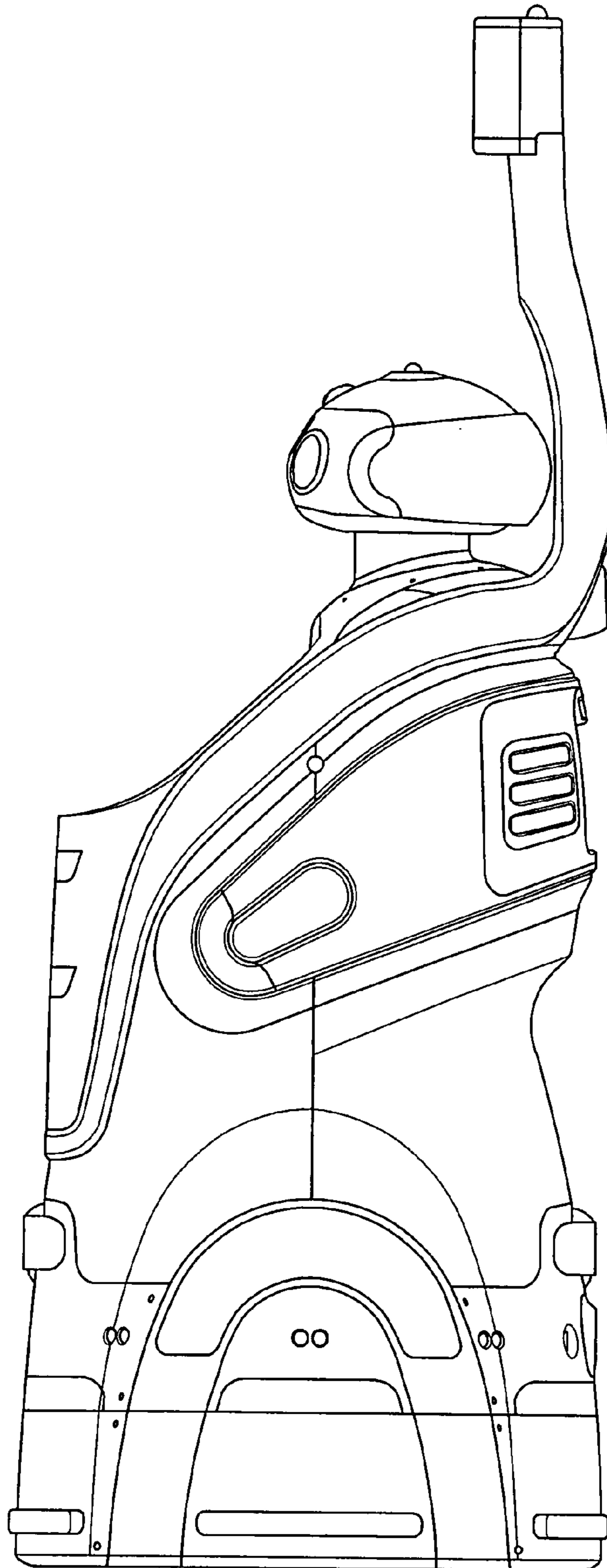


FIG. 6

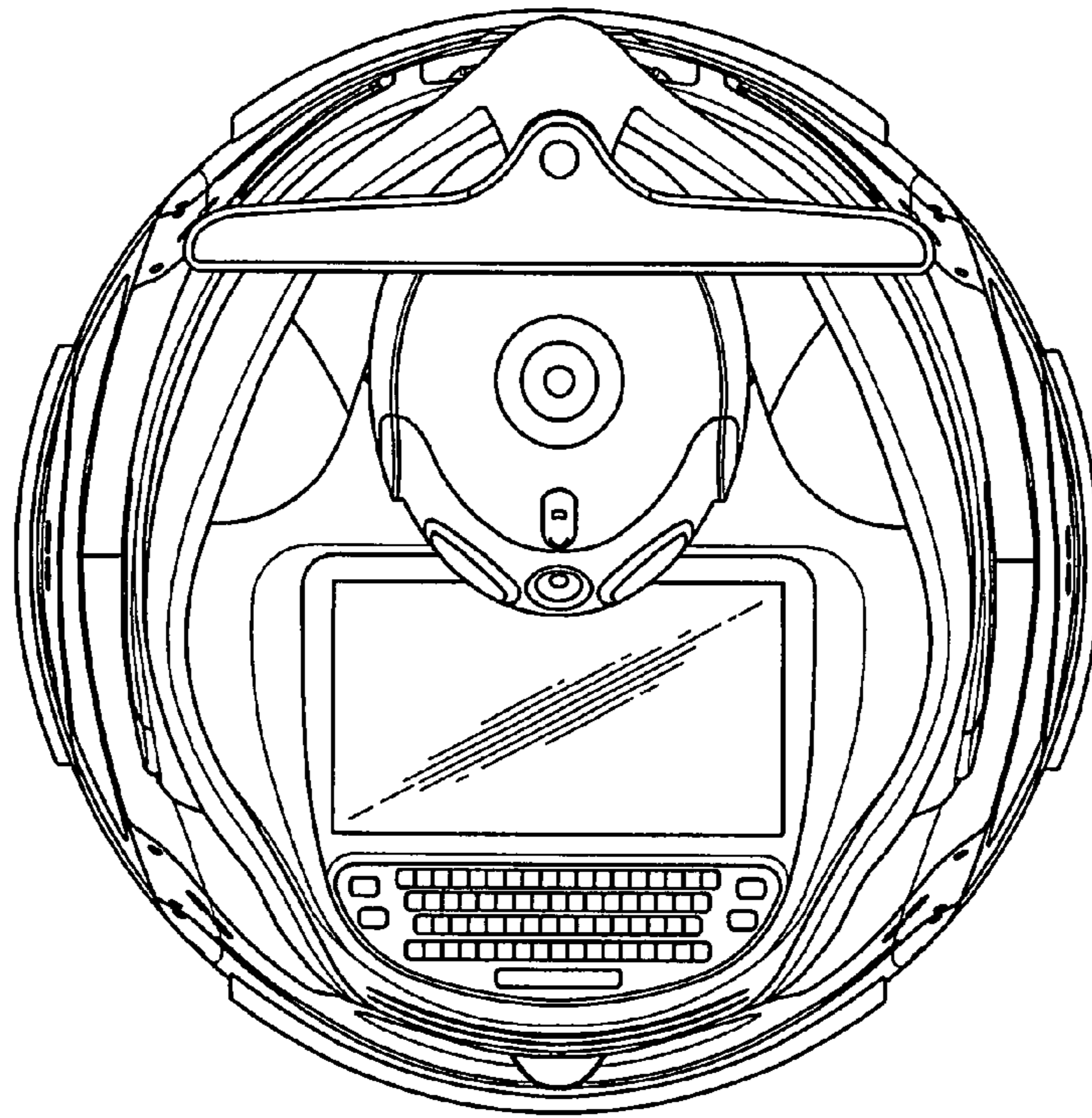


FIG. 7

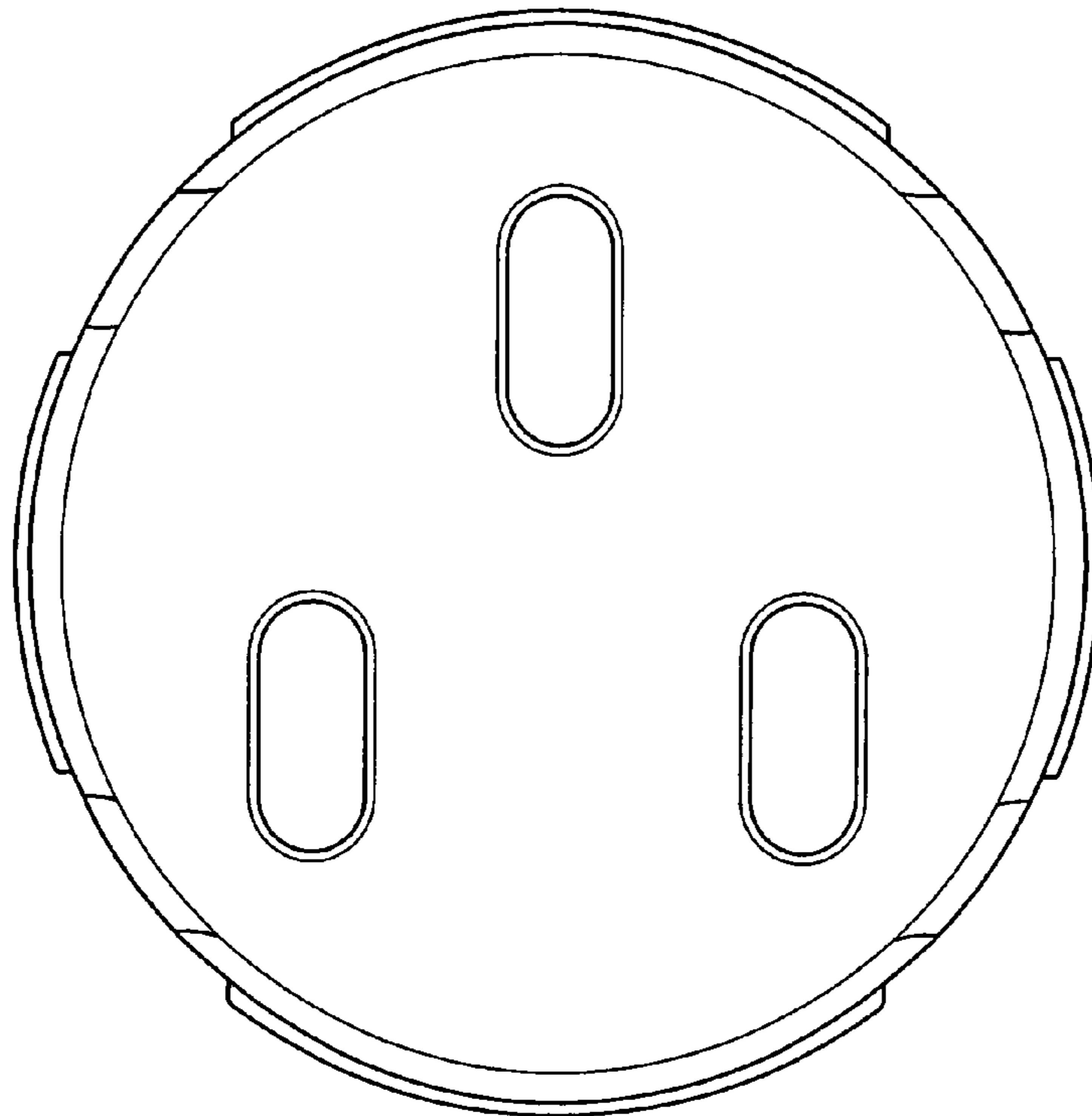


FIG. 8

