

US00D563442S

(12) **United States Design Patent**
Pinchot

(10) **Patent No.:** **US D563,442 S**

(45) **Date of Patent:** **** *Mar. 4, 2008**

(54) **EXTRUDER PLATE FOR GENERALLY TRIANGULAR SHAPED EXTRUDER INSERTS**

4,812,276 A * 3/1989 Chao 264/209.8
4,846,657 A * 7/1989 Chao 425/190
D311,304 S * 10/1990 Virk D7/672

(75) Inventor: **James M. Pinchot**, Parma, OH (US)

(Continued)

(73) Assignee: **JMP Industries, Inc.**, Cleveland, OH (US)

FOREIGN PATENT DOCUMENTS

EP 556006-001/013 8/1993

(*) Notice: This patent is subject to a terminal disclaimer.

(Continued)

(**) Term: **14 Years**

OTHER PUBLICATIONS

U.S. Appl. No. 60/548,693, filed Feb. 27, 2004, Pinchot.

(21) Appl. No.: **29/285,100**

(Continued)

(22) Filed: **Mar. 21, 2007**

Primary Examiner—Gary D. Watson

Assistant Examiner—Patricia Palasik

(51) **LOC (8) Cl.** **15-99**

(52) **U.S. Cl.** **D15/199; D15/139**

(58) **Field of Classification Search** D7/368,
D7/387, 665, 672, 676, 677; D15/138, 139,
D15/199; D21/398, 401, 444, 468, 483,
D21/488, 501–503, 563, 680; 264/117.12,
264/209.1, 209.8; 366/76.1, 149; 425/190,
425/208, 380

(74) *Attorney, Agent, or Firm*—Fay Sharpe LLP; Brian E. Turung

See application file for complete search history.

(57) **CLAIM**

The ornamental design for an extruder plate for generally triangular shaped extruder inserts, as shown and described.

(56) **References Cited**

DESCRIPTION

U.S. PATENT DOCUMENTS

- 3,303,247 A * 2/1967 Carter et al. 264/209.8
- 3,412,694 A * 11/1968 Hewett et al. 425/380
- 3,690,806 A * 9/1972 Kovacs 425/380
- 3,790,654 A * 2/1974 Bagley 264/209.1
- 3,911,070 A * 10/1975 Lundsager 264/209.1
- 3,933,965 A * 1/1976 Gallone et al. 264/209.1
- D241,565 S * 9/1976 Molenaar D21/444
- 4,293,357 A 10/1981 Higuchi et al.
- 4,354,820 A * 10/1982 Yamamoto et al. 264/209.8
- 4,738,735 A 4/1988 Joncker et al.
- 4,747,986 A * 5/1988 Chao 264/209.8
- 4,767,309 A * 8/1988 Mizuno et al. 264/209.1

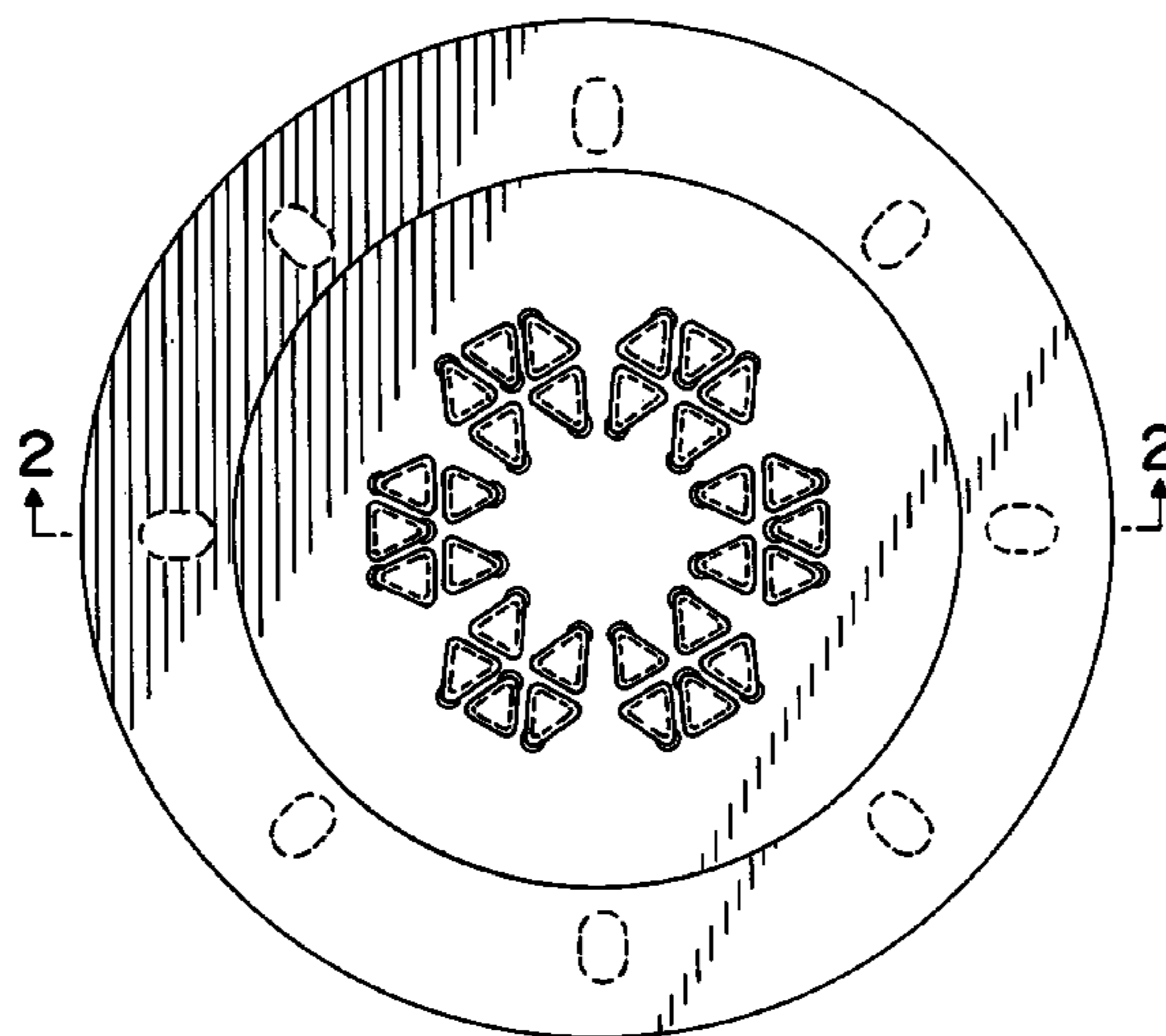
FIG. 1 is a top plan view of an extruder plate for generally triangular shaped extruder inserts showing my new design;

FIG. 2 is a cross-sectional view along line 2—2 of FIG. 1; and,

FIG. 3 is an enlarged view of one triangular die insert opening.

The broken line showing of the extruder plate for generally triangular shaped extruder inserts is included for the purpose of illustrating portions of the extruder plate for generally triangular shaped extruder inserts and forms no part of the claimed design. The broken diagonal lines indicate the sectional portion.

1 Claim, 1 Drawing Sheet



US D563,442 S

Page 2

U.S. PATENT DOCUMENTS

5,882,782 A 3/1999 Tsubone
5,938,992 A 8/1999 Hamanaka et al.
5,972,254 A 10/1999 Sander
D421,555 S * 3/2000 Duhamel D7/665
6,045,764 A 4/2000 Iizuka et al.
6,156,698 A 12/2000 Iida et al.
6,162,524 A 12/2000 Patchett et al.
D435,759 S * 1/2001 Durbin et al. D7/387
6,206,675 B1 3/2001 BeVier
D442,612 S 5/2001 Pinchot
D444,487 S 7/2001 Pinchot
D446,794 S 8/2001 Pinchot
D450,732 S 11/2001 Pinchot
D452,257 S 12/2001 Pinchot
6,345,972 B1 * 2/2002 Guillemette 425/380
6,413,595 B1 * 7/2002 Schirmer 264/172.15
D469,116 S 1/2003 Pinchot
D469,117 S 1/2003 Pinchot
D469,452 S 1/2003 Pinchot
D469,453 S 1/2003 Pinchot
D469,454 S 1/2003 Pinchot
D470,869 S 2/2003 Pinchot
D470,870 S 2/2003 Pinchot
D472,252 S 3/2003 Pinchot
D475,096 S * 5/2003 Manville D21/488
D485,286 S 1/2004 Pinchot
D494,198 S 8/2004 Pinchot
D496,377 S 9/2004 Pinchot
D497,376 S 10/2004 Pinchot
D523,452 S 6/2006 Pinchot
D531,197 S 10/2006 Pinchot
D534,562 S 1/2007 Pinchot
D550,783 S * 9/2007 Glickman D21/488
2001/0008642 A1 7/2001 Meyer
2004/0022886 A1 2/2004 Sagar

FOREIGN PATENT DOCUMENTS

EP 000556022 8/1993
EP 556022-01/04 8/1993
EP 556030-01/04 8/1993

OTHER PUBLICATIONS

U.S. Appl. No. 11/062,220, filed Feb. 18, 2005, Pinchot.
U.S. Appl. No. 29/242,613, filed Nov. 10, 2005, Pinchot.

U.S. Appl. No. 29/242,779, filed Nov. 15, 2005, Pinchot.
U.S. Appl. No. 29/242,881, filed Nov. 15, 2005, Pinchot.
U.S. Appl. No. 29/263,182, filed Jul. 14, 2006, Pinchot.
U.S. Appl. No. 29/263,183, filed Jul. 14, 2006, Pinchot.
U.S. Appl. No. 29/263,184, filed Jul. 14, 2006, Pinchot.
U.S. Appl. No. 29/263,185, filed Jul. 14, 2006, Pinchot.
U.S. Appl. No. 29/263,364, filed Jul. 14, 2006, Pinchot.
U.S. Appl. No. 11/651,063, filed Jan. 8, 2007, Pinchot.
U.S. Appl. No. 29/272,847, filed Feb. 20, 2007, Pinchot.
U.S. Appl. No. 29/285,075, filed Mar. 21, 2007, Pinchot.
U.S. Appl. No. 29/285,076, filed Mar. 21, 2007, Pinchot.
U.S. Appl. No. 29/285,077, filed Mar. 21, 2007, Pinchot.
U.S. Appl. No. 29/285,078, filed Mar. 21, 2007, Pinchot.
U.S. Appl. No. 29/285,079, filed Mar. 21, 2007, Pinchot.
U.S. Appl. No. 29/285,080, filed Mar. 21, 2007, Pinchot.
U.S. Appl. No. 29/285,081, filed Mar. 21, 2007, Pinchot.
U.S. Appl. No. 29/285,082, filed Mar. 21, 2007, Pinchot.
U.S. Appl. No. 29/285,083, filed Mar. 21, 2007, Pinchot.
U.S. Appl. No. 29/285,084, filed Mar. 21, 2007, Pinchot.
U.S. Appl. No. 29/295,092, filed Mar. 21, 2007, Pinchot.
U.S. Appl. No. 29/285,094, filed Mar. 21, 2007, Pinchot.
U.S. Appl. No. 29/285,095, filed Mar. 21, 2007, Pinchot.
U.S. Appl. No. 29/285,096, filed Mar. 21, 2007, Pinchot.
U.S. Appl. No. 29/285,098, filed Mar. 21, 2007, Pinchot.
U.S. Appl. No. 29/285,099, filed Mar. 21, 2007, Pinchot.
U.S. Appl. No. 29/285,100, filed Mar. 21, 2007, Pinchot.
U.S. Appl. No. 29/285,108, filed Mar. 21, 2007, Pinchot.
U.S. Appl. No. 29/285,101, filed Mar. 21, 2007, Pinchot.
U.S. Appl. No. 29/285,109, filed Mar. 21, 2007, Pinchot.
U.S. Appl. No. 29/285,110, filed Mar. 21, 2007, Pinchot.
U.S. Appl. No. 29/285,111, filed Mar. 21, 2007, Pinchot.
U.S. Appl. No. 29/285,112, filed Mar. 21, 2007, Pinchot.
U.S. Appl. No. 29/285,115, filed Mar. 21, 2007, Pinchot.
U.S. Appl. No. 29/285,116, filed Mar. 21, 2007, Pinchot.
U.S. Appl. No. 29/285,127, filed Mar. 21, 2007, Pinchot.
U.S. Appl. No. 29/285,128, filed Mar. 21, 2007, Pinchot.
U.S. Appl. No. 29/285,130, filed Mar. 21, 2007, Pinchot.
U.S. Appl. No. 29/285,131, filed Mar. 21, 2007, Pinchot.
PCT/US06/005731, filed Feb. 17, 2005.
PCT/US07/000300, filed Jan. 8, 2007.

* cited by examiner

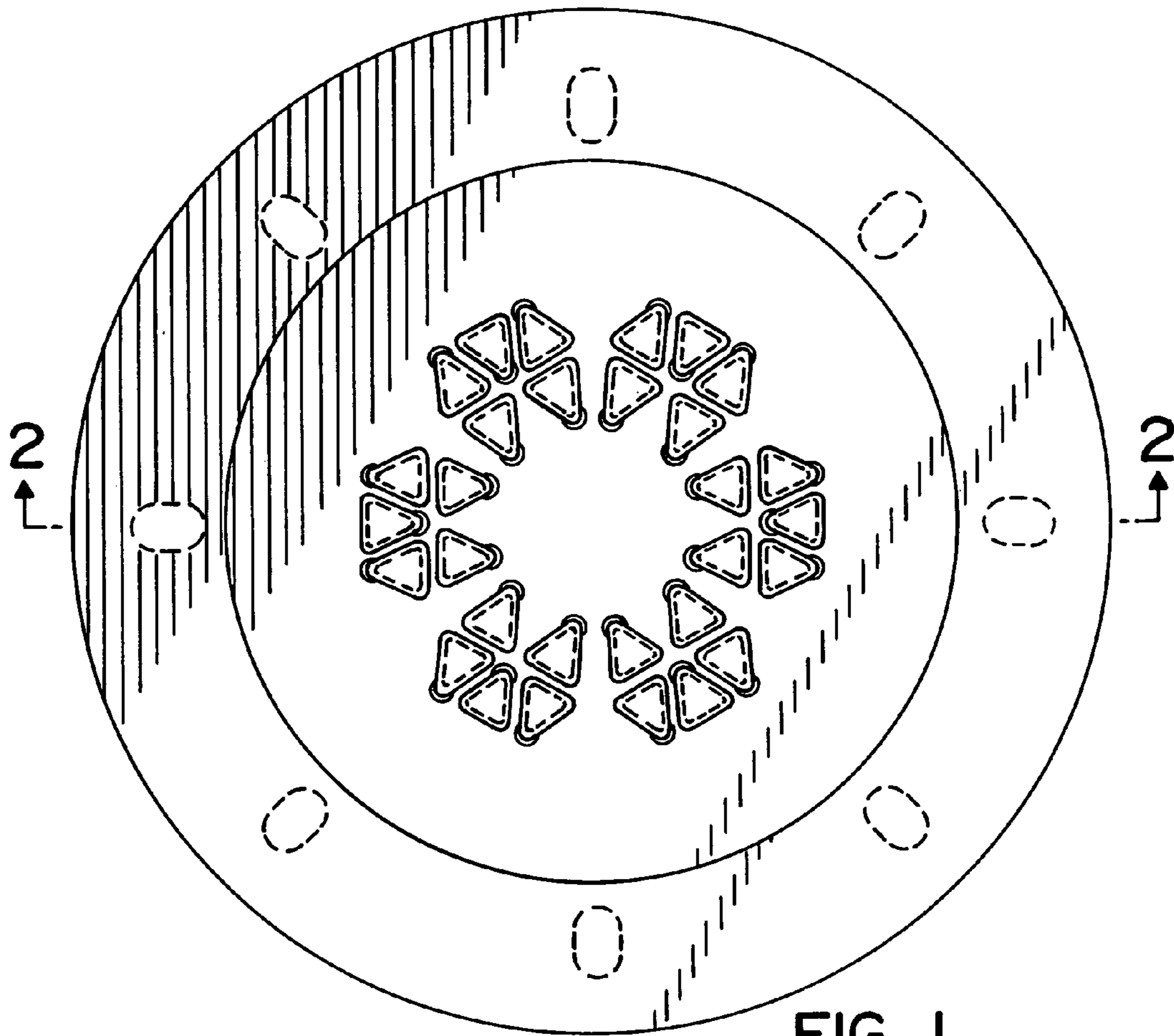


FIG. 1

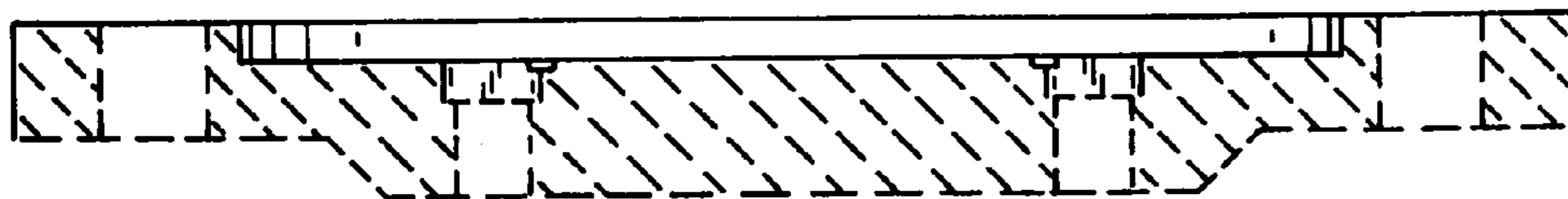


FIG. 2

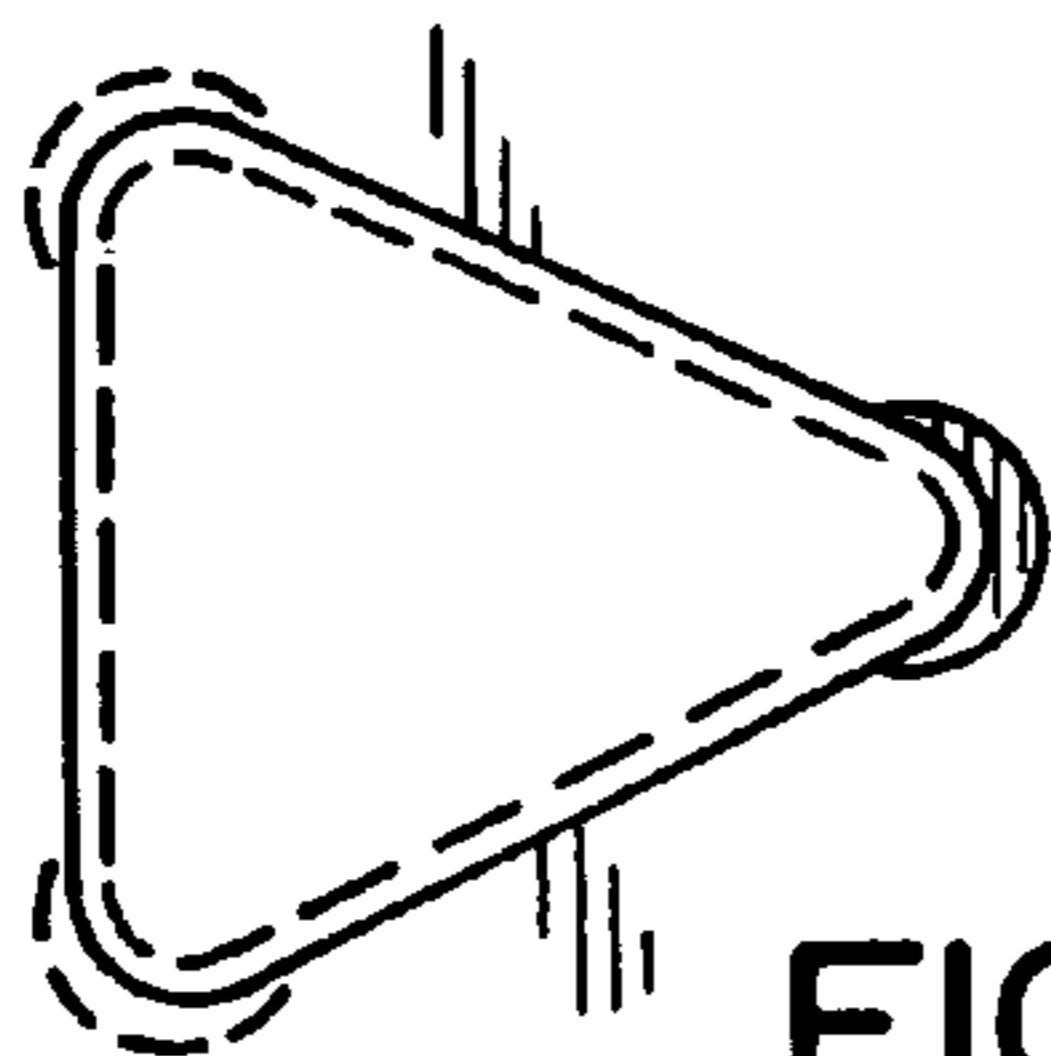


FIG. 3