



US00D563440S

(12) **United States Design Patent**
Ahn

(10) **Patent No.:** **US D563,440 S**

(45) **Date of Patent:** **** Mar. 4, 2008**

(54) **TIP FOR A GRINDING WHEEL**

2006/0275088 A1* 12/2006 Lehto et al. 407/40
2007/0059111 A1* 3/2007 Deitert 407/113

(75) Inventor: **Jang Hyuk Ahn**, Osan (KR)

FOREIGN PATENT DOCUMENTS

(73) Assignee: **Ehwa Diamond Industrial Co., Ltd.**
(KR)

JP D1136978 3/2002

(**) Term: **14 Years**

* cited by examiner

(21) Appl. No.: **29/259,203**

Primary Examiner—Antoine D. Davis

Assistant Examiner—Patricia Palasik

(22) Filed: **May 4, 2006**

(74) *Attorney, Agent, or Firm*—The Webb Law Firm, P.C.

(30) **Foreign Application Priority Data**

Mar. 17, 2006 (KR) 30-2006-0009952

(57) **CLAIM**

The ornamental design for a tip for a grinding wheel, as shown and described.

(51) **LOC (8) Cl.** **15-09**

DESCRIPTION

(52) **U.S. Cl.** **D15/139**

FIG. 1 is the perspective view of the tip for a grinding wheel of the invention;

(58) **Field of Classification Search** D8/70;
D15/126, 127, 131, 138, 139, 140; 83/589,
83/663, 676; 407/40, 114; 451/548–551
See application file for complete search history.

FIG. 2 is a front view thereof (the rear view thereof is a mirror image of this);

FIG. 3 is a left side view thereof;

(56) **References Cited**

U.S. PATENT DOCUMENTS

619,530 A * 2/1899 Atwood 83/663
869,516 A * 10/1907 Powers 83/589
1,506,578 A * 8/1924 Grandahl D15/138
4,457,765 A * 7/1984 Wilson 408/145
4,525,110 A * 6/1985 Stojanovski 407/40
D296,980 S * 8/1988 Chaconas D8/70
4,919,573 A * 4/1990 Tsujimura et al. 407/40
5,921,721 A * 7/1999 Hintze et al. 407/114
6,135,677 A * 10/2000 Fijimoto et al. 407/114
6,149,355 A * 11/2000 Fouquer et al. 407/114
2002/0159846 A1* 10/2002 Horiike et al. 407/114

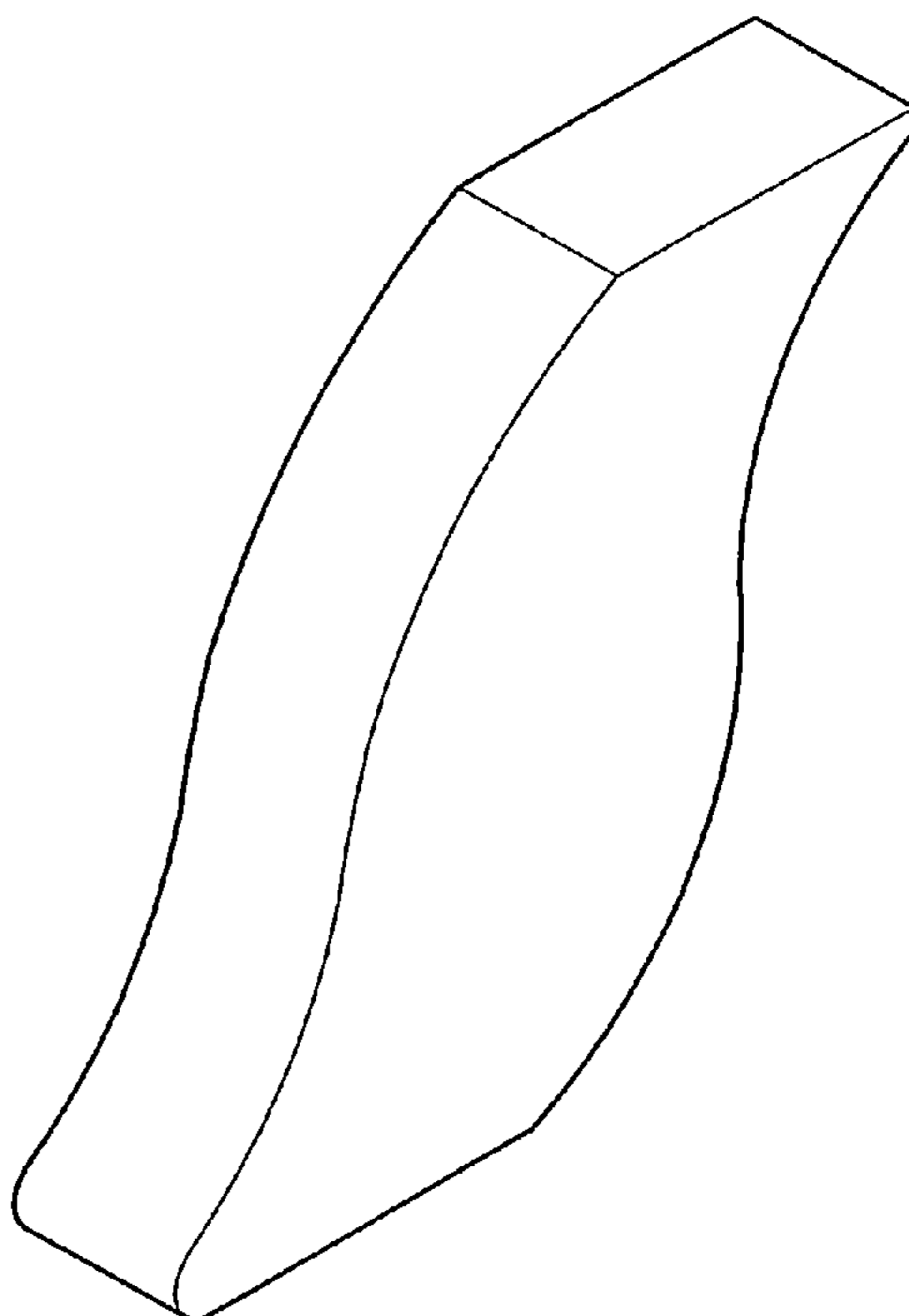
FIG. 4 is a top plan view thereof;

FIG. 5 is a bottom plan view thereof; and,

FIG. 6 is a front view of the invention attached to the shank of a grinding wheel. All of the grinding tips except one are rendered in broken lines, as well as all parts of the shank of the grinding wheel.

The broken line showing of environmental structure, directional placement, and replications of the claimed design are for illustrative purposes only and form no part of the claimed design.

1 Claim, 3 Drawing Sheets



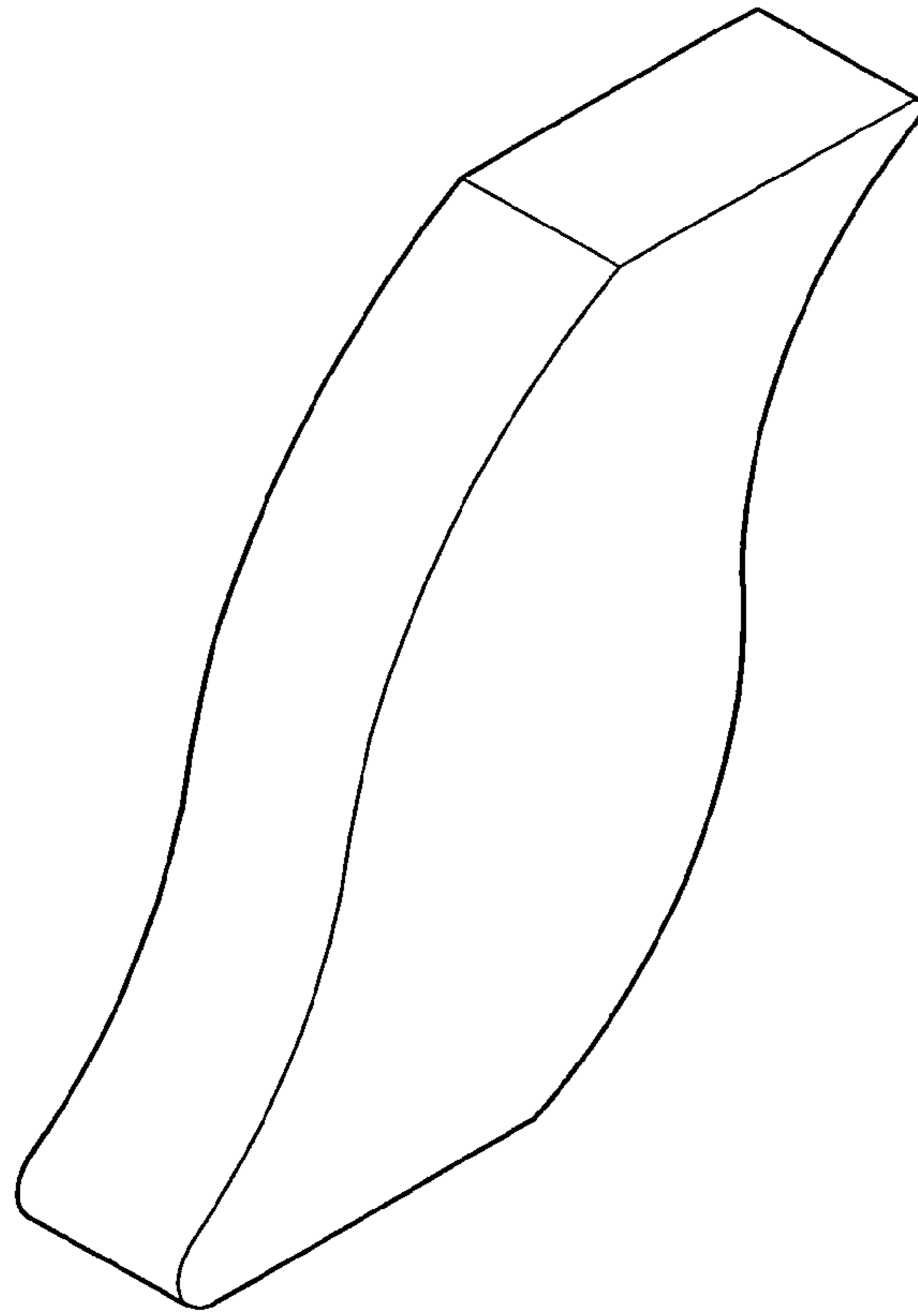


FIG. 1

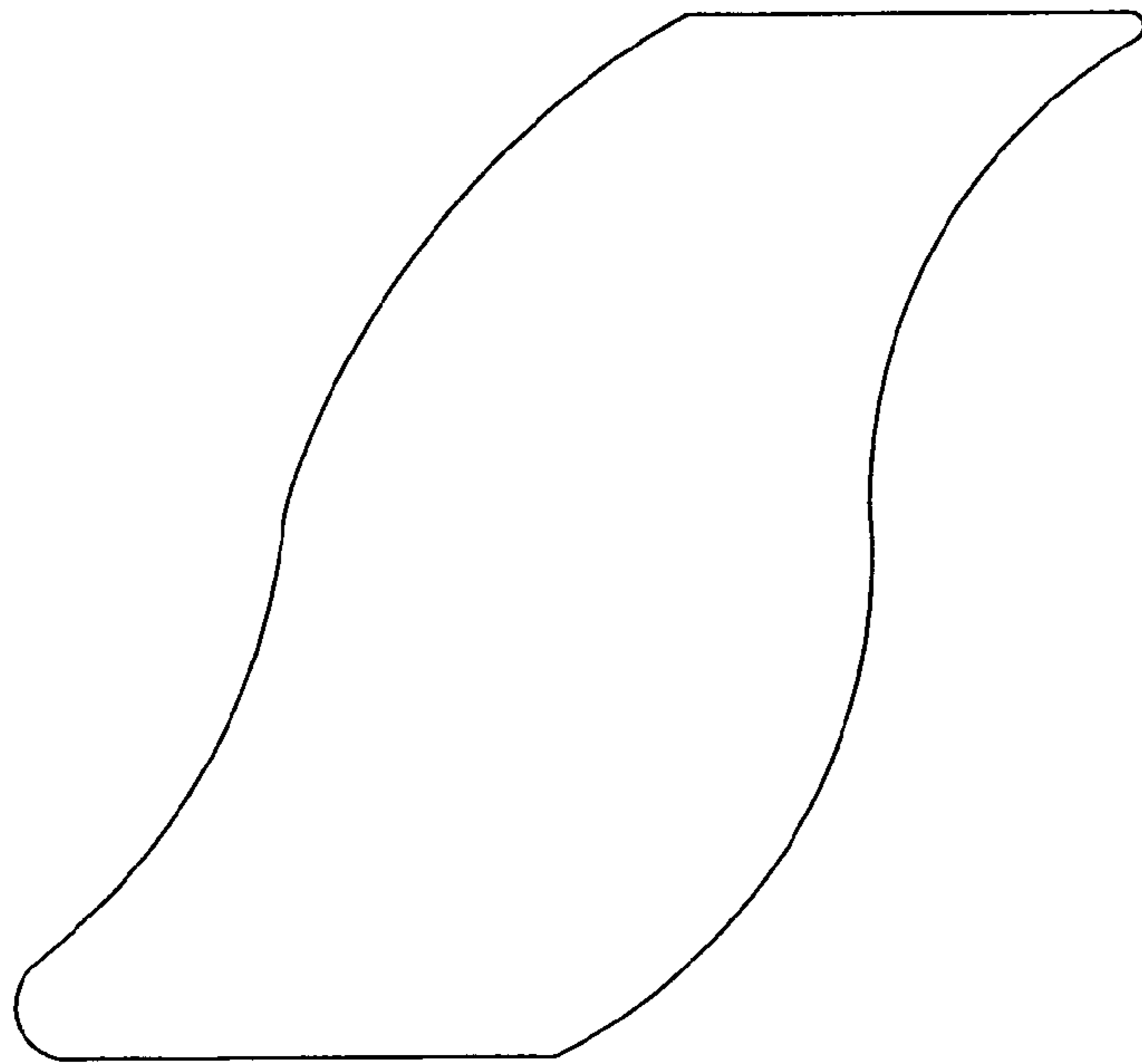


FIG. 2




FIG. 3




FIG. 4

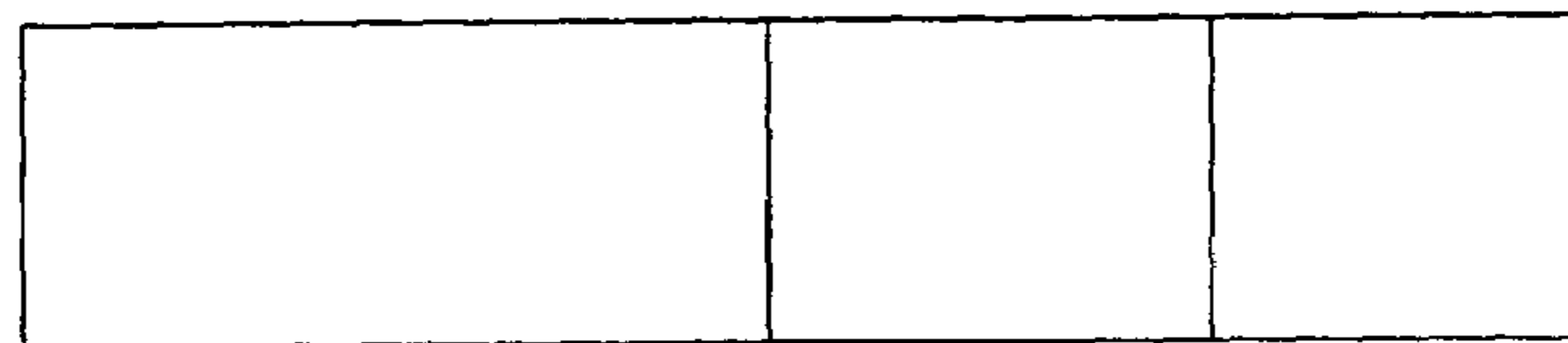


FIG. 5

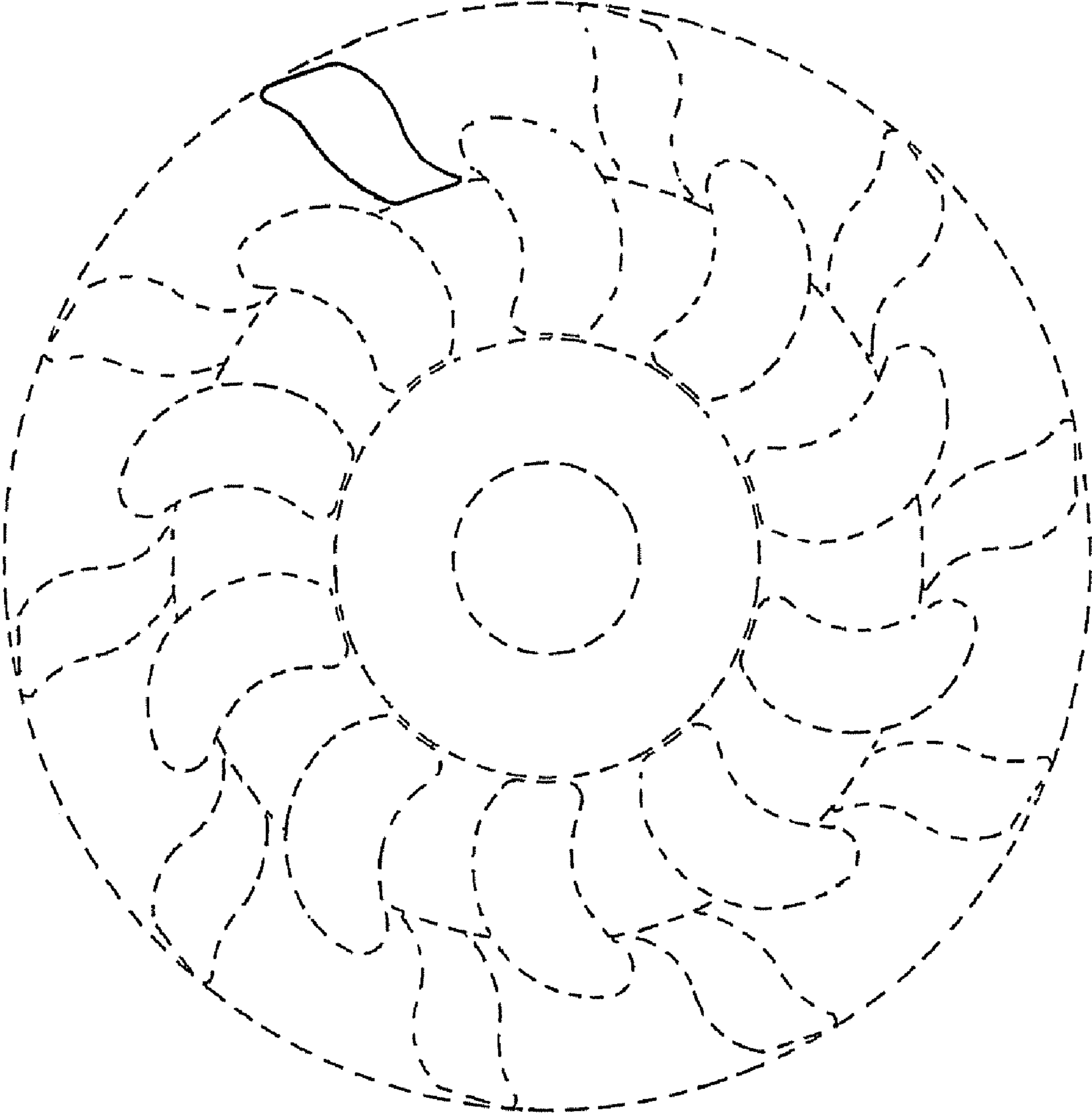


FIG. 6