



US00D563412S

(12) **United States Design Patent**
Faurous

(10) **Patent No.:** **US D563,412 S**
(45) **Date of Patent:** **** Mar. 4, 2008**

(54) **COMBINED COMPUTER MOUSE AND COVER**

(75) Inventor: **Francois Faurous**, Las Vegas, NV (US)

(73) Assignee: **Veho LLC**, Las Vegas, NV (US)

(**) Term: **14 Years**

(21) Appl. No.: **29/289,012**

(22) Filed: **Jun. 28, 2007**

(51) **LOC (8) Cl.** **14-02**

(52) **U.S. Cl.** **D14/408**

(58) **Field of Classification Search** D14/402-410,
D14/417; 235/472.01, 156-167; 365/49;
463/36-38; 200/5 A, 5 R, 6 A, 6 R; 273/148 B
See application file for complete search history.

(56) **References Cited**

U.S. PATENT DOCUMENTS

D359,037 S 6/1995 Siano, Jr.

(Continued)

OTHER PUBLICATIONS

“Golf Mouse”; Shenzhen Mengtao Co., Ltd.; Internet; May 9, 2007
2 pages.

“3D Basketball Mouse”; HiSupplier.com; Internet; May 9, 2007; 2
pages.

Mike Yamamoto; “Mouse Morphs Into A Disco Ball” Internet
article; May 5, 2007; 2 pages.

“USB Optical Golf Mouse, Putter + Mouse Pad”; eBay; Internet;
May 9, 2007; 5 pages.

(Continued)

Primary Examiner—Pamela J. Burgess

(74) *Attorney, Agent, or Firm*—Weide & Miller, Ltd.

(57) **CLAIM**

The ornamental design for a combined computer mouse and
cover, as shown and described.

DESCRIPTION

FIG. 1 is an isometric view of a combined computer mouse
and cover showing my new design;

FIG. 2 is a front view of the combined computer mouse and
cover of FIG. 1;

FIG. 3 is a left side view of the combined computer mouse
and cover of FIG. 1;

FIG. 4 is a rear view of the combined computer mouse and
cover of FIG. 1;

FIG. 5 is a top view of the combined computer mouse and
cover of FIG. 1;

FIG. 6 is bottom view of the combined computer mouse and
cover of FIG. 1;

FIG. 7 is an isometric view of the combined computer
mouse and cover, shown separately for clarity of disclosure;

FIG. 8 is a front view of the combined computer mouse and
cover of FIG. 7;

FIG. 9 is a left side view of the combined computer mouse
and cover of FIG. 7;

FIG. 10 is a rear view of the combined computer mouse and
cover of FIG. 7;

FIG. 11 is a top view of the combined computer mouse and
cover of FIG. 7;

FIG. 12 is bottom view of the combined computer mouse
and cover of FIG. 7;

FIG. 13 is an isometric view of the combined computer
mouse and cover shown separately for clarity of disclosure;

FIG. 14 is a front view of the combined computer mouse and
cover of FIG. 13;


FIG. 15 is a left side view of the combined computer mouse
and cover of FIG. 13;

FIG. 16 is a rear view of the combined computer mouse and
cover of FIG. 13;

FIG. 17 is a top view of the combined computer mouse and
cover of FIG. 13; and,

FIG. 18 is bottom view of the combined computer mouse
and cover of FIG. 13.

1 Claim, 6 Drawing Sheets



US D563,412 S

Page 2

U.S. PATENT DOCUMENTS

D361,559 S 8/1995 Siano, Jr.
D380,210 S 6/1997 Allana et al.
5,833,180 A 11/1998 Baranowski
6,040,539 A 3/2000 Hiegel
D427,599 S 7/2000 Smith et al.
6,099,934 A 8/2000 Held
D430,880 S 9/2000 Smith et al.
D432,130 S 10/2000 Smith et al.
6,187,398 B1 2/2001 Eldridge
6,256,015 B1 * 7/2001 Adler 345/163
D458,260 S 6/2002 Moss et al.
D471,554 S 3/2003 Nybank
D489,374 S * 5/2004 Rueb et al. D14/402
6,896,948 B1 5/2005 Griswold
D506,999 S * 7/2005 Nejigaki D14/408
D508,915 S * 8/2005 Nejigaki D14/408
D519,120 S 4/2006 Valentine

D520,009 S 5/2006 Valentine
D520,010 S * 5/2006 Valentine D14/403
D521,005 S * 5/2006 Lin D14/408
D534,536 S * 1/2007 Matsuoka D14/408
2005/0200604 A1 9/2005 Norman
2005/0231478 A1 10/2005 Keck
2006/0152490 A1 7/2006 Ho

OTHER PUBLICATIONS

“3D Football Optical Mouse”; HiSupplier.com; Internet; May 9, 2007; 1 page.

“Sell Optical Mouse”; Shenzhen Jemico Electronic Co., Ltd.; Internet; May 9, 2007; 2 pages.

“Apple iMac, G3, G4 Original Round Mouse (lime)”; WeLoveMacs.com; Internet; May 9, 2007; 2 pages.

* cited by examiner

FIG. 1




FIG. 2

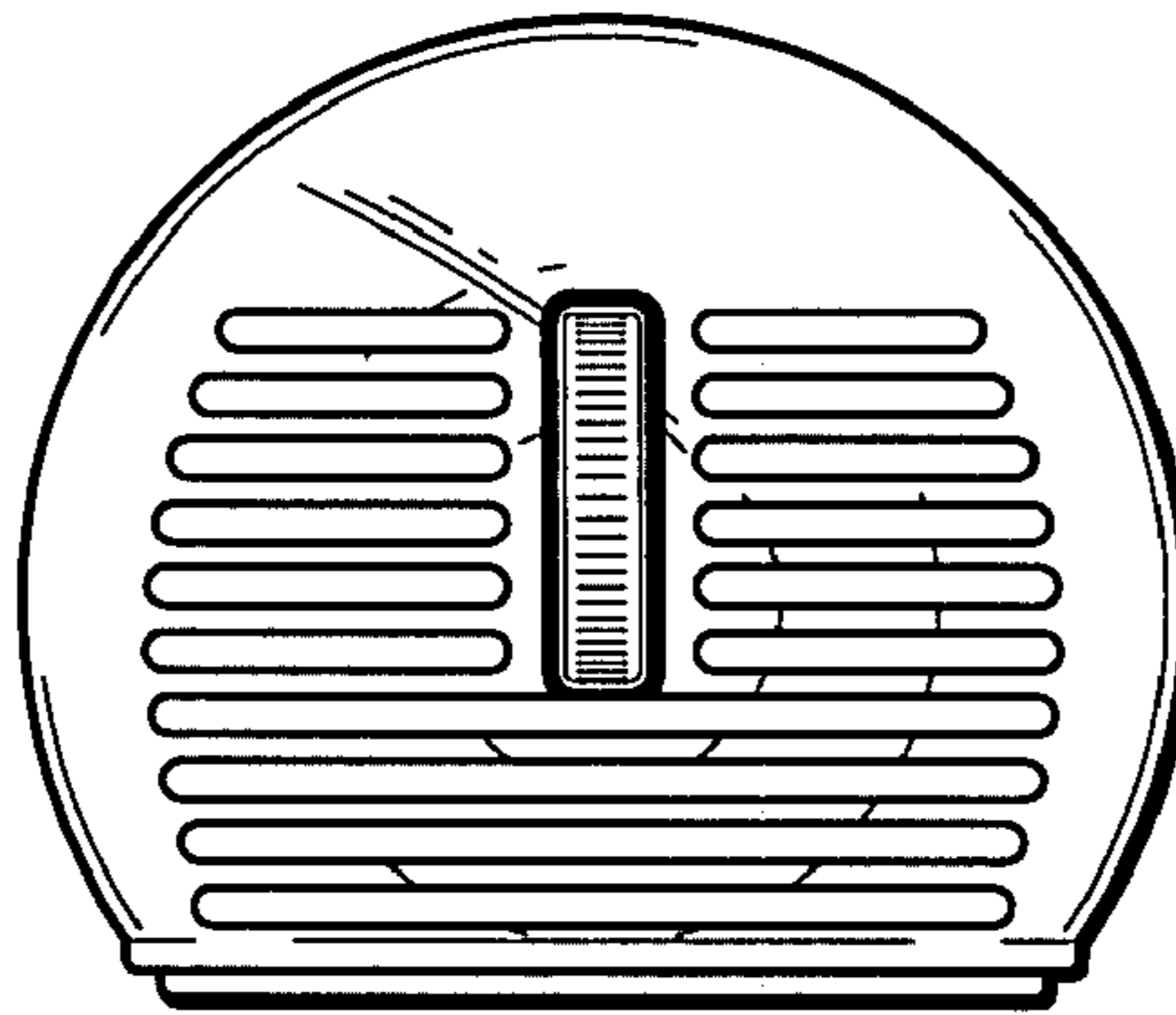


FIG. 3

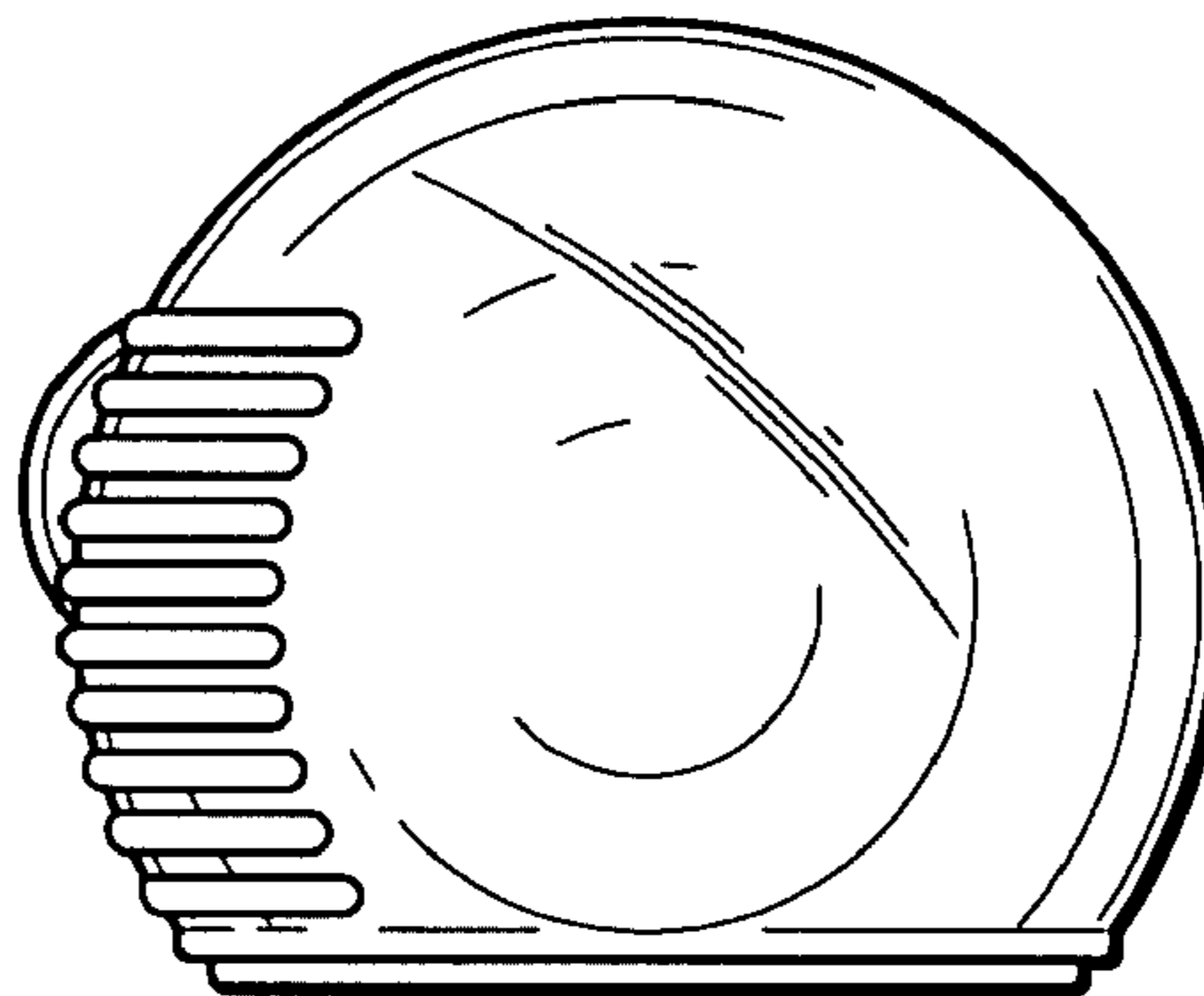


FIG. 4

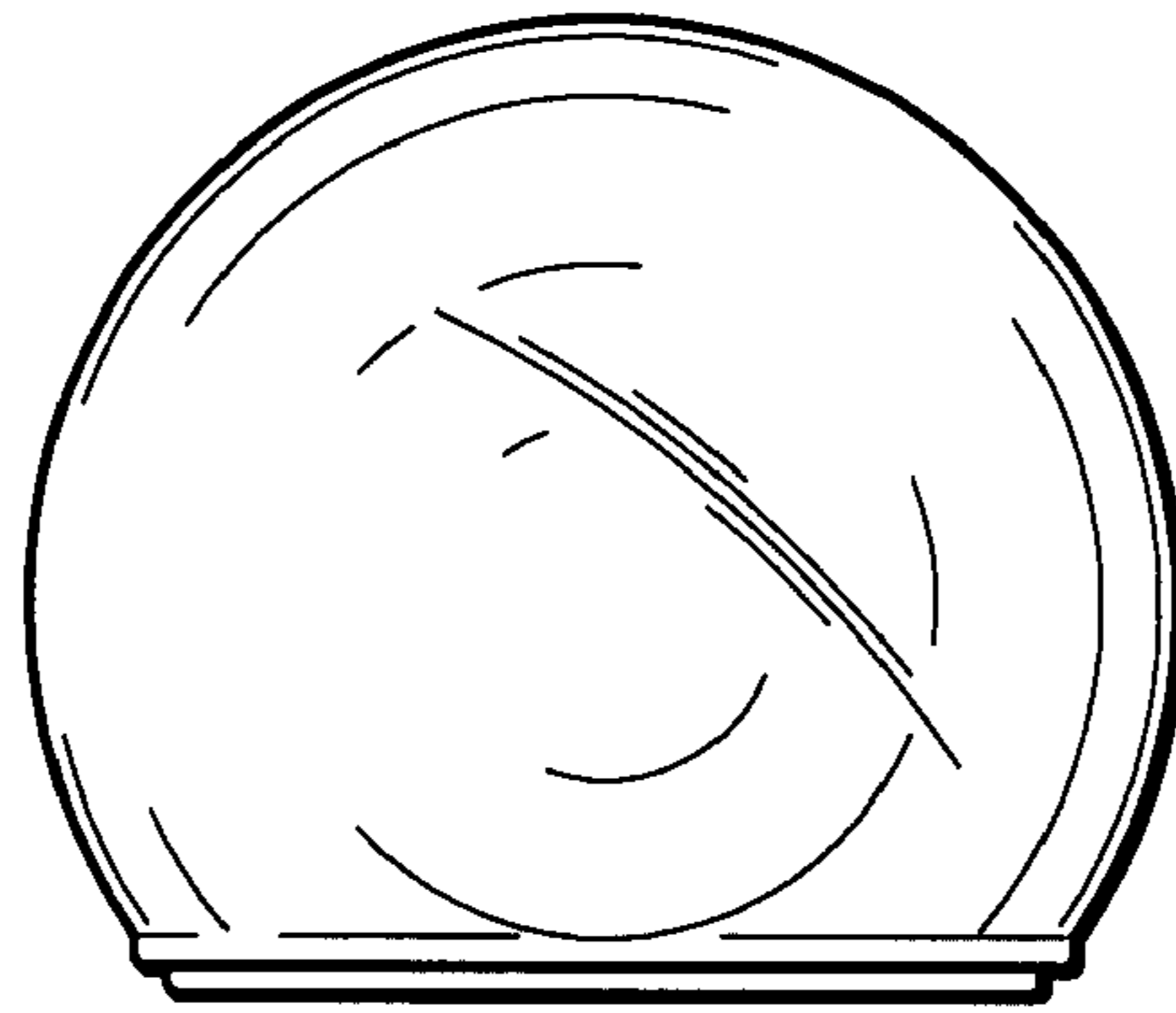


FIG. 5

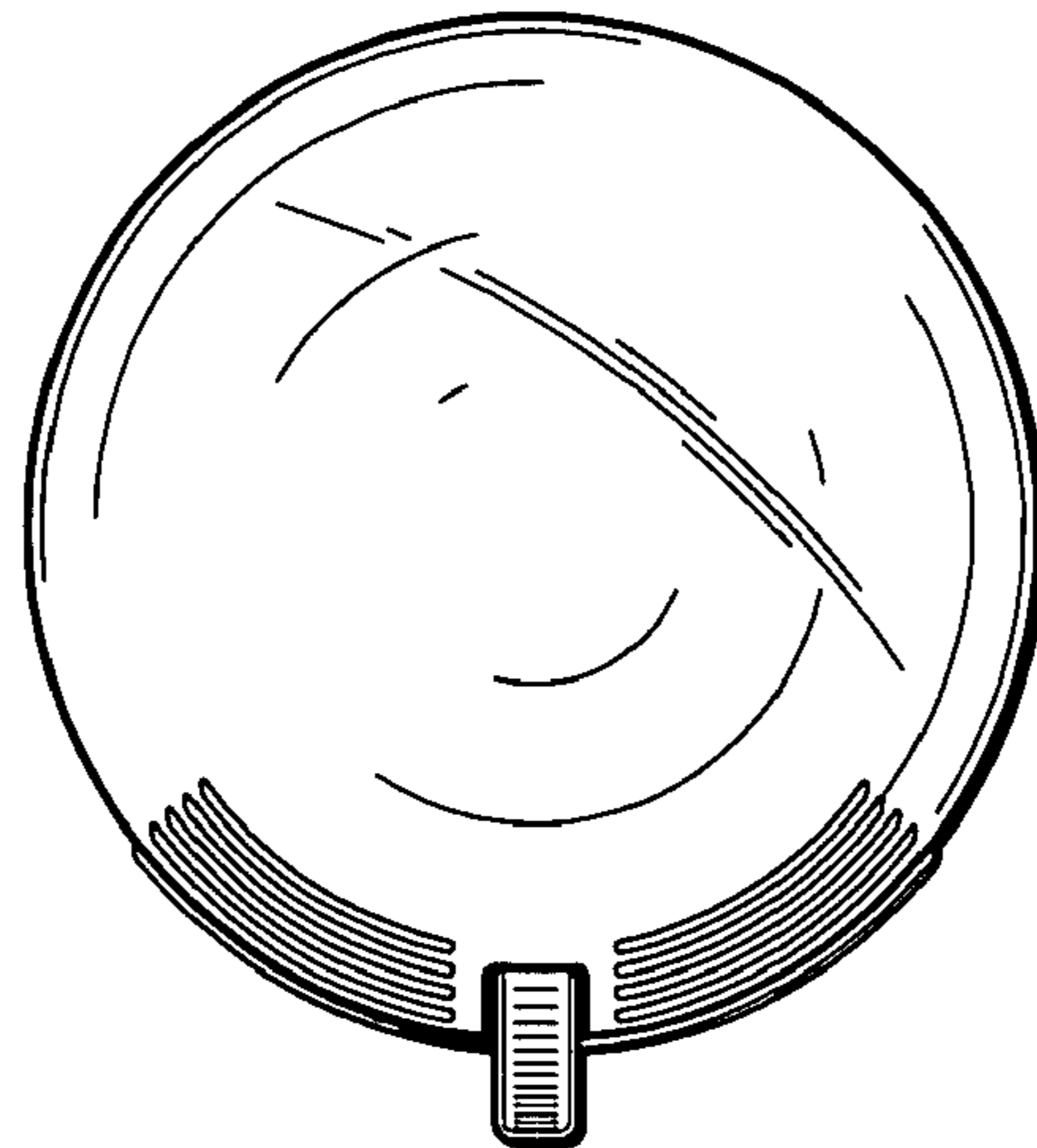


FIG. 6




FIG. 7




FIG. 8

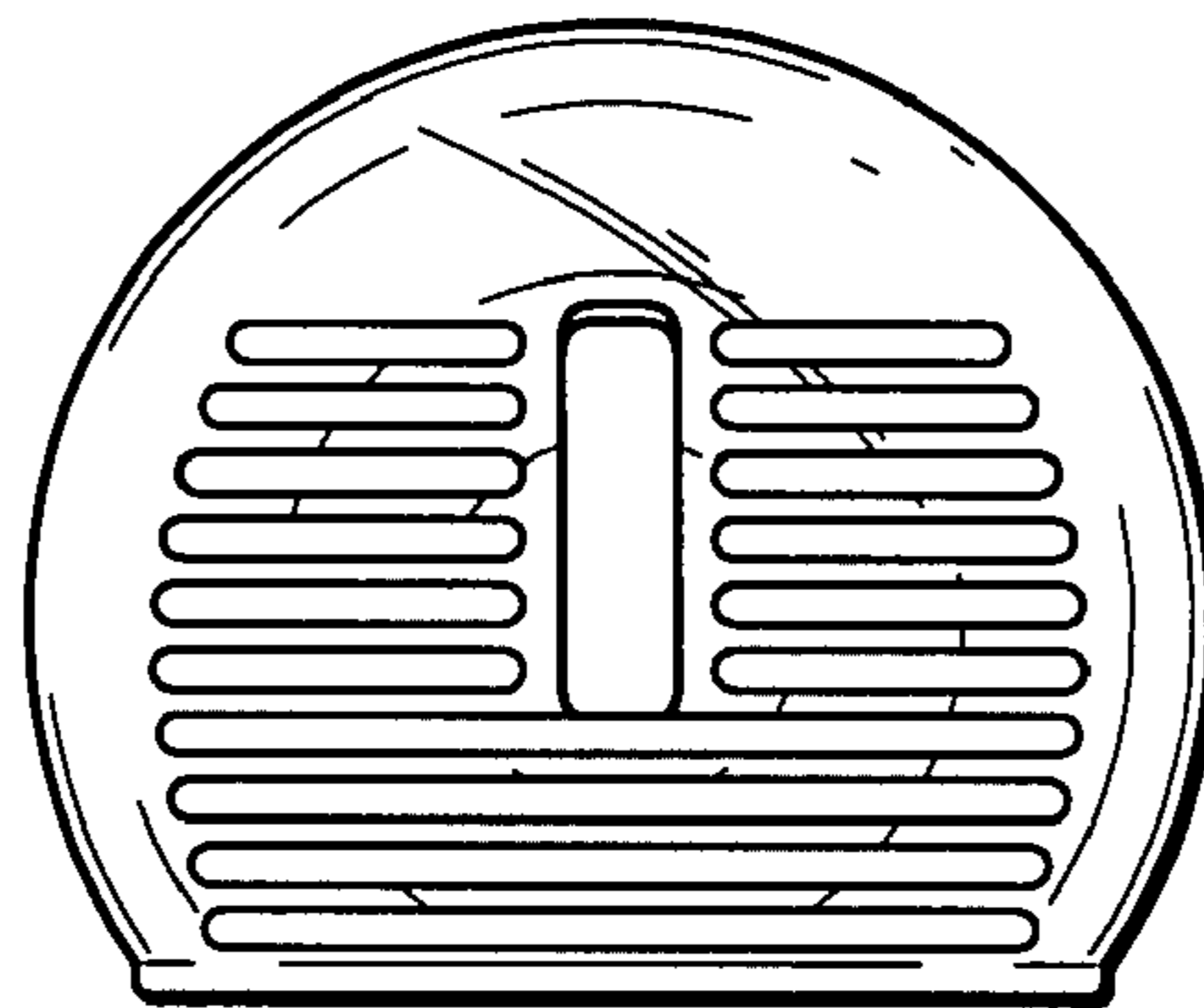


FIG. 9

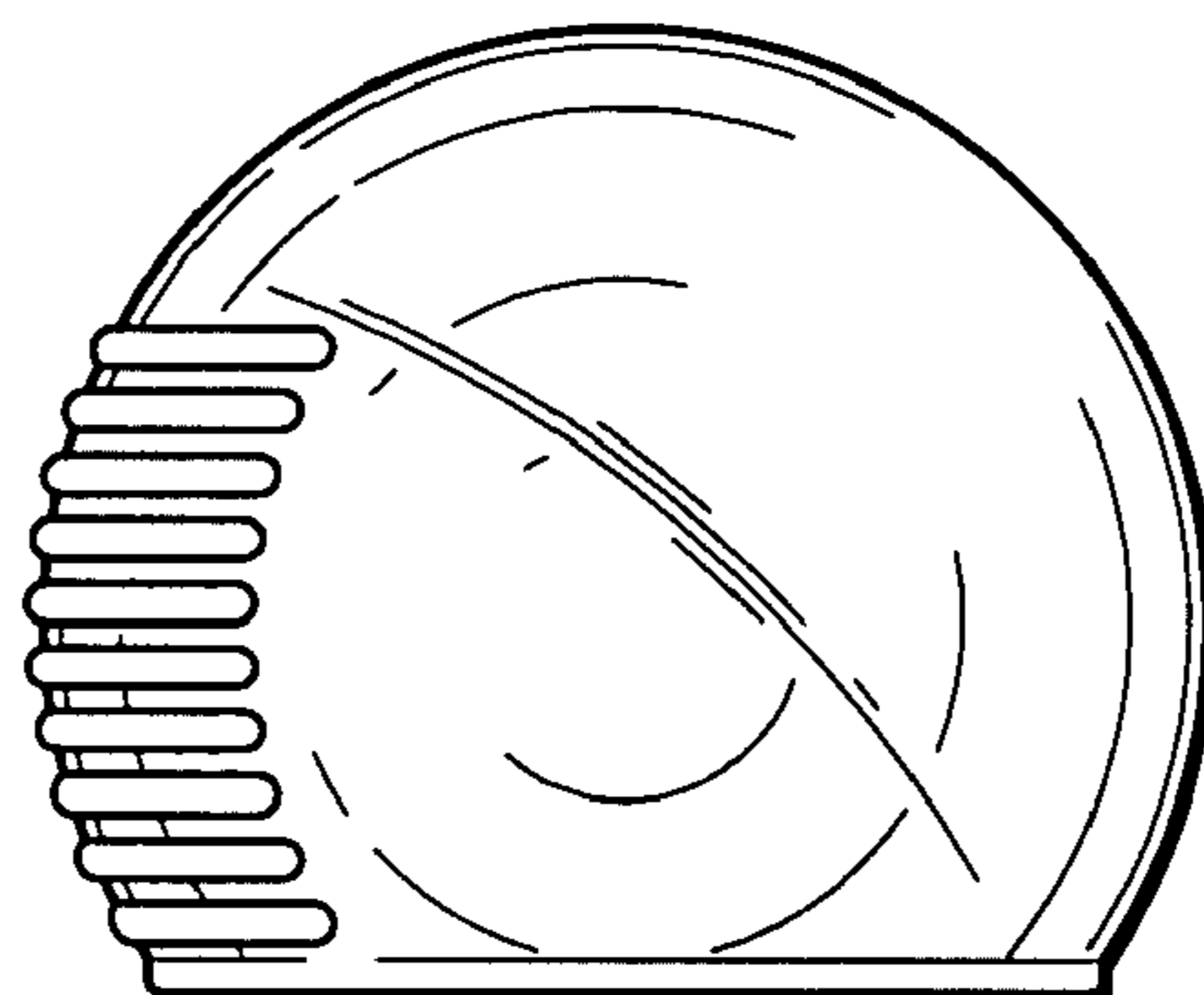


FIG. 10

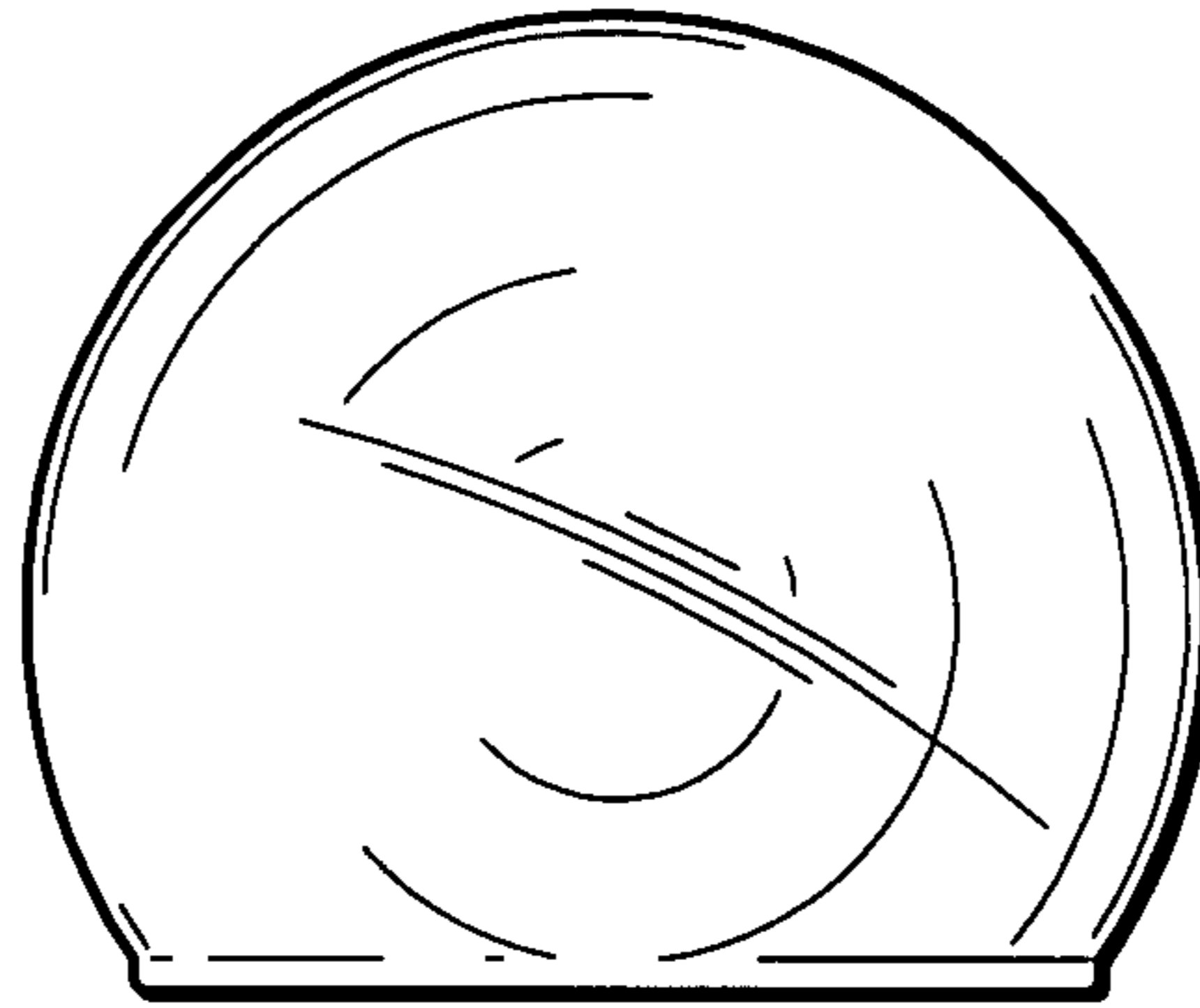


FIG. 11

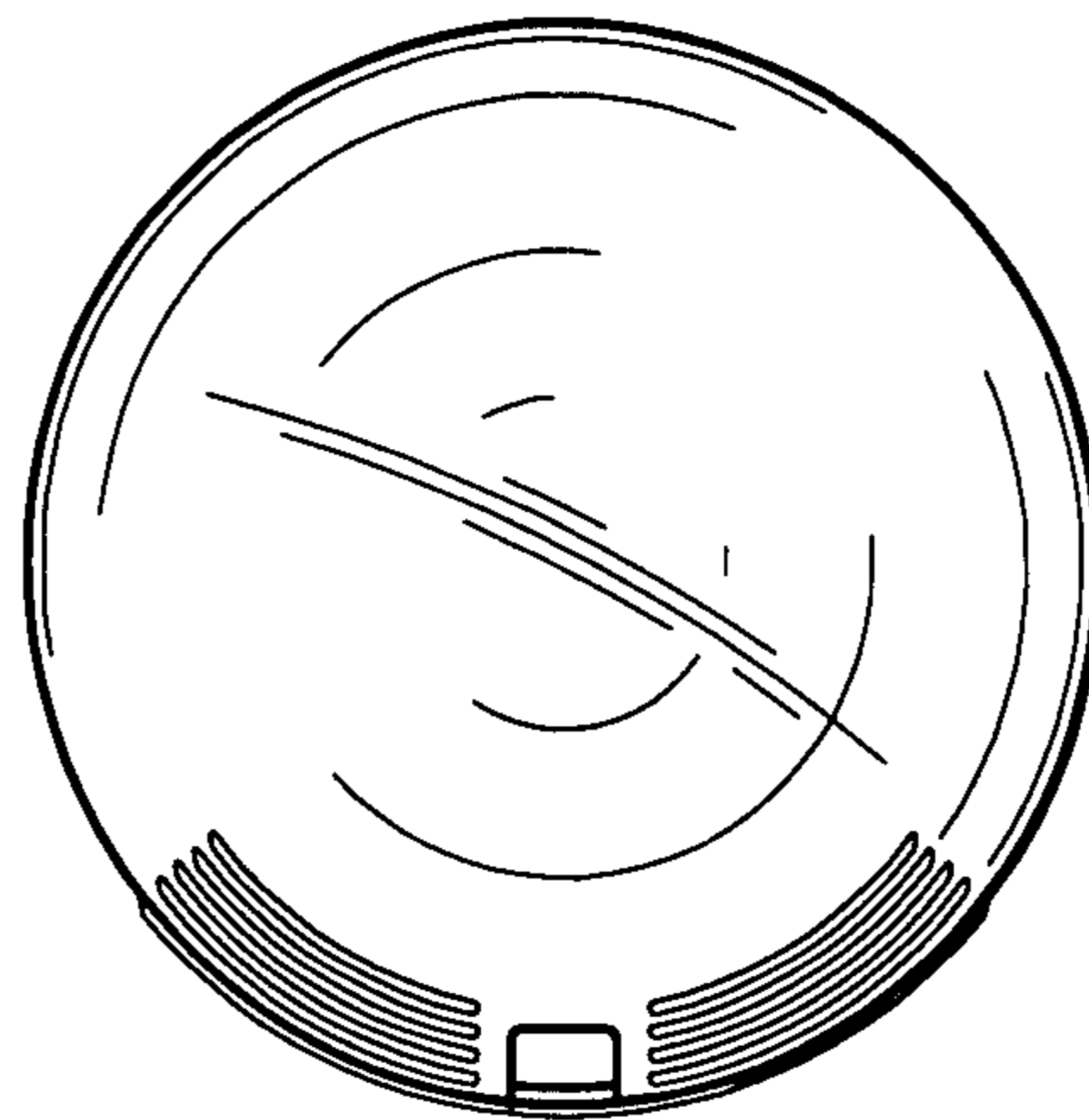


FIG. 12

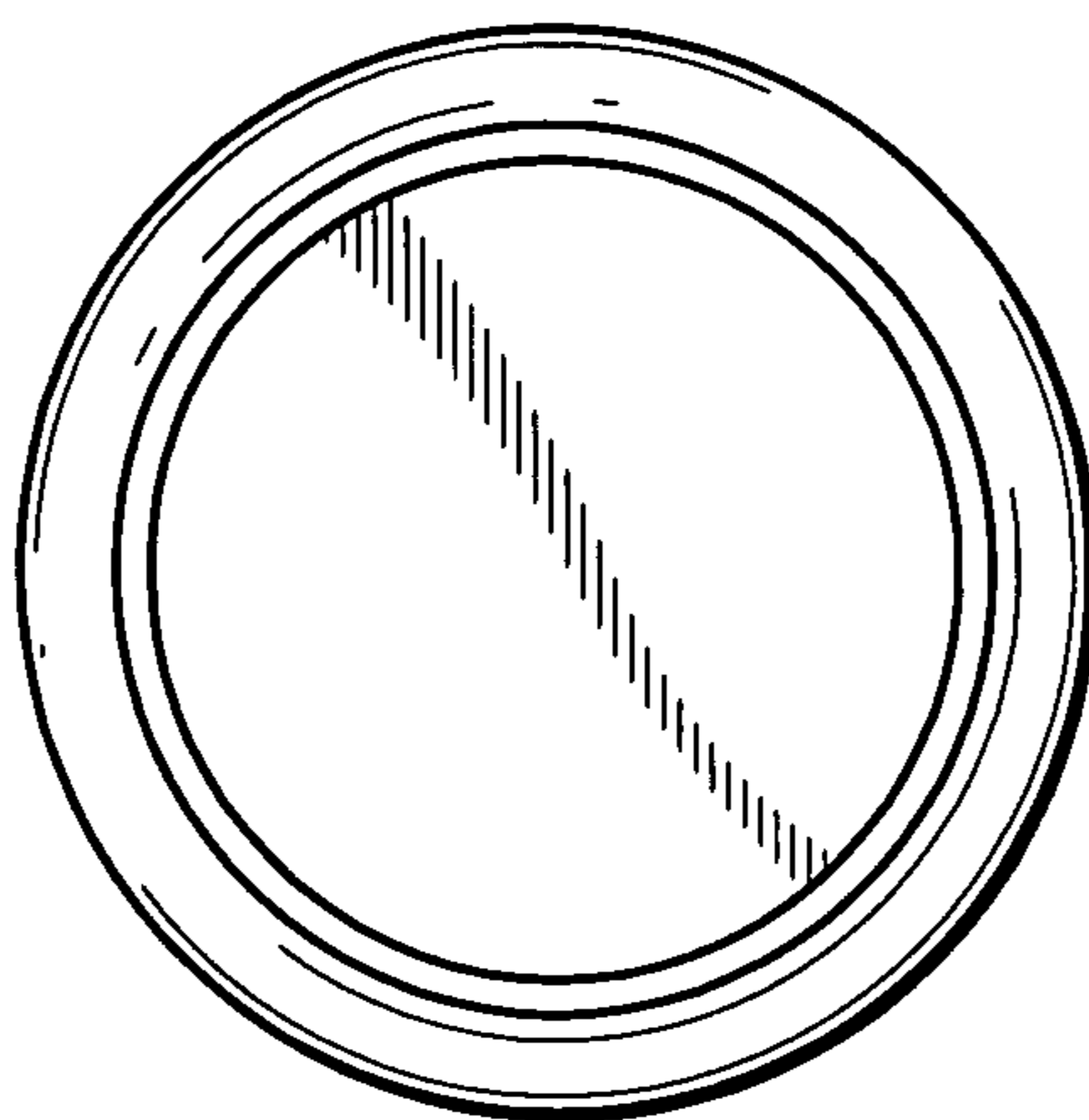


FIG. 13

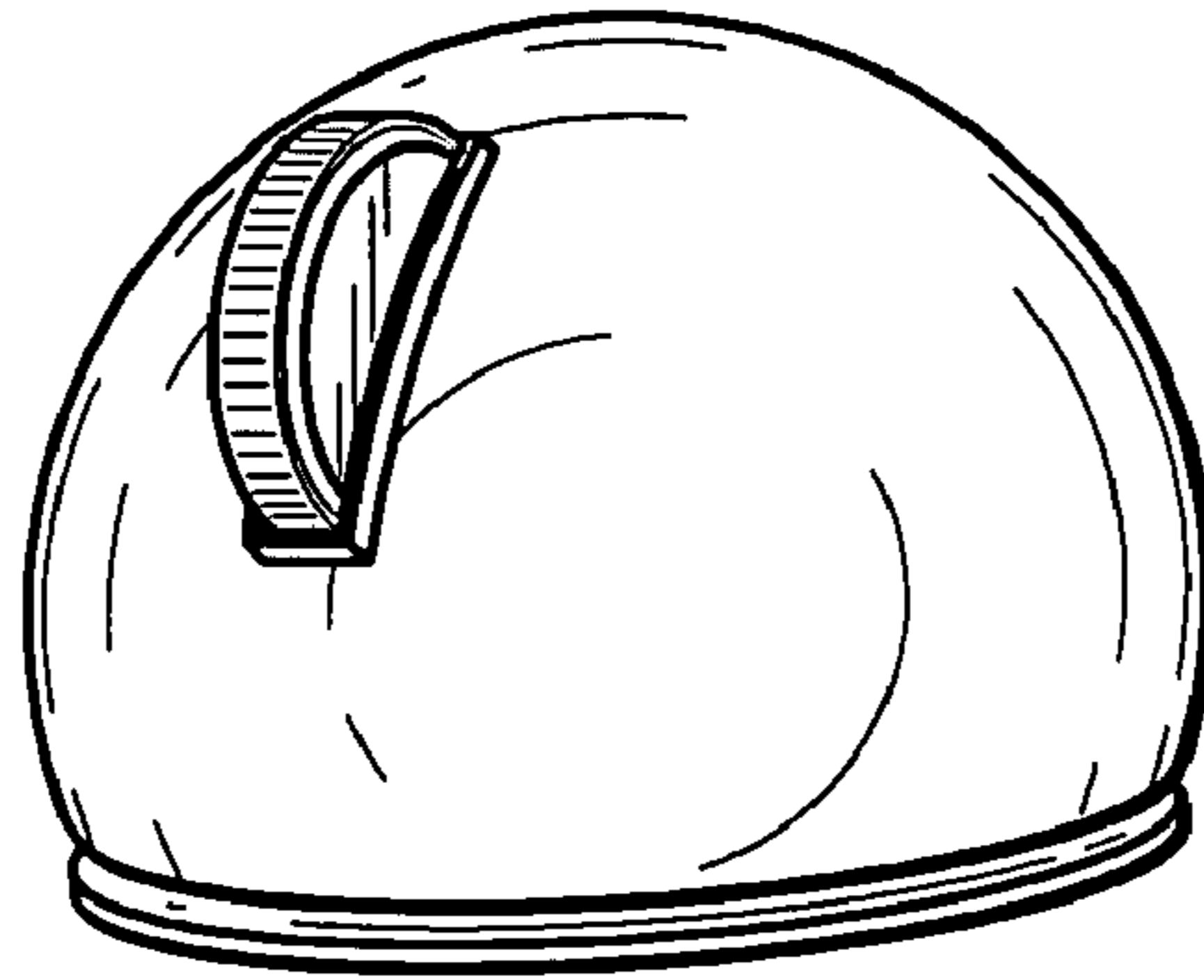


FIG. 14

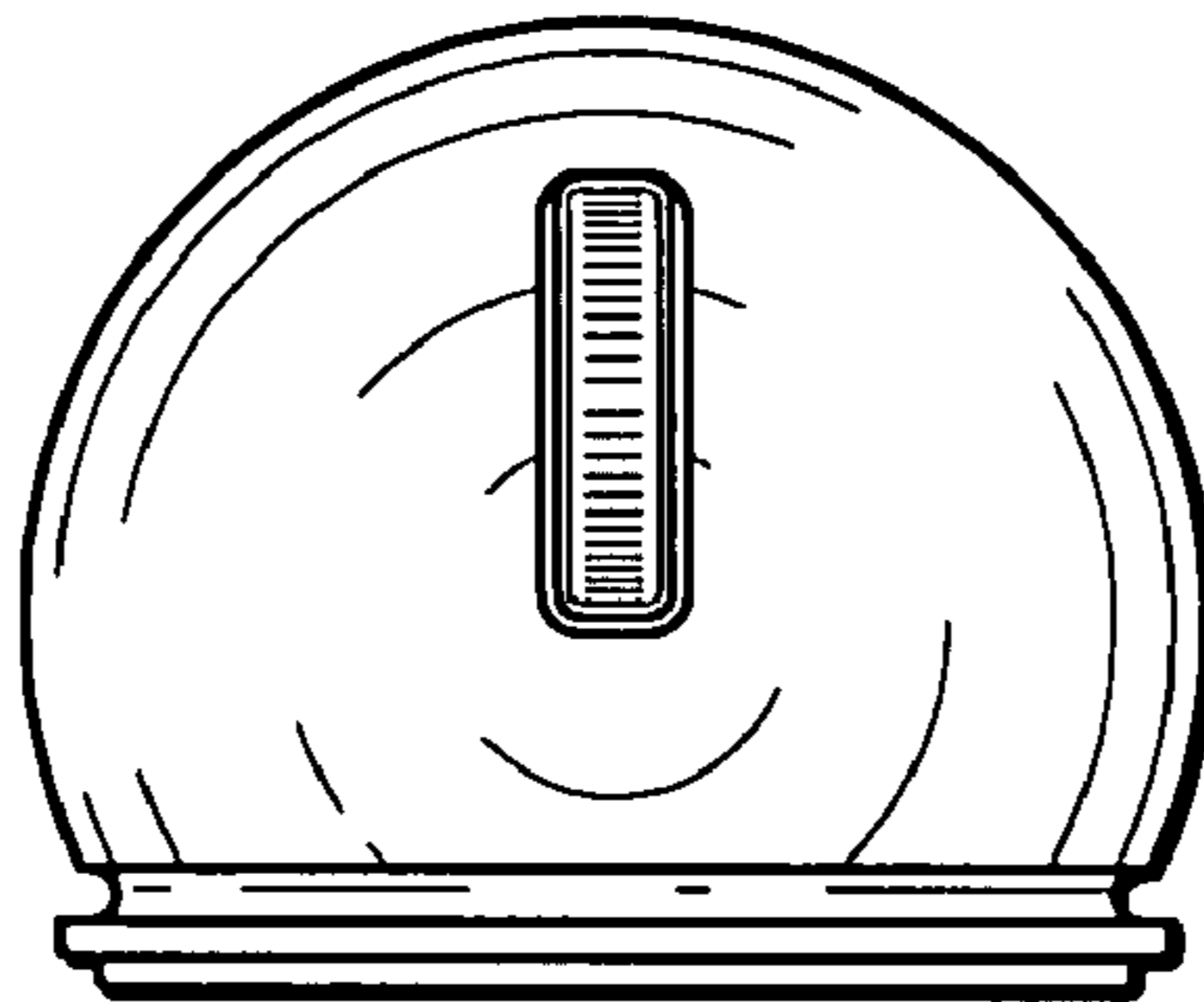


FIG. 15




FIG. 16




FIG. 17




FIG. 18

