

US00D563410S

(12) **United States Design Patent**
Shi et al.

(10) **Patent No.:** **US D563,410 S**
(45) **Date of Patent:** **** Mar. 4, 2008**

(54) **PORTABLE ELECTRONIC DEVICE**

(75) Inventors: **Zheng Shi**, Shenzhen (CN);
Chih-Chiang Chang, Taipei Hsien (TW)

(73) Assignees: **Shenzhen Futaihong Precision Industry Co, Ltd.**, ShenZhen, Guangdong Province (CN); **Sutech Trading Limited**, Tortola (VG)

(**) Term: **14 Years**

(21) Appl. No.: **29/280,629**

(22) Filed: **Jun. 4, 2007**

(30) **Foreign Application Priority Data**

May 9, 2007 (CN) 2007 3 0133491

(51) **LOC (8) Cl.** **14-02**

(52) **U.S. Cl.** **D14/407**

(58) **Field of Classification Search** D14/402-410, D14/417, 138; D13/168; 235/472.01; 345/156-167; 365/49; 463/36-38; 200/5 A, 5 R, 6 A, 200/6 R; 273/148 B; 361/729
See application file for complete search history.

(56) **References Cited**

U.S. PATENT DOCUMENTS

D284,284 S * 6/1986 Manock et al. D14/407

D288,569 S * 3/1987 Ida D14/407
D305,331 S * 1/1990 Esslinger D14/407
D380,463 S * 7/1997 Wu D14/407
D483,764 S * 12/2003 Masamitsu et al. D14/407
D497,890 S * 11/2004 Chien D14/138
6,822,636 B2 * 11/2004 Wu 345/156
D502,173 S * 2/2005 Jung et al. D14/240
6,909,906 B1 * 6/2005 Miyashita 455/550.1
D532,420 S * 11/2006 Oikawa D14/358
7,224,343 B2 * 5/2007 Rekimoto 345/156

* cited by examiner

Primary Examiner—Pamela J. Burgess

(74) *Attorney, Agent, or Firm*—Frank R. Niranjian

(57) **CLAIM**

The ornamental design for a portable electronic device, as shown.

DESCRIPTION

FIG. 1 is a perspective view of a portable electronic device showing our new design;

FIG. 2 is a front elevational view thereof;

FIG. 3 is a rear elevational view thereof;


FIG. 4 is a left side elevational view thereof;

FIG. 5 is a right side elevational view thereof;

FIG. 6 is a top plan view thereof; and,

FIG. 7 is a bottom plan view thereof.

1 Claim, 7 Drawing Sheets






FIG. 1

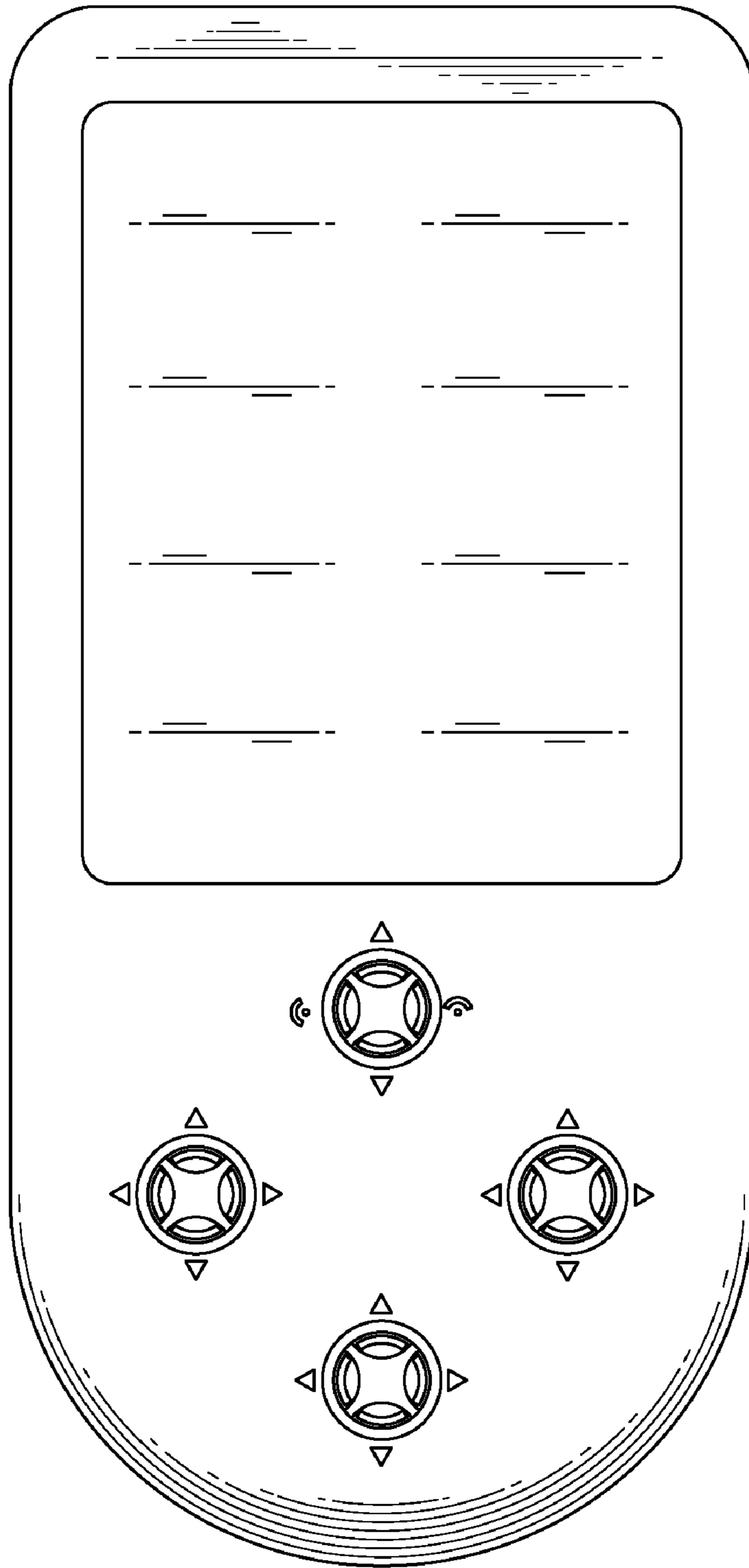


FIG. 2




FIG. 3

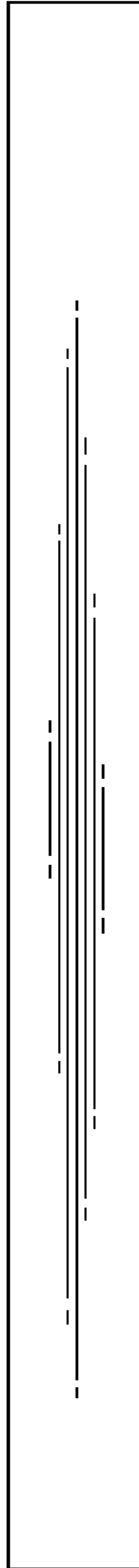


FIG. 4




FIG. 5

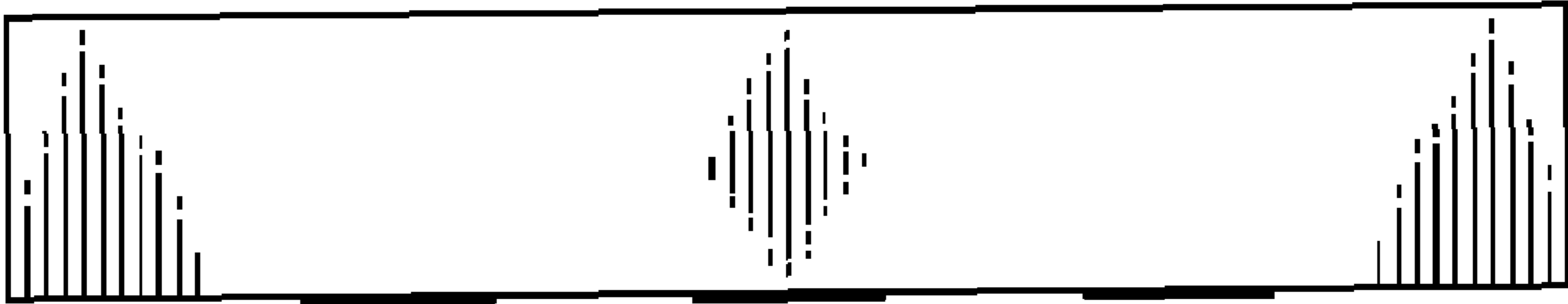


FIG. 6



FIG. 7