



US00D563395S

(12) **United States Design Patent**
Pitcher et al.

(10) **Patent No.:** **US D563,395 S**

(45) **Date of Patent:** **** Mar. 4, 2008**

(54) **BOOM MICROPHONE**

(75) Inventors: **David H. Pitcher**, Worcester, MA (US);
Adam A. Carr, Brookline, MA (US);
Brooks Rorke, Guilford, CT (US)

(73) Assignee: **Bose Corporation**, Framingham, MA (US)

(**) Term: **14 Years**

(21) Appl. No.: **29/275,460**

(22) Filed: **Dec. 27, 2006**

(51) **LOC (8) Cl.** **14-01**

(52) **U.S. Cl.** **D14/227**

(58) **Field of Classification Search** D14/224-229,
D14/142, 168, 188, 192, 205, 206, 223; 181/129-130;
379/430, 431, 433, 444; 381/381, 382, 370,
381/376-380, 385; 455/90.2, 351, 575.2
See application file for complete search history.

(56) **References Cited**

U.S. PATENT DOCUMENTS

D196,515 S *	10/1963	Flygstad et al.	D14/227
D199,125 S *	9/1964	Flygstad et al.	D14/206
3,280,273 A *	10/1966	Flygstad et al.	379/430
3,586,977 A *	6/1971	Lustig et al.	455/351
D226,273 S *	2/1973	Tyson et al.	D14/206
3,916,312 A *	10/1975	Campbell	455/90.2

4,273,969 A *	6/1981	Foley et al.	379/430
4,289,938 A *	9/1981	Zichy	381/382
D314,964 S *	2/1991	Chung	D14/192
D339,355 S *	9/1993	Burris et al.	D14/249
5,438,702 A *	8/1995	Jackson	455/575.2
D371,133 S *	6/1996	Andrea	D14/206
D463,399 S *	9/2002	Konomi	D14/206

* cited by examiner

Primary Examiner—Paula A. Greene

(74) *Attorney, Agent, or Firm*—Fish & Richardson P.C.

(57) **CLAIM**

The ornamental design for a boom microphone, substantially as shown and described.

DESCRIPTION

FIG. 1 is a perspective view of a boom microphone showing our new design, the cord is drawn broken away to illustrate indeterminate length;

FIG. 2 is a front view thereof;

FIG. 3 is a rear view thereof;

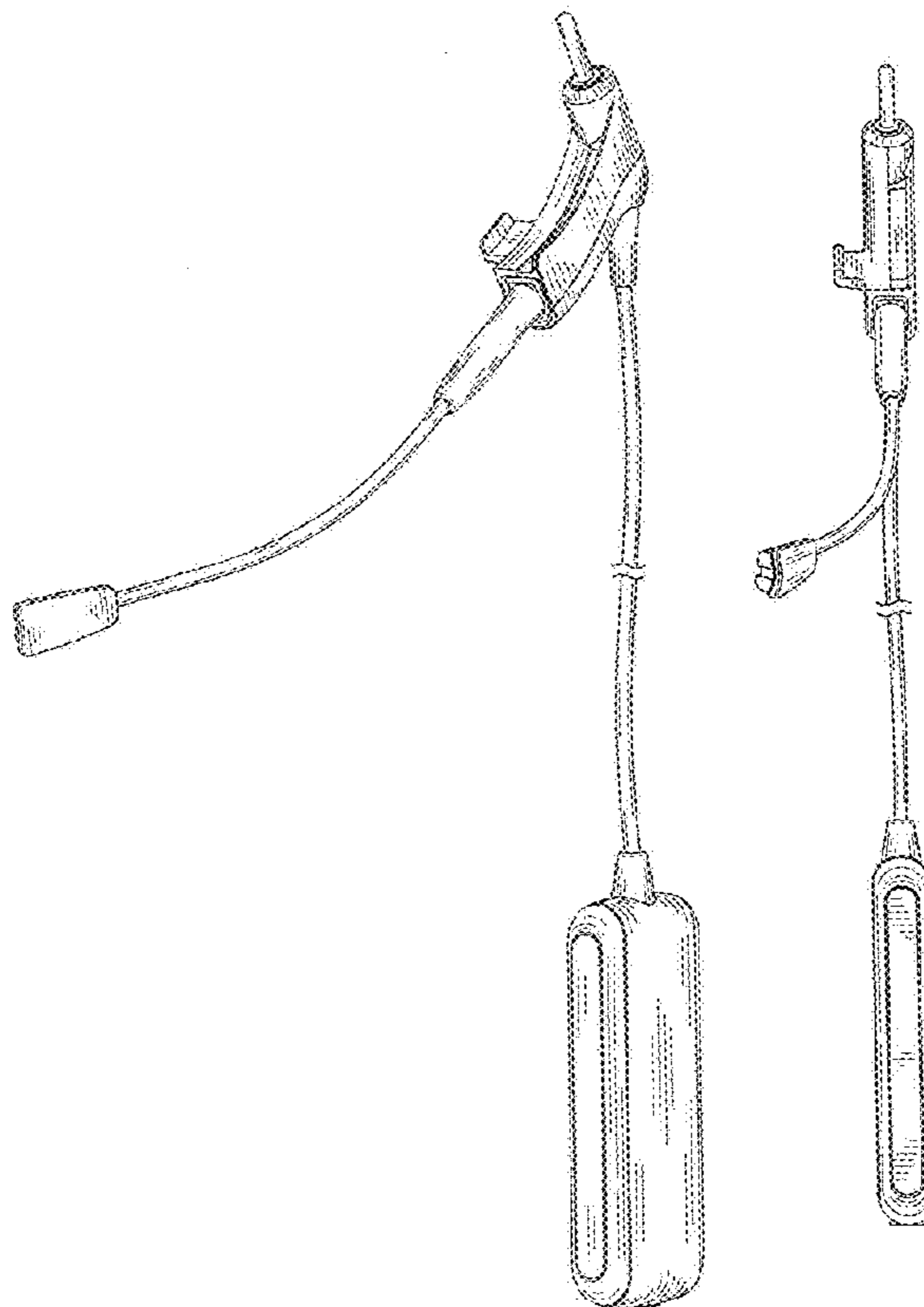
FIG. 4 is a right side view thereof;

FIG. 5 is a left side view thereof;

FIG. 6 a top view thereof; and,

FIG. 7 is a bottom view thereof.

1 Claim, 5 Drawing Sheets



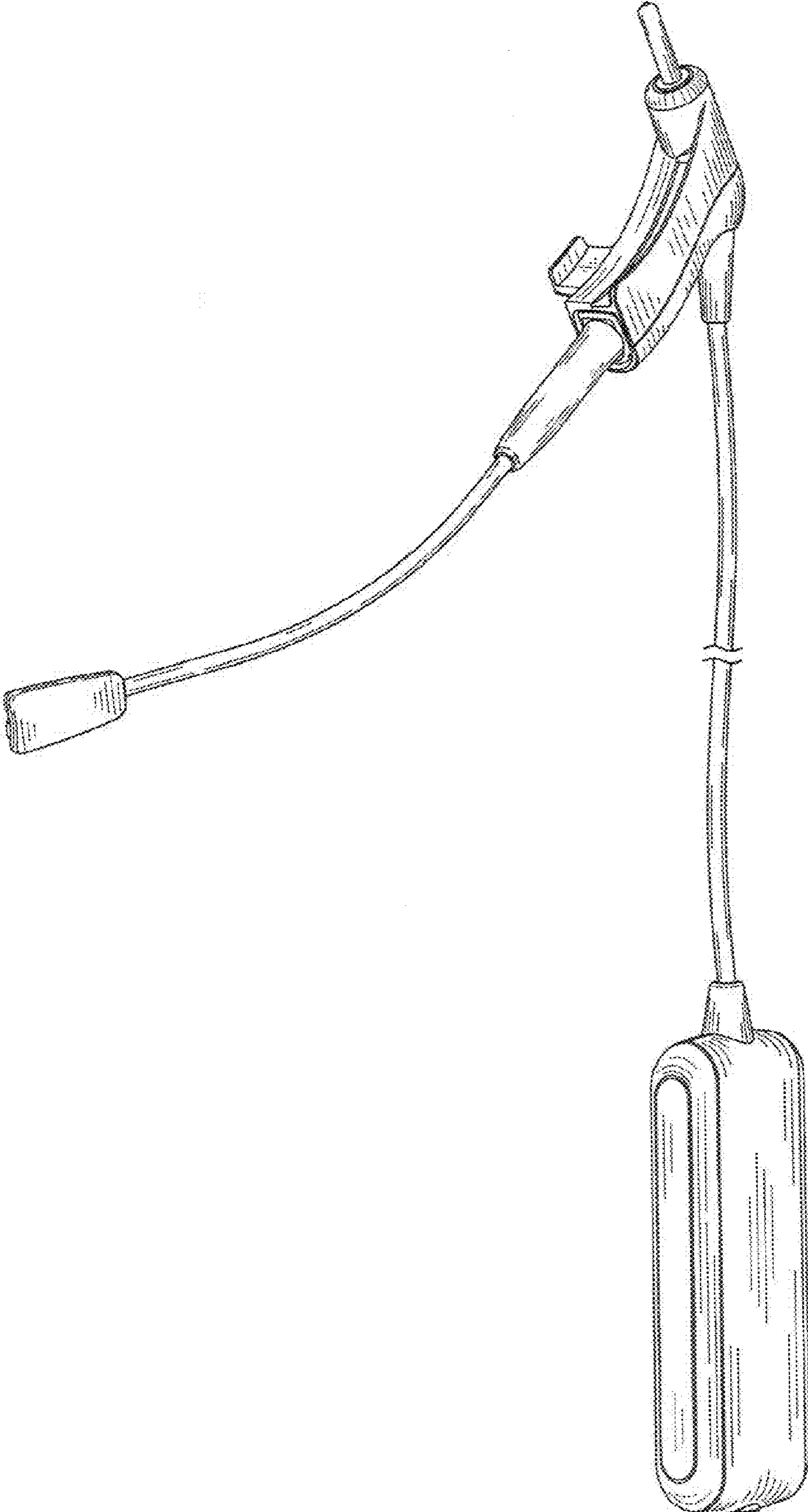


FIG. 1

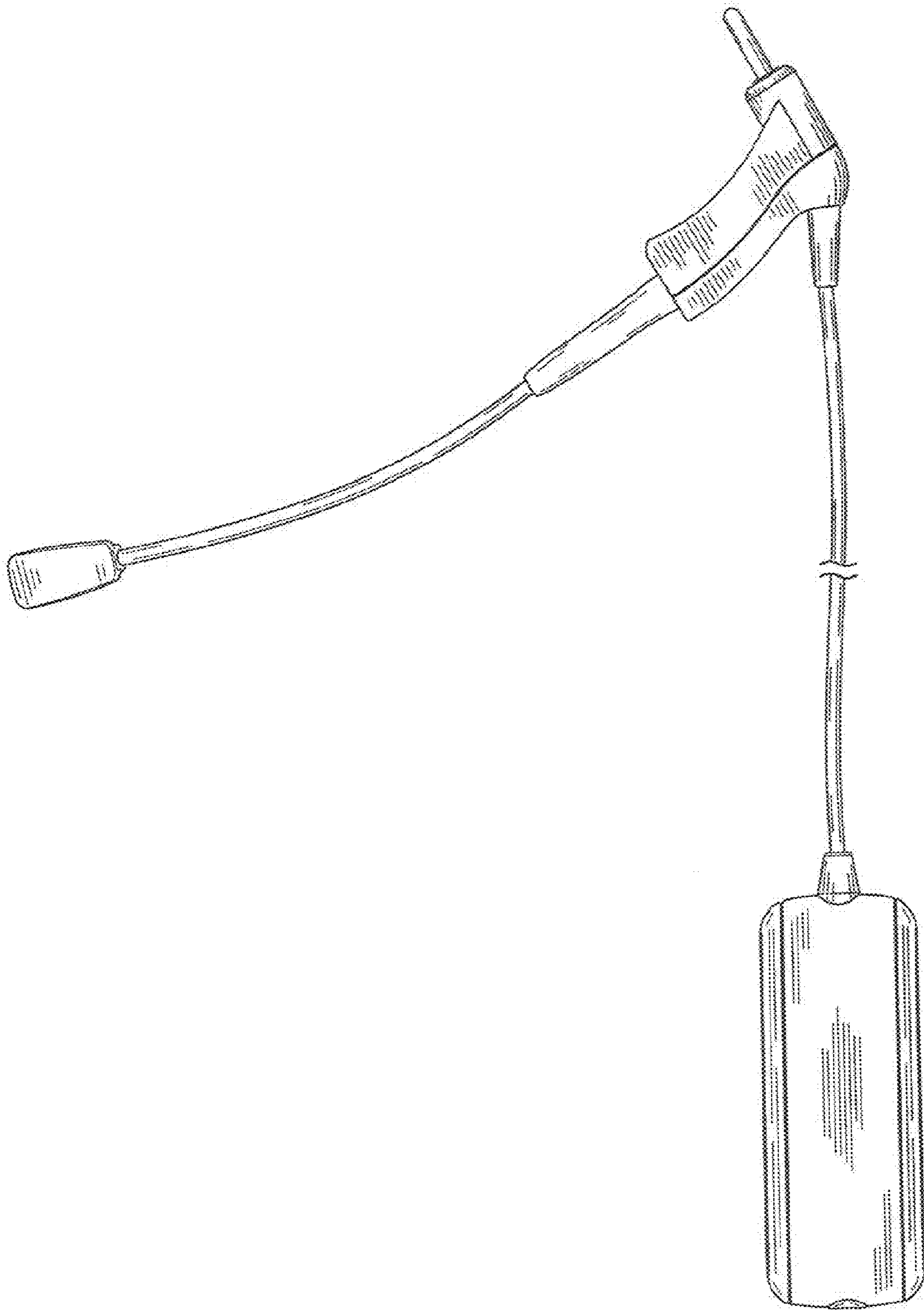


FIG. 2

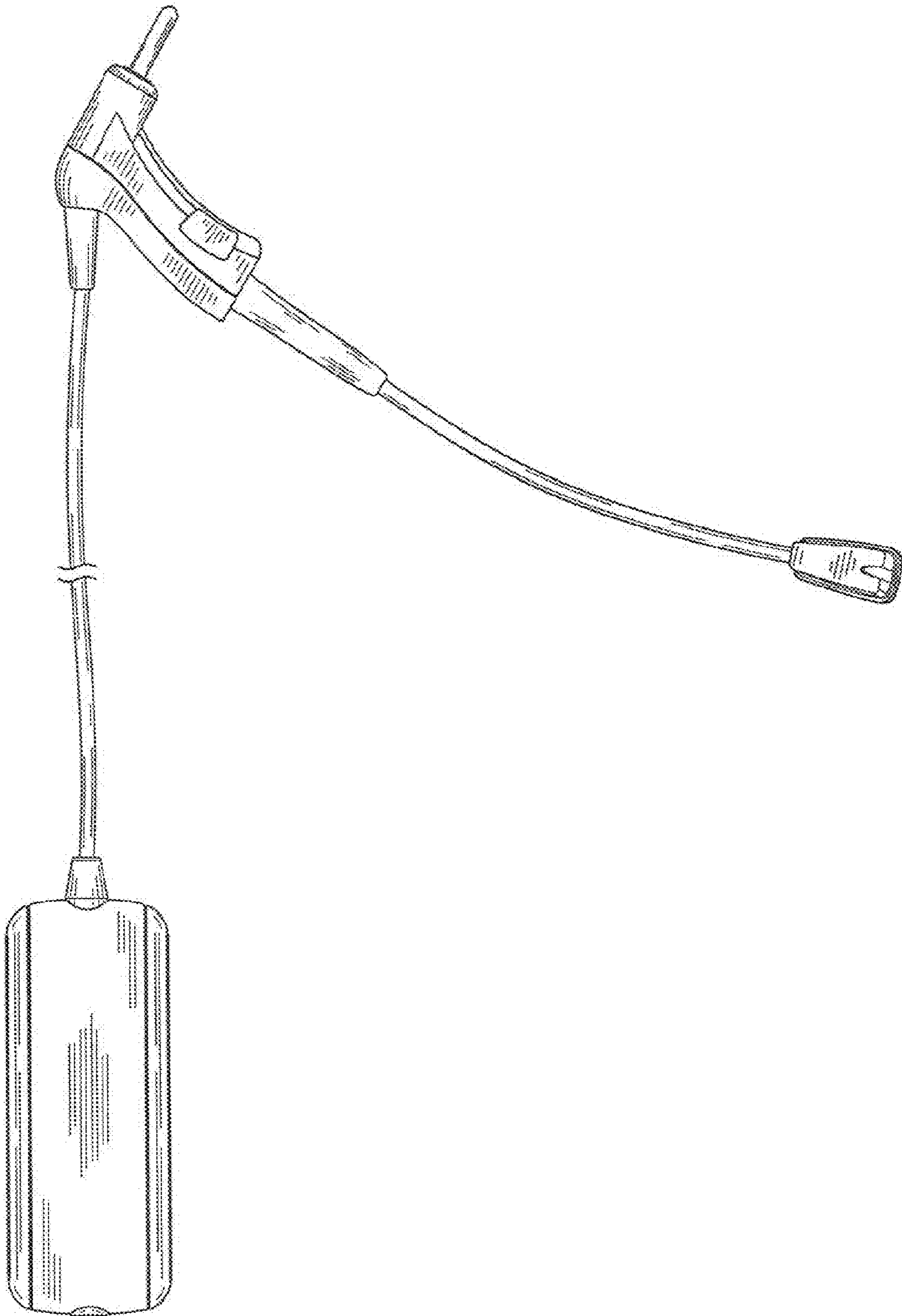


FIG. 3

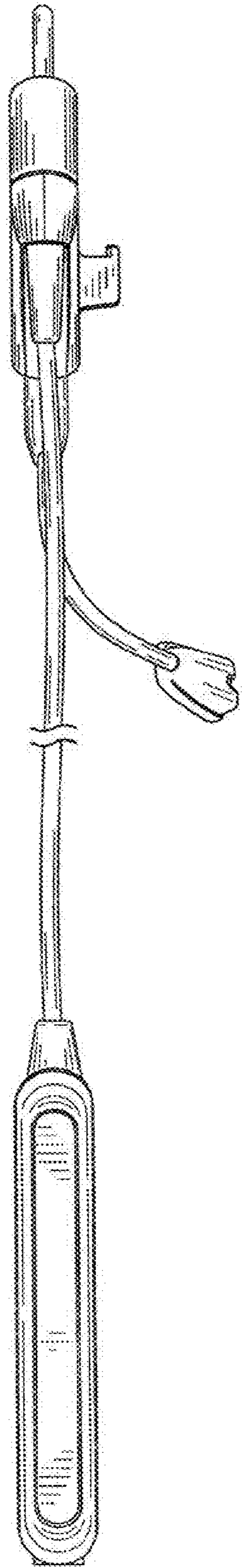


FIG. 4

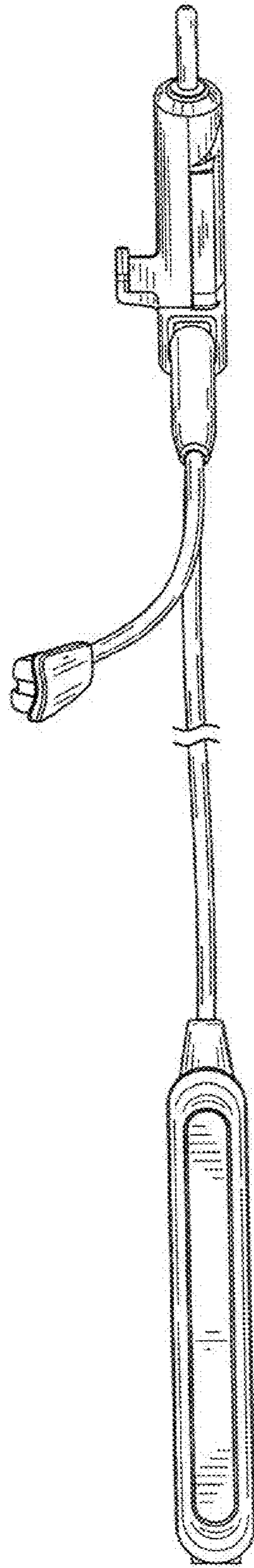


FIG. 5

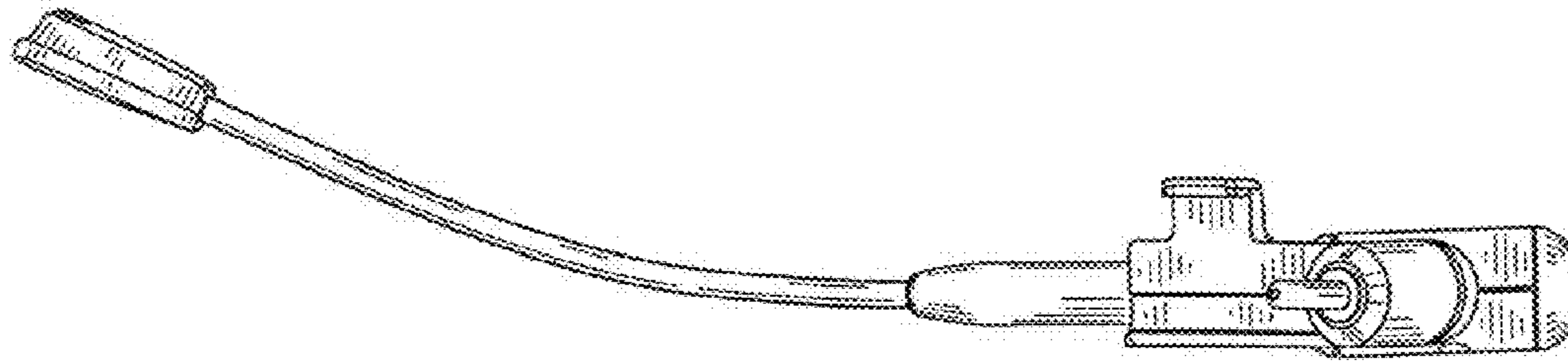


FIG. 6

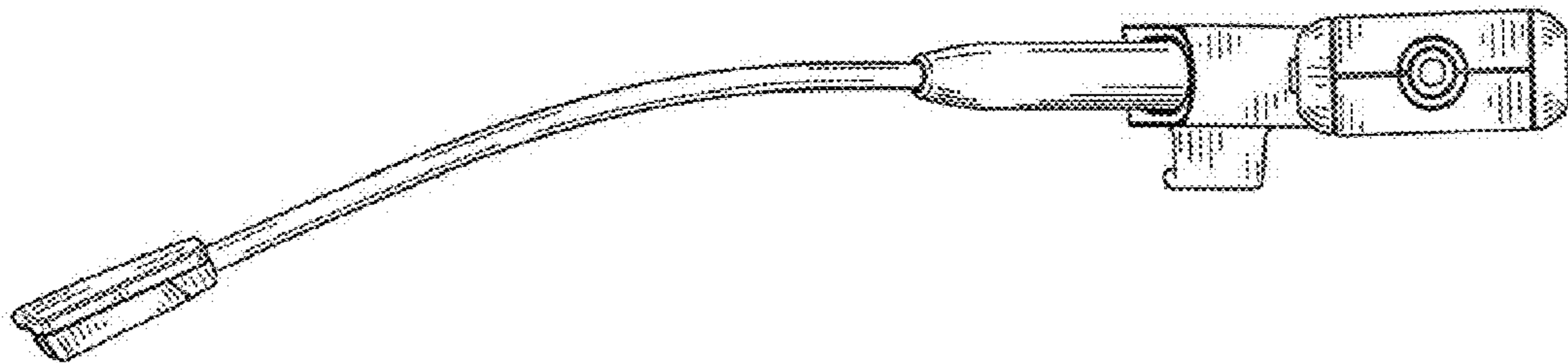


FIG. 7