

US00D563343S

(12) **United States Design Patent**
Kim et al.

(10) **Patent No.:** **US D563,343 S**
(45) **Date of Patent:** **** Mar. 4, 2008**

(54) **CELLULAR PHONE**
(75) Inventors: **Nam Mi Kim**, Seoul (KR); **Jin Soo Kim**, Seoul (KR); **Chang Hwan Hwang**, Goyang-si (KR)
(73) Assignee: **Samsung Electronics Co., Ltd.** (KR)
(**) Term: **14 Years**

D506,454 S * 6/2005 Kim et al. D14/138
D506,738 S * 6/2005 Kim et al. D14/138
D506,739 S * 6/2005 Shin et al. D14/138
D507,552 S * 7/2005 Liang D14/138
D508,030 S * 8/2005 Jeoung et al. D14/138
D508,475 S * 8/2005 Wu et al. D14/138
D509,495 S * 9/2005 Ribeiro et al. D14/138
D510,078 S * 9/2005 Lee et al. D14/138
D510,079 S * 9/2005 Kim et al. D14/138
D510,080 S * 9/2005 Kim et al. D14/138

(21) Appl. No.: **29/222,231**
(22) Filed: **Jan. 27, 2005**
(51) **LOC (8) Cl.** **14-03**
(52) **U.S. Cl.** **D14/138**
(58) **Field of Classification Search** D14/137,
D14/138, 147-148, 247-248, 144, 341-347;
379/433.01-433.13, 434; D21/517; 455/575.3,
455/566, 575.1; 345/169; 348/376, 14.02
See application file for complete search history.

FOREIGN PATENT DOCUMENTS

JP 1154363 * 9/2002
JP 1188710 * 10/2003
WO DM/066630 * 5/2005

* cited by examiner

Primary Examiner—Jeffrey Asch
(74) *Attorney, Agent, or Firm*—Irving Keschner

(57) **CLAIM**

The ornamental design for cellular phone, as shown.

(56) **References Cited**

U.S. PATENT DOCUMENTS

D481,697 S * 11/2003 Rausch et al. D14/138
D484,863 S * 1/2004 Chan D14/138
D485,815 S * 1/2004 Edoff D14/138
D485,818 S * 1/2004 Yabe et al. D14/138
D487,443 S * 3/2004 Yoon D14/138
D489,699 S * 5/2004 Hwang et al. D14/138
D494,946 S * 8/2004 Rausch et al. D14/138
D495,674 S * 9/2004 Yoo et al. D14/138
D496,020 S * 9/2004 Lee D14/138
D496,347 S * 9/2004 Choi et al. D14/191
D496,636 S * 9/2004 Lodato et al. D9/707
D496,643 S * 9/2004 Yoo et al. D14/138
D497,893 S * 11/2004 Hwang et al. D14/138
D500,016 S * 12/2004 Kim D14/138
D501,839 S * 2/2005 Lee et al. D14/138
D502,457 S * 3/2005 Eigenstetter et al. D14/138
D502,458 S * 3/2005 Chung et al. D14/138
D502,459 S * 3/2005 Lee et al. D14/138

DESCRIPTION

FIG. 1 is a perspective view of the ornamental design of the present invention;
FIG. 2 is a front elevational view of the ornamental design of the present invention;
FIG. 3 is a rear elevational view of the ornamental design of the present invention;
FIG. 4 is a left side elevational view of the ornamental design of the present invention;
FIG. 5 is a right side elevational view of the ornamental design of the present invention;
FIG. 6 is a top plan view of the ornamental design of the present invention; and,
FIG. 7 is a bottom view of the ornamental design of the present invention.

1 Claim, 5 Drawing Sheets

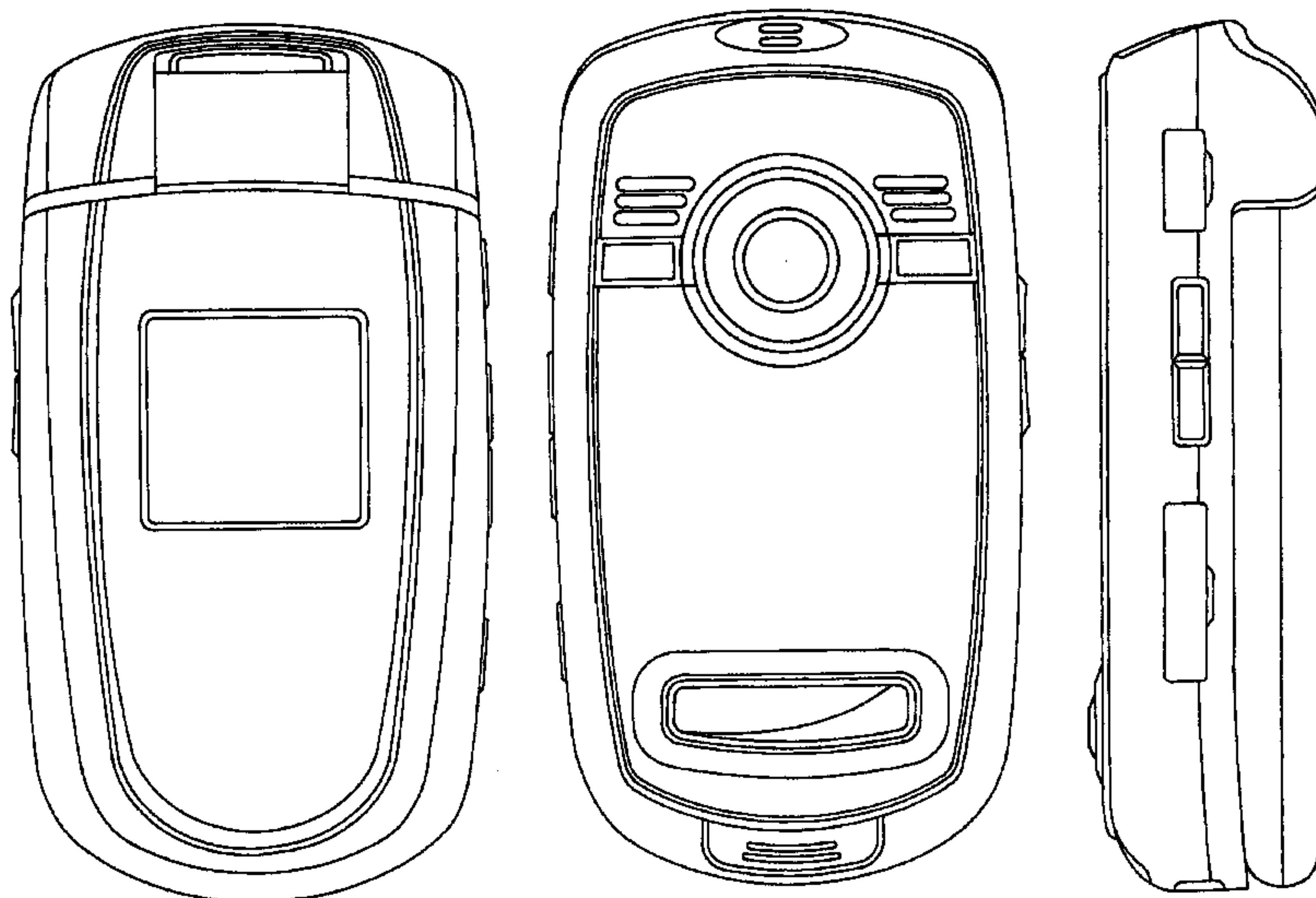


FIG. 1

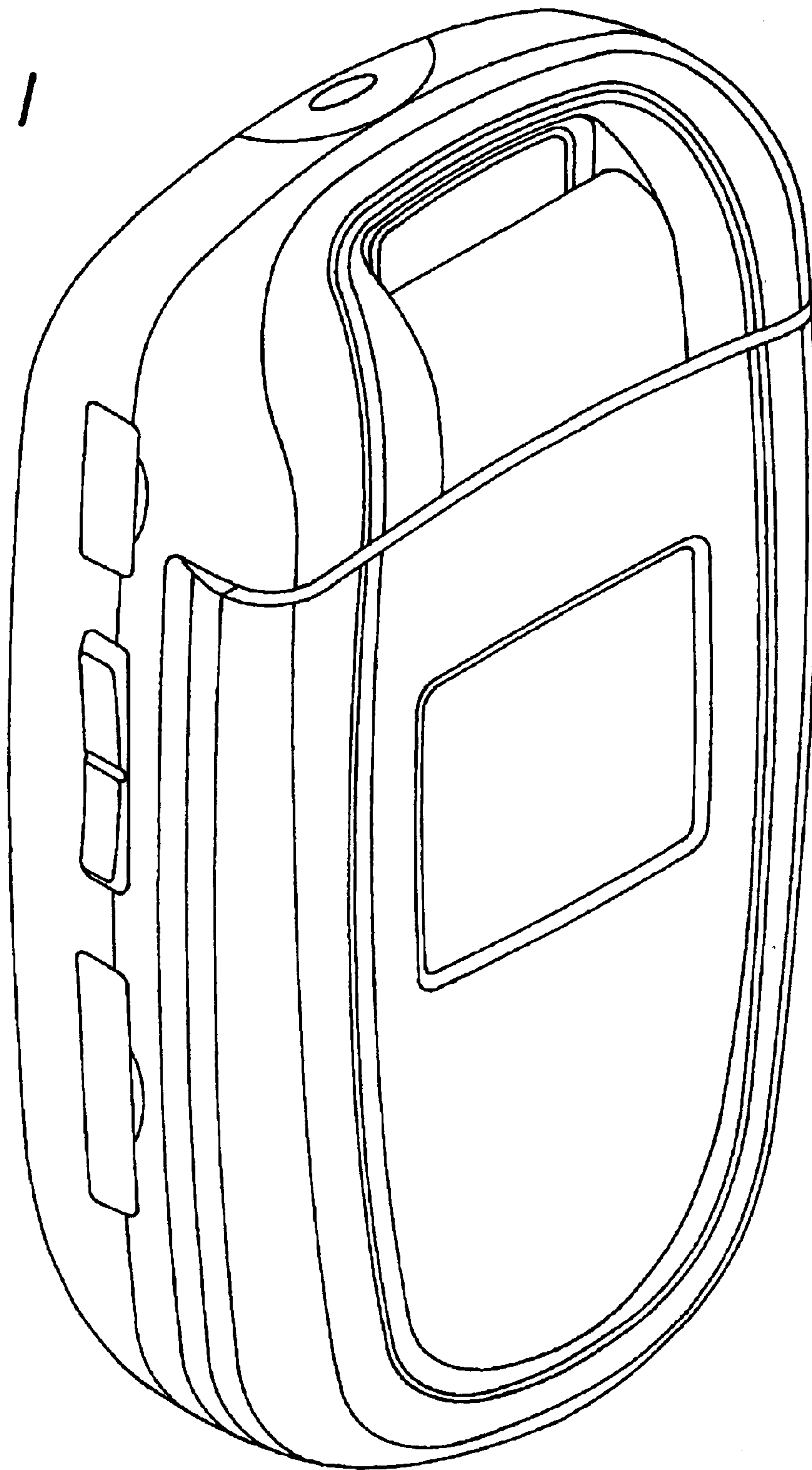


FIG. 2

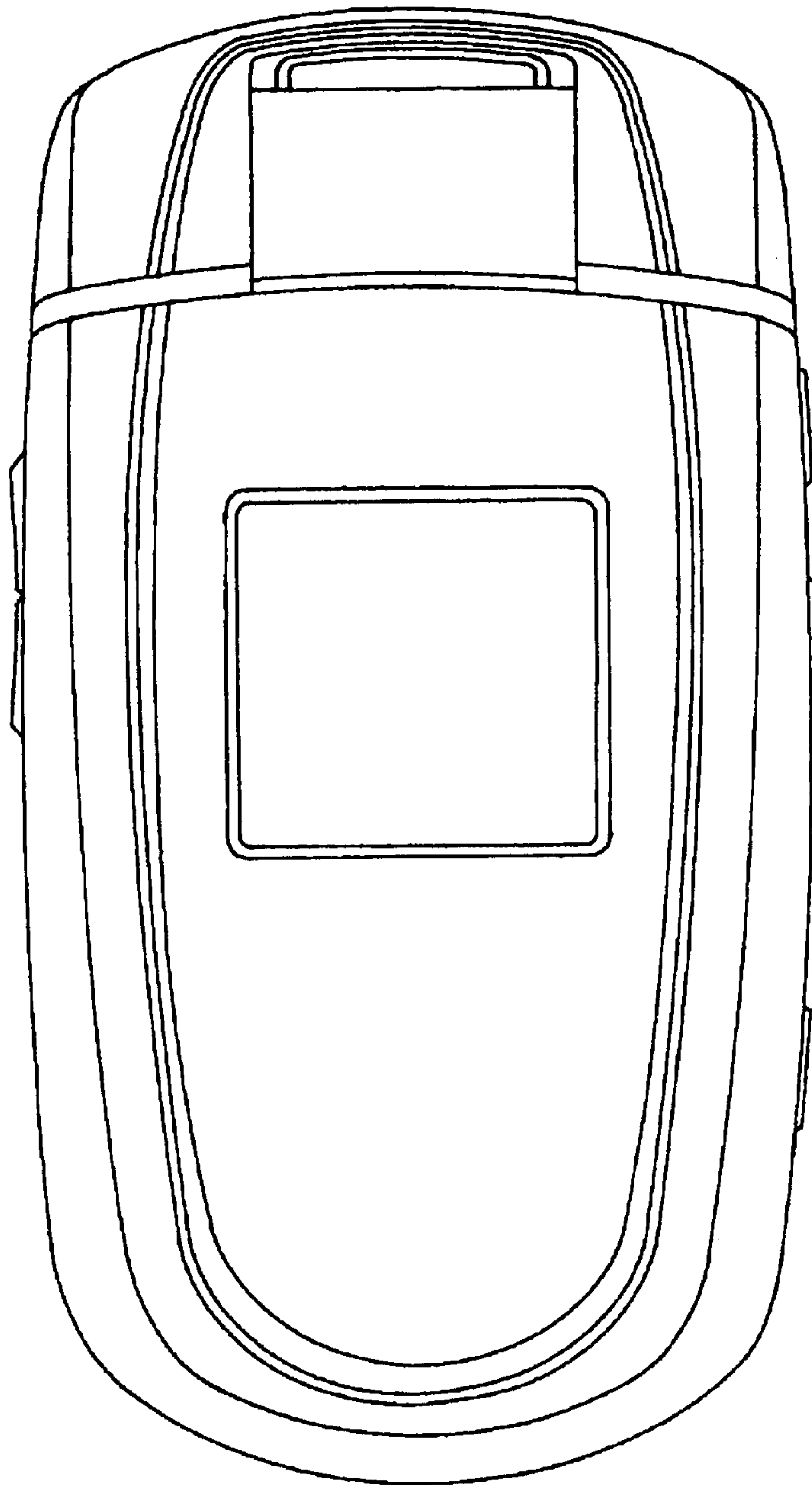


FIG. 3

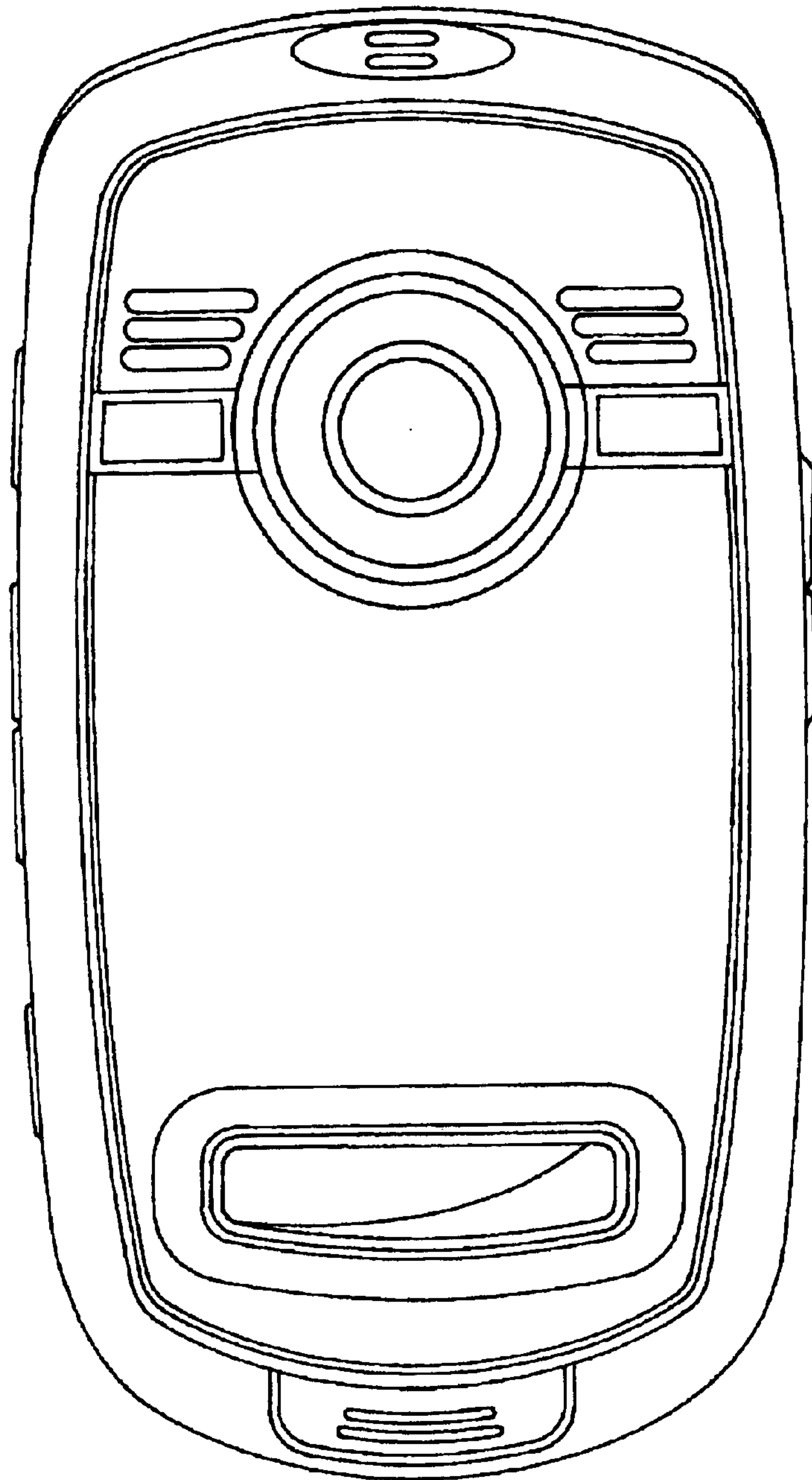


FIG. 4

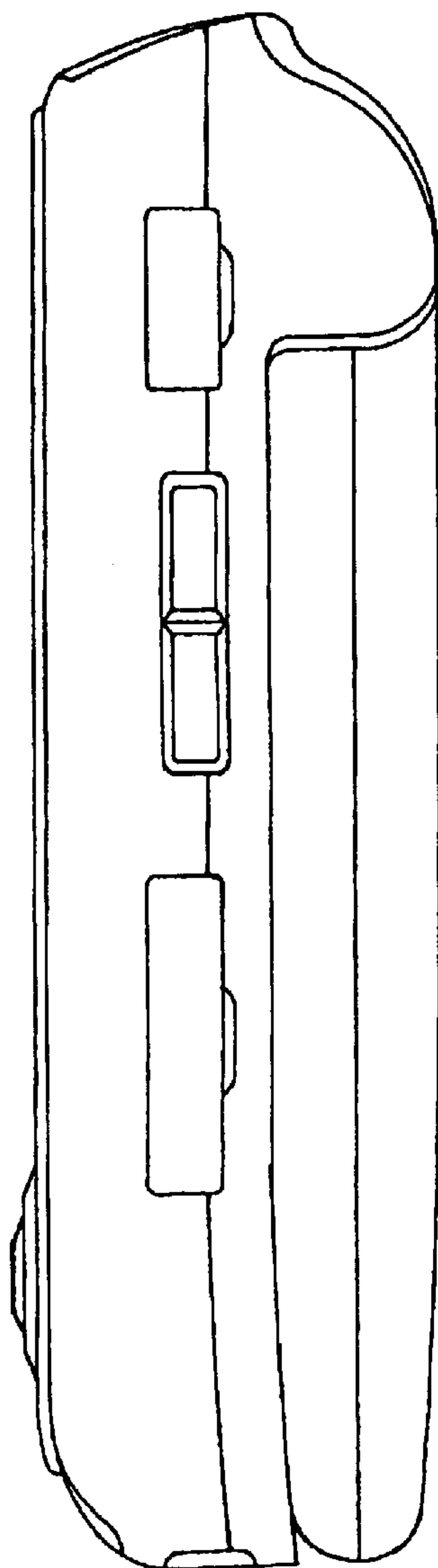


FIG. 5

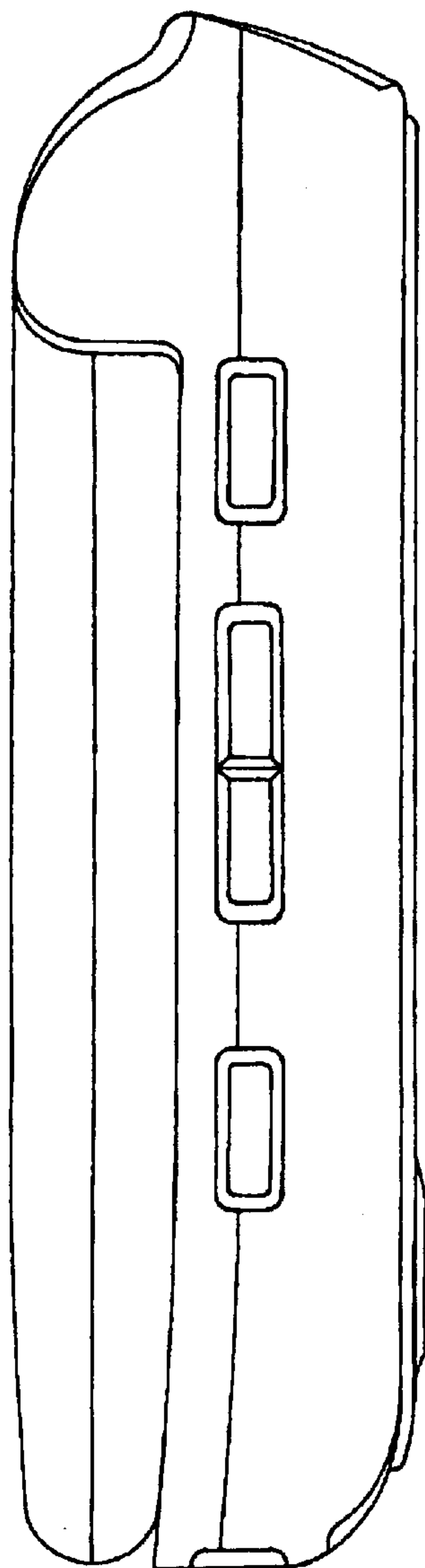


FIG. 6




FIG. 7

