

US00D563342S

(12) **United States Design Patent** (10) **Patent No.:** **US D563,342 S**  
**Takami et al.** (45) **Date of Patent:** **\*\* Mar. 4, 2008**

(54) **TELEVISION RECEIVER**

(75) Inventors: **Mitsuru Takami**, Kadoma (JP);  
**Mitsunari Fujii**, Kadoma (JP);  
**Tomohiro Ohba**, Kadoma (JP)

(73) Assignee: **Matsushita Electric Industrial Co., Ltd.**, Osaka (JP)

(\*\*) Term: **14 Years**

(21) Appl. No.: **29/273,927**

(22) Filed: **Mar. 16, 2007**

(30) **Foreign Application Priority Data**

Sep. 21, 2006 (JP) ..... 2006-025228

(51) **LOC (8) Cl.** ..... **14-03**

(52) **U.S. Cl.** ..... **D14/129**

(58) **Field of Classification Search** ..... D14/125-134,  
D14/239, 371, 136, 374-377; 312/7.2; 348/836,  
348/838, 180, 184, 325, 739; 341/12; 248/917-924,  
248/465; 345/104, 133, 156, 168, 87, 173;  
720/605, 669, 600, 655; 369/99, 197; 455/344-347  
See application file for complete search history.

(56) **References Cited**

**U.S. PATENT DOCUMENTS**

- D436,087 S 1/2001 Takami et al.
- D457,507 S \* 5/2002 Lim et al. .... D14/133
- D477,292 S \* 7/2003 Inoue et al. .... D14/129
- D486,804 S 2/2004 Takami et al.
- D488,141 S 4/2004 Takami et al.
- D488,785 S \* 4/2004 Ohba et al. .... D14/126
- D505,807 S \* 6/2005 Goto et al. .... D6/477
- D506,328 S 6/2005 Inoue
- D513,501 S 1/2006 Asanuma et al.
- D515,048 S 2/2006 Villalobos et al.
- D515,049 S \* 2/2006 Asanuma et al. .... D14/129
- D515,848 S \* 2/2006 Takami et al. .... D6/477
- D519,755 S \* 5/2006 Luong ..... D6/479
- D539,245 S 3/2007 Bischoff

- D540,760 S 4/2007 Macey et al.
- D543,164 S 5/2007 Yang et al.
- D543,166 S \* 5/2007 Kuramashi et al. .... D14/128
- D545,778 S 7/2007 Isshiki
- D549,194 S \* 8/2007 Fujii ..... D14/126

**OTHER PUBLICATIONS**

- Takami et al., U.S. Design Application entitled "Television Set Stand," U.S. Appl. No. 29/273,347, filed Mar. 2, 2007.
- Takami et al., U.S. Design Application entitled "Television Receiver," U.S. Appl. No. 29/273,872, filed Mar. 15, 2007.
- Takami et al., U.S. Design Application entitled "Television Receiver," U.S. Appl. No. 29/273,873, filed Mar. 15, 2007.
- Takami et al., U.S. Design Application entitled "Television Receiver," U.S. Appl. No. 29/273,924, filed Mar. 16, 2007.
- Takami et al., U.S. Design Application entitled "Television Receiver," U.S. Appl. No. 29/273,925, filed Mar. 16, 2007.
- Takami et al., U.S. Design Application entitled "Television Receiver," U.S. Appl. No. 29/273,926, filed Mar. 16, 2007.

\* cited by examiner

*Primary Examiner*—Raphael Barkai  
(74) *Attorney, Agent, or Firm*—Brinks Hofer Gilson & Lione

(57) **CLAIM**

We claim the ornamental design for a television receiver, as shown and described.

**DESCRIPTION**

- FIG. 1 is a top perspective view of a television receiver of the present invention;
- FIG. 2 is a front view thereof;
- FIG. 3 is a first side view thereof;
- FIG. 4 is a second side view thereof;
- FIG. 5 is a top view thereof;
- FIG. 6 is a rear view thereof; and,
- FIG. 7 is a bottom view thereof.

**1 Claim, 7 Drawing Sheets**

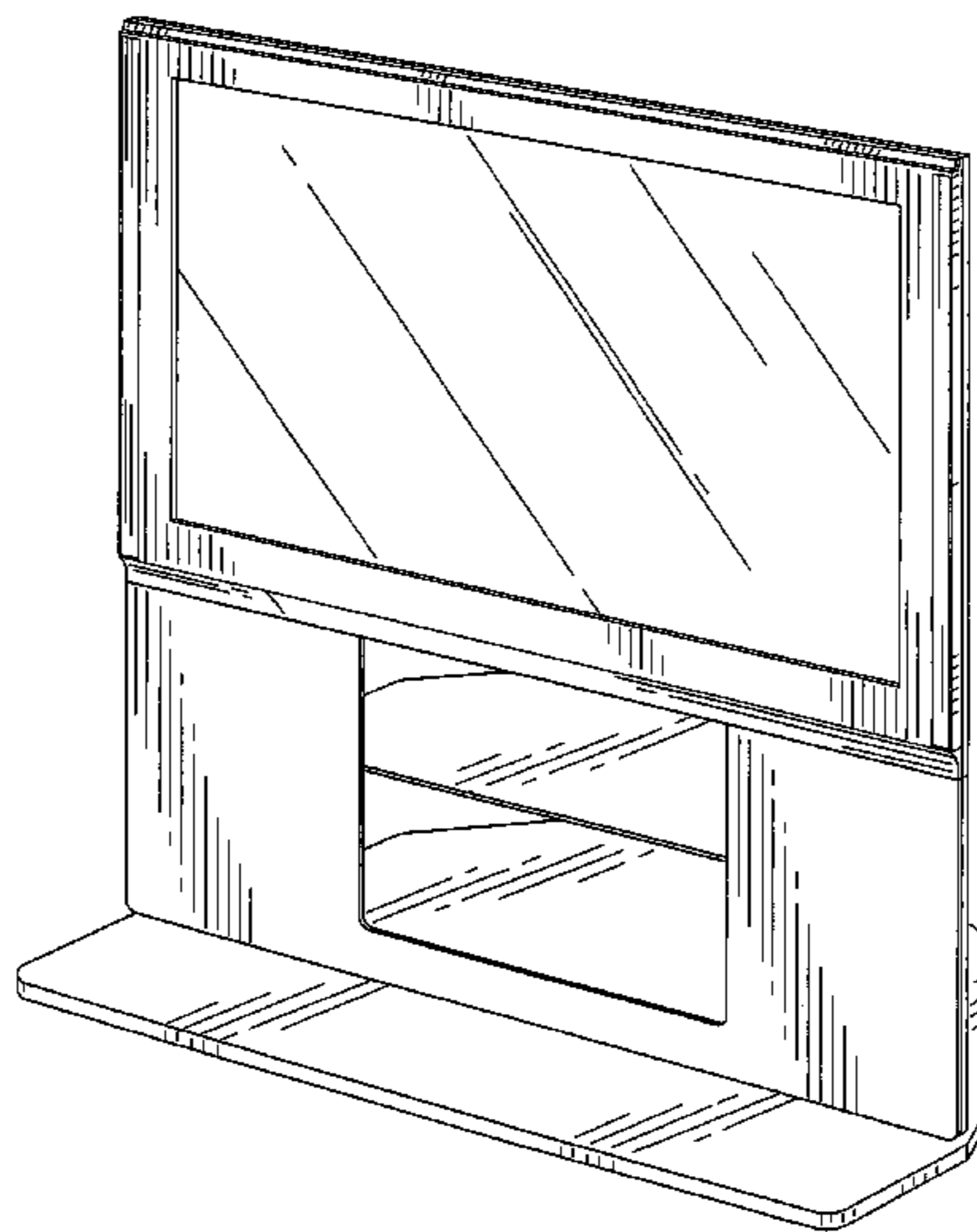


FIG. 1

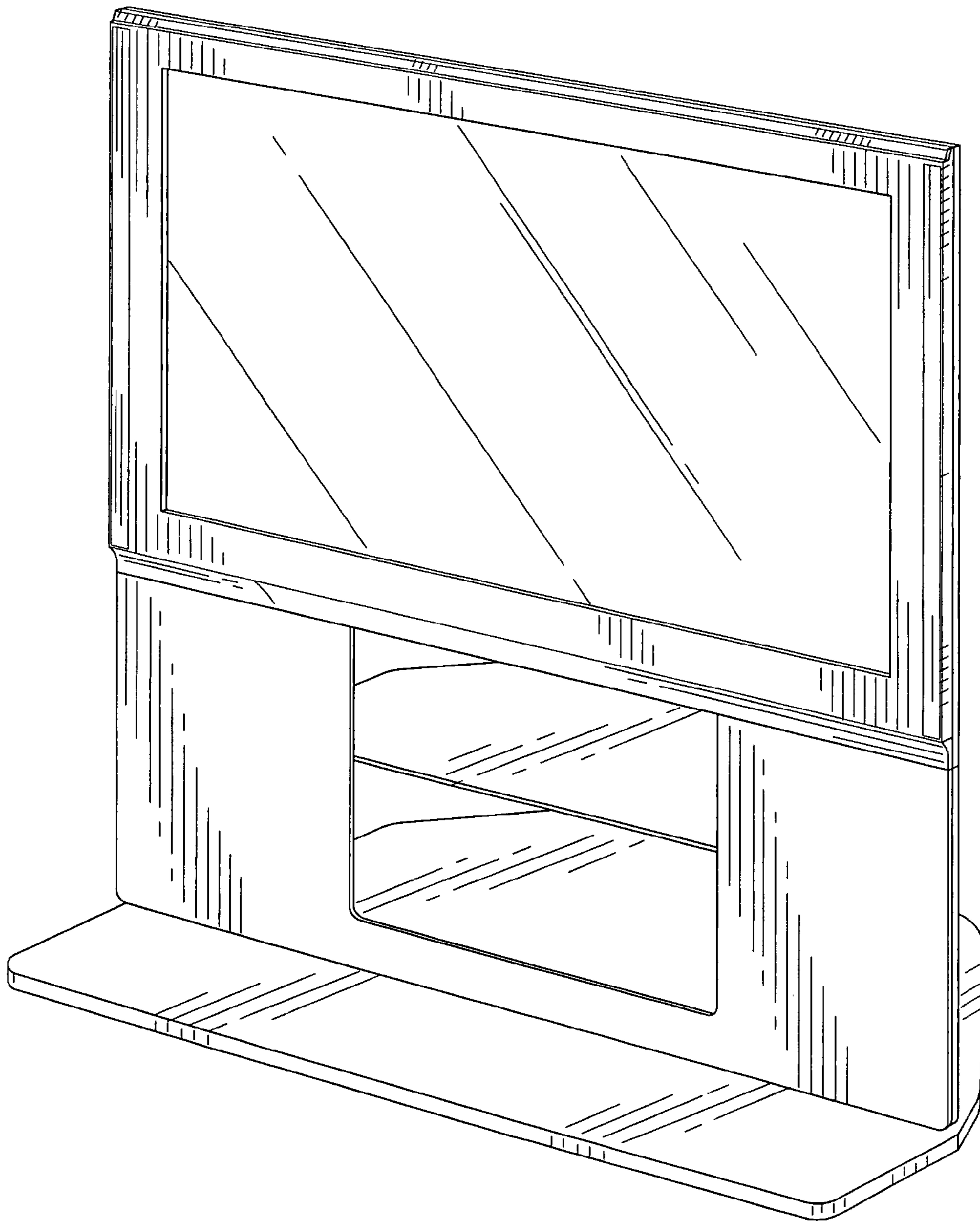
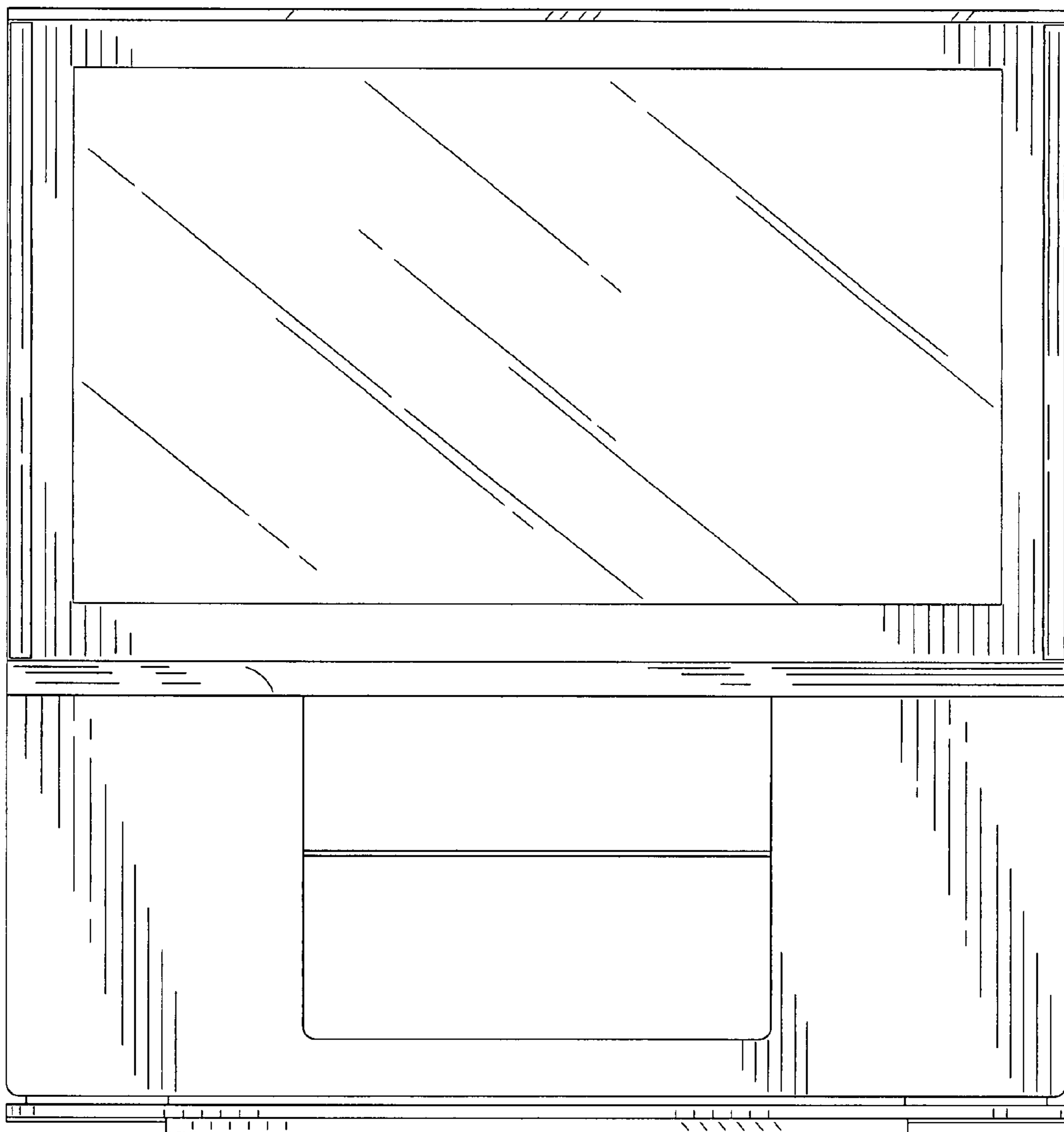
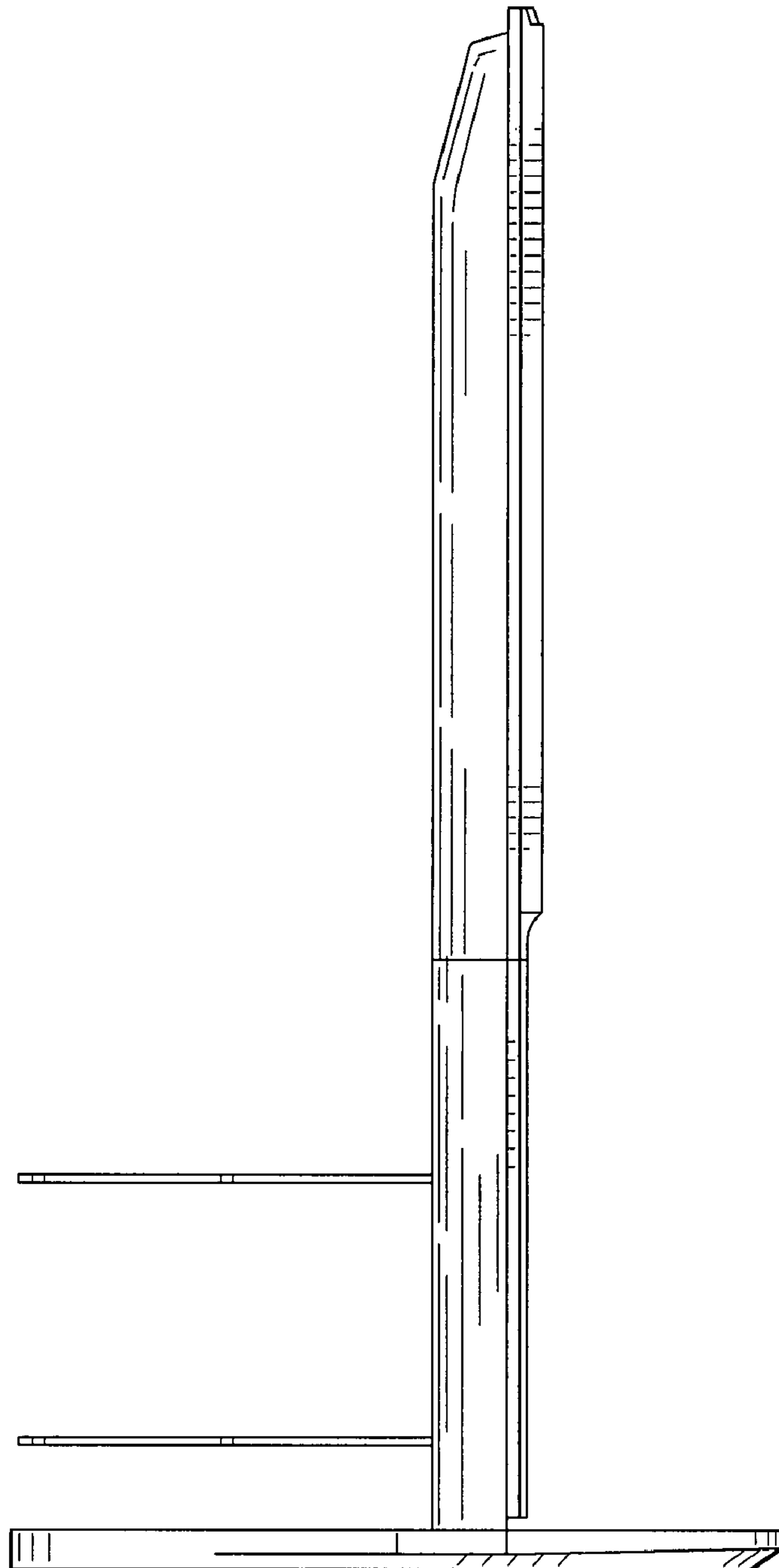


FIG.2



*FIG. 3*



*FIG.4*

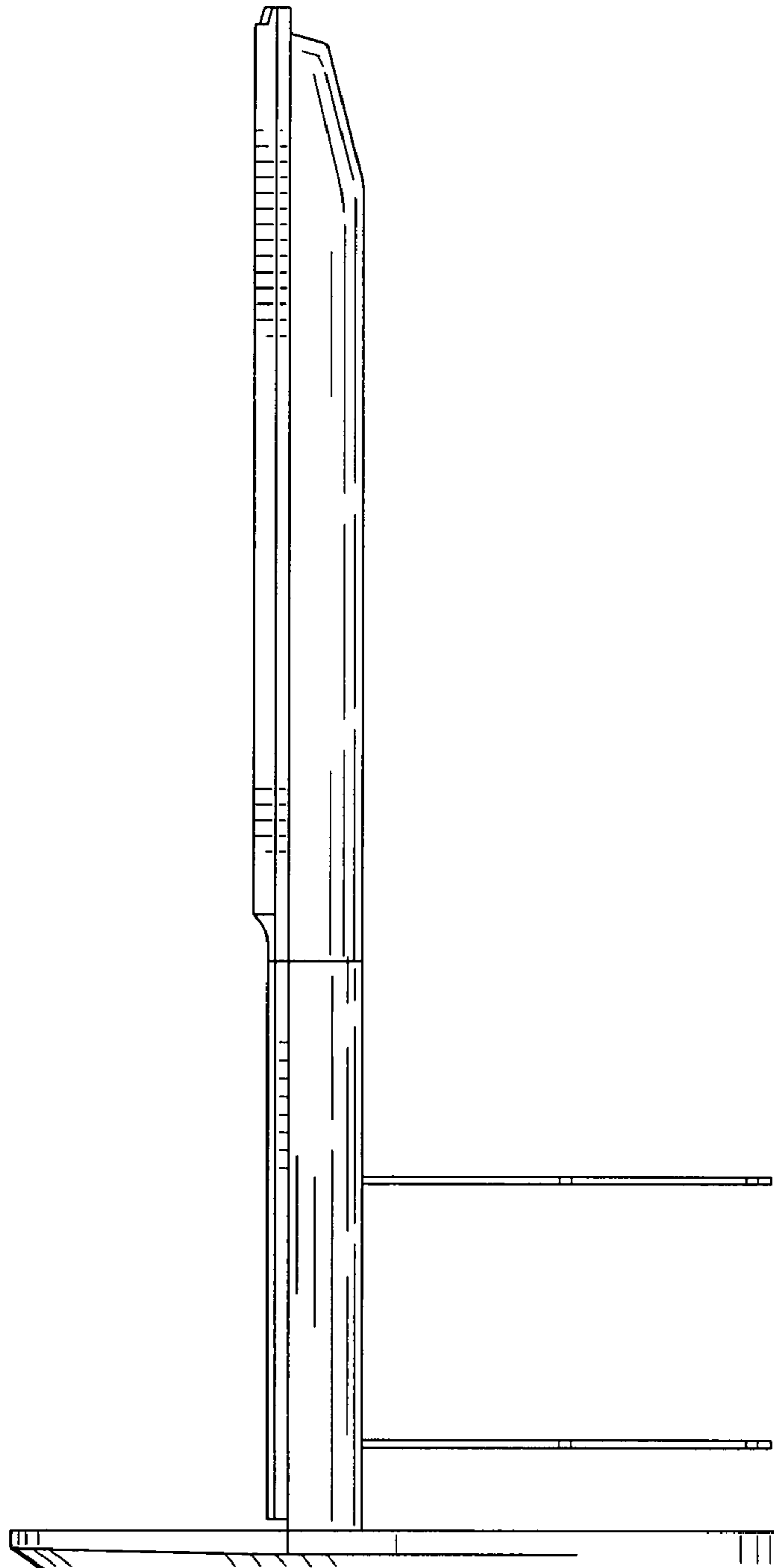


FIG.5

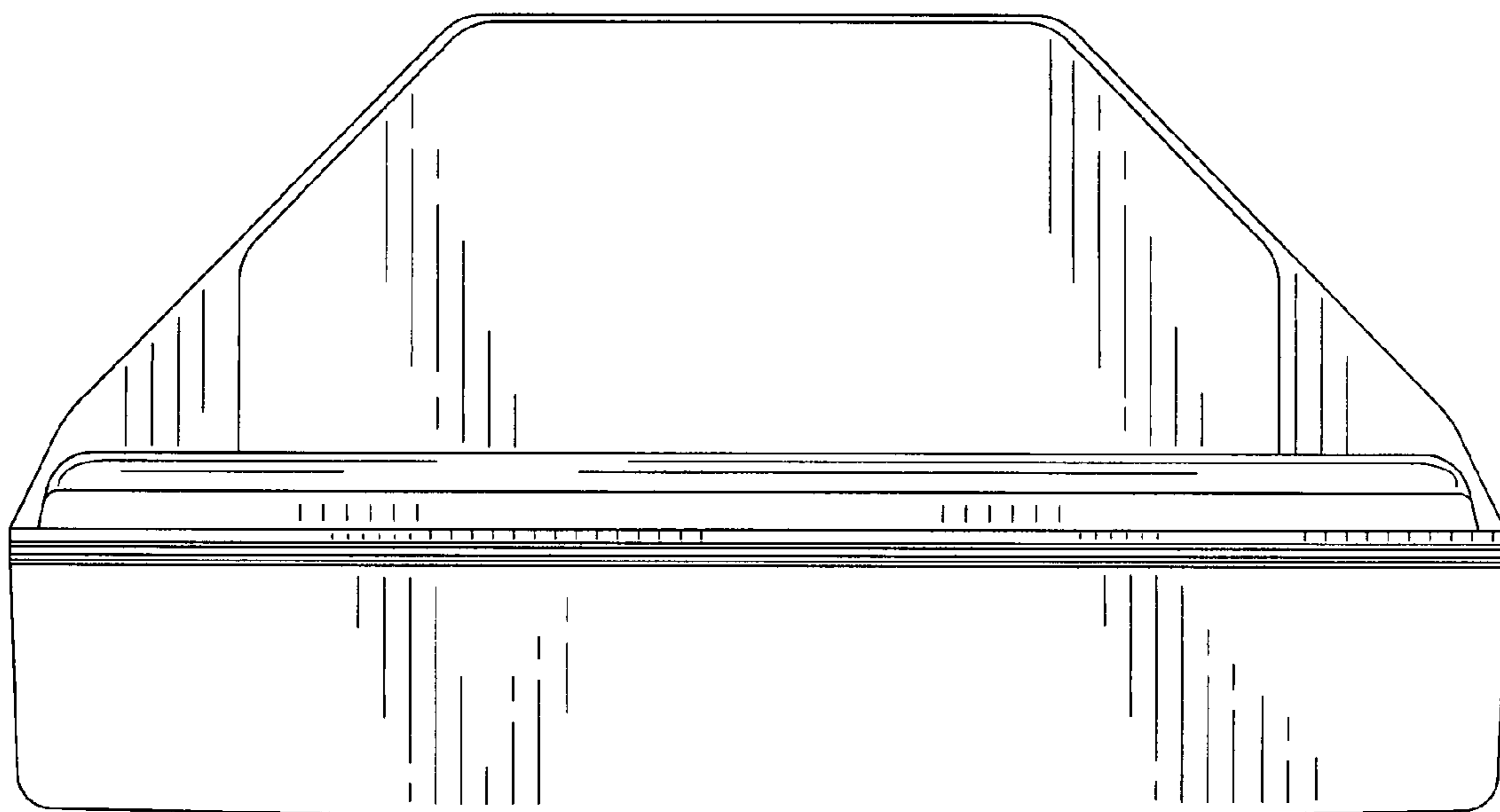
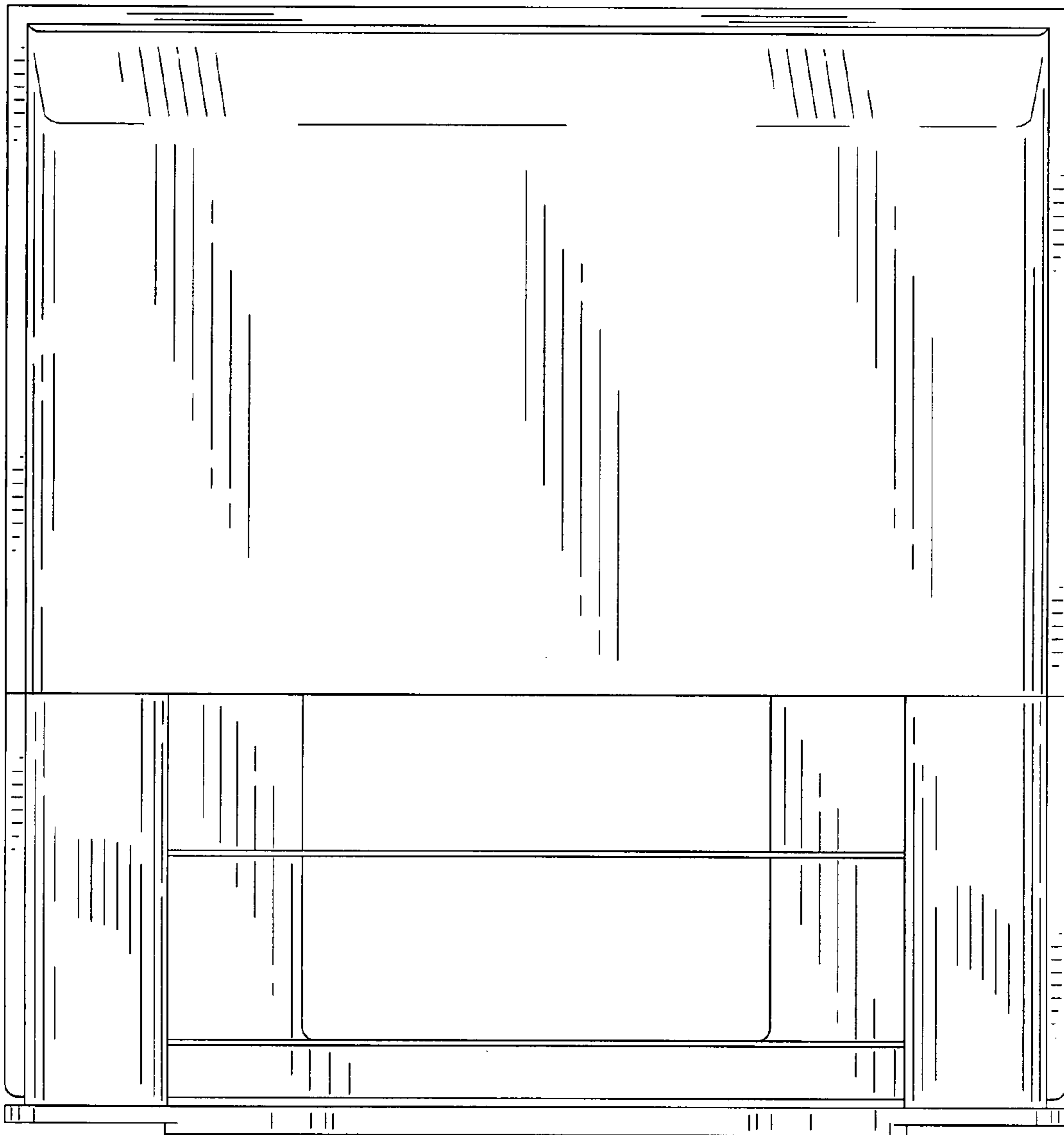


FIG.6



*FIG. 7*

