

US00D563305S

(12) **United States Design Patent**
Schweizer

(10) **Patent No.:** **US D563,305 S**

(45) **Date of Patent:** **** Mar. 4, 2008**

(54) **FRONT FACE OF A VEHICLE WHEEL**

(75) Inventor: **Oliver Schweizer**, Stuttgart (DE)

(73) Assignee: **Bayerische Motoren Werke
Aktiengesellschaft**, Munich (DE)

(**) Term: **14 Years**

(21) Appl. No.: **29/274,462**

(22) Filed: **Apr. 26, 2007**

(30) **Foreign Application Priority Data**

Oct. 27, 2006 (DE) 40605538

(51) **LOC (8) Cl.** **12-16**

(52) **U.S. Cl.** **D12/211**

(58) **Field of Classification Search** D12/204-213;
301/37.101, 64.101, 65, 64.201
See application file for complete search history.

(56) **References Cited**

U.S. PATENT DOCUMENTS

D433,659 S * 11/2000 Frizzi D12/211
D459,689 S * 7/2002 Hieke D12/211

D466,853 S * 12/2002 Maifrini D12/211
D467,855 S * 12/2002 Laengerer D12/209
D486,437 S * 2/2004 Hieke D12/211
D487,418 S * 3/2004 Hieke D12/211
D489,309 S * 5/2004 Laengerer D12/211
D522,432 S * 6/2006 Pfeiffer D12/209
D530,257 S * 10/2006 Pfeiffer D12/211
D540,239 S * 4/2007 Pfeiffer D12/211
D549,150 S * 8/2007 Young D12/211

* cited by examiner

Primary Examiner—Stacia Cadmus

(74) *Attorney, Agent, or Firm*—Crowell & Moring LLP

(57) **CLAIM**

The ornamental design for a front face of a vehicle wheel, as shown and described.



DESCRIPTION

FIG. 1 is a front view of a front face of a vehicle wheel according to my novel design; and,

FIG. 2 is a perspective view thereof.

The broken lines are for illustrative purposes only and form no part of the claimed design.

1 Claim, 1 Drawing Sheet



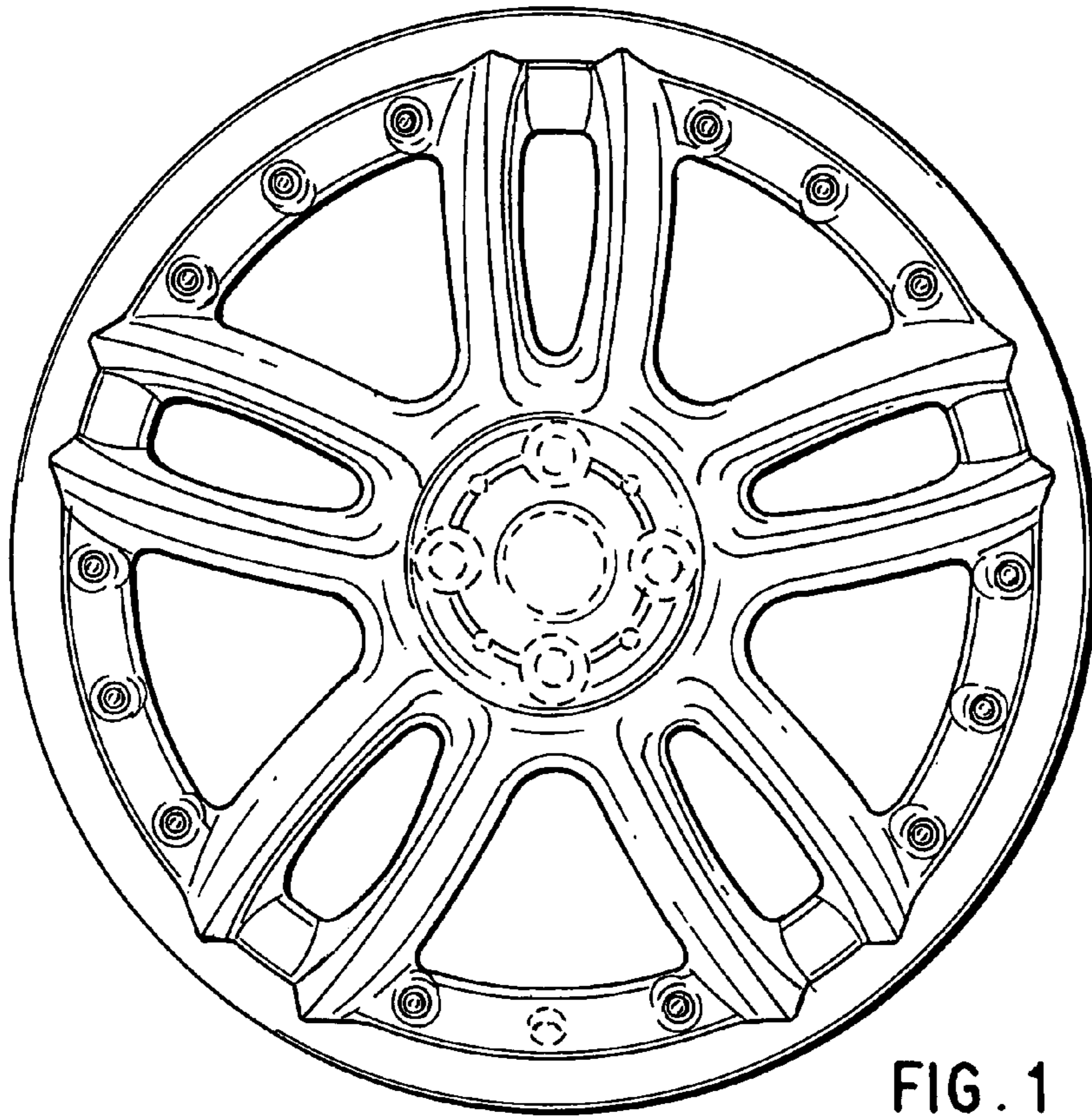


FIG. 1

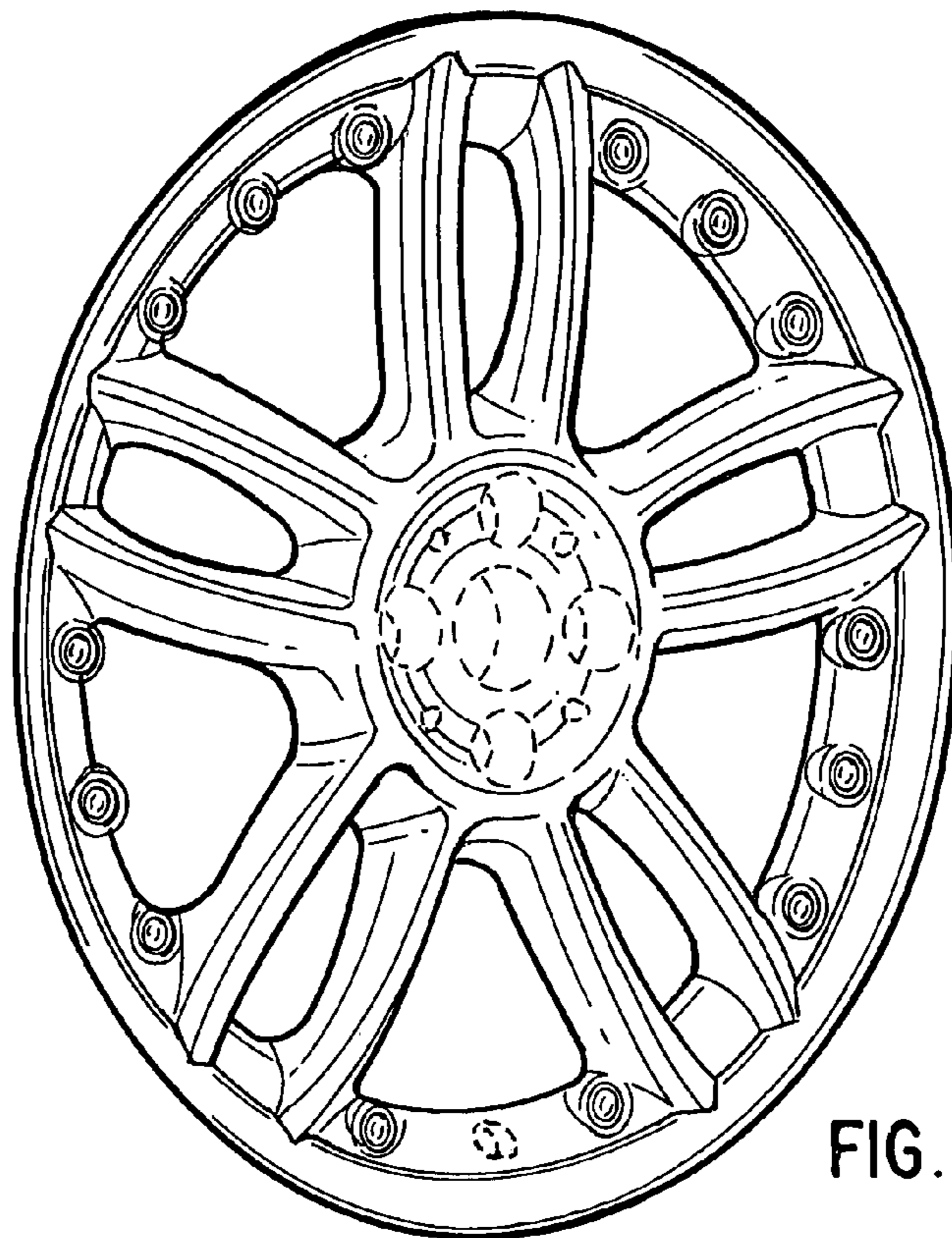


FIG. 2