



US00D563303S

(12) **United States Design Patent**  
**Hatter et al.**

(10) **Patent No.:** **US D563,303 S**  
(45) **Date of Patent:** **\*\* Mar. 4, 2008**

(54) **AIR INTAKE FOR A VEHICLE**  
(75) Inventors: **Anthony-Robert Hatter**, Weissach (DE); **Hakan Saracoglu**, Stuttgart (DE)  
(73) Assignee: **Dr. Ing. h.c.F. Porsche Aktiengesellschaft**, Stuttgart (DE)

D492,228 S \* 6/2004 Hara et al. .... D12/169  
D515,991 S \* 2/2006 Hanaoka ..... D12/169  
D525,575 S \* 7/2006 Matei et al. .... D12/196  
D540,229 S \* 4/2007 Lai ..... D12/190  
D546,251 S \* 7/2007 Hamano ..... D12/169  
D546,736 S \* 7/2007 Golden et al. .... D12/169

(\*\*) Term: **14 Years**

(21) Appl. No.: **29/258,842**

(22) Filed: **Apr. 28, 2006**

(30) **Foreign Application Priority Data**  
Oct. 31, 2005 (EM) ..... 000424684-0001

(51) **LOC (8) Cl.** ..... **12-16**  
(52) **U.S. Cl.** ..... **D12/196; D12/190**  
(58) **Field of Classification Search** ..... D12/196,  
D12/190, 169, 164, 86; D23/324, 393; 296/181.1,  
296/180.1, 180.2; 293/102, 113, 115  
See application file for complete search history.

(56) **References Cited**

**U.S. PATENT DOCUMENTS**

D284,565 S \* 7/1986 Trombley et al. .... D12/190  
D352,924 S \* 11/1994 Borgmann et al. .... D12/190  
D419,938 S \* 2/2000 Sacco et al. .... D12/196  
D449,027 S \* 10/2001 Nakamuta ..... D12/196  
D451,871 S \* 12/2001 Fujii et al. .... D12/196  
D464,923 S \* 10/2002 Snook et al. .... D12/196  
D479,822 S \* 9/2003 Yokomaku ..... D12/196

\* cited by examiner

*Primary Examiner*—Elizabeth A. Albert  
*Assistant Examiner*—Abraham Bahta  
(74) *Attorney, Agent, or Firm*—Crowell & Moring LLP

(57) **CLAIM**

The ornamental design for an air intake for a vehicle, as shown and described.

**DESCRIPTION**

This application is related to the following co-pending application, filed on even date herewith: Application Ser. No. 29/258,852, entitled “Surface Configuration of a Vehicle, Toy, and/or Other Replicas”.

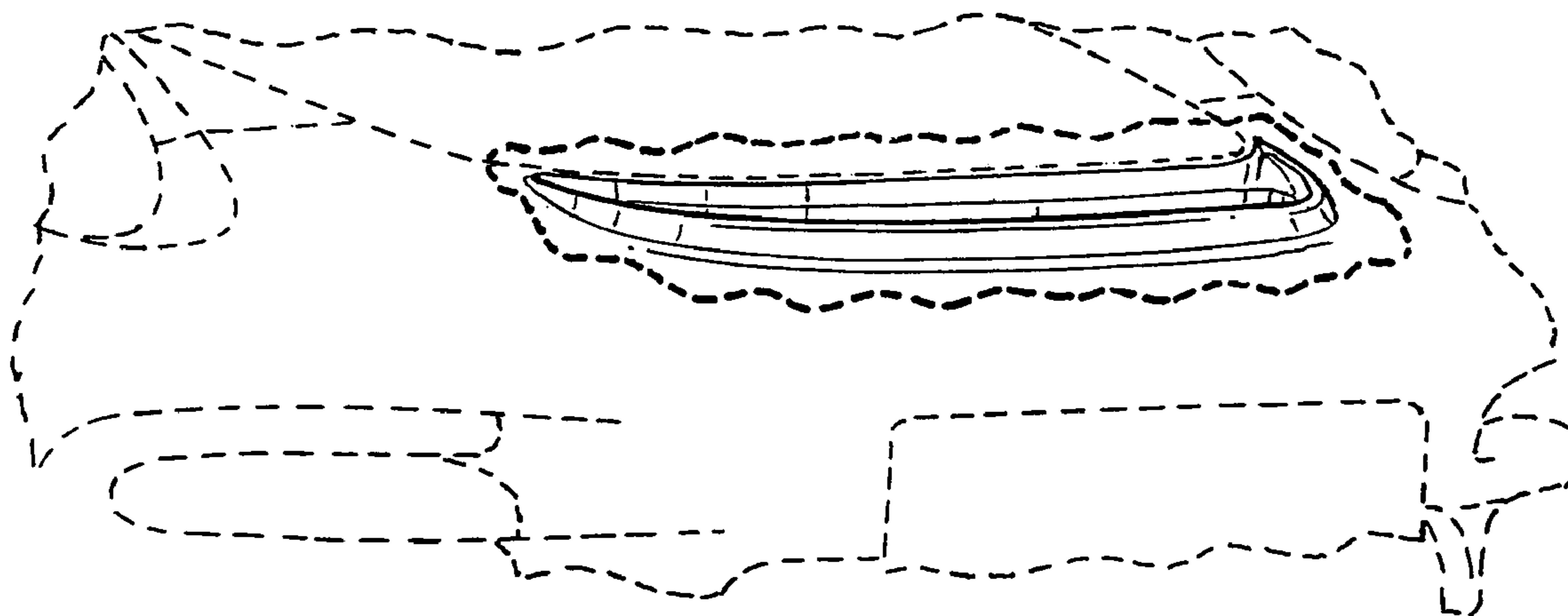
FIG. 1 is a left, front perspective view of an air intake for a vehicle showing our new design, the right, front perspective view being a mirror image thereof;

FIG. 2 is a front view thereof; and,

FIG. 3 is a top view thereof.

The broken lines are for illustrative purposes only and form no part of the claimed design.

**1 Claim, 2 Drawing Sheets**



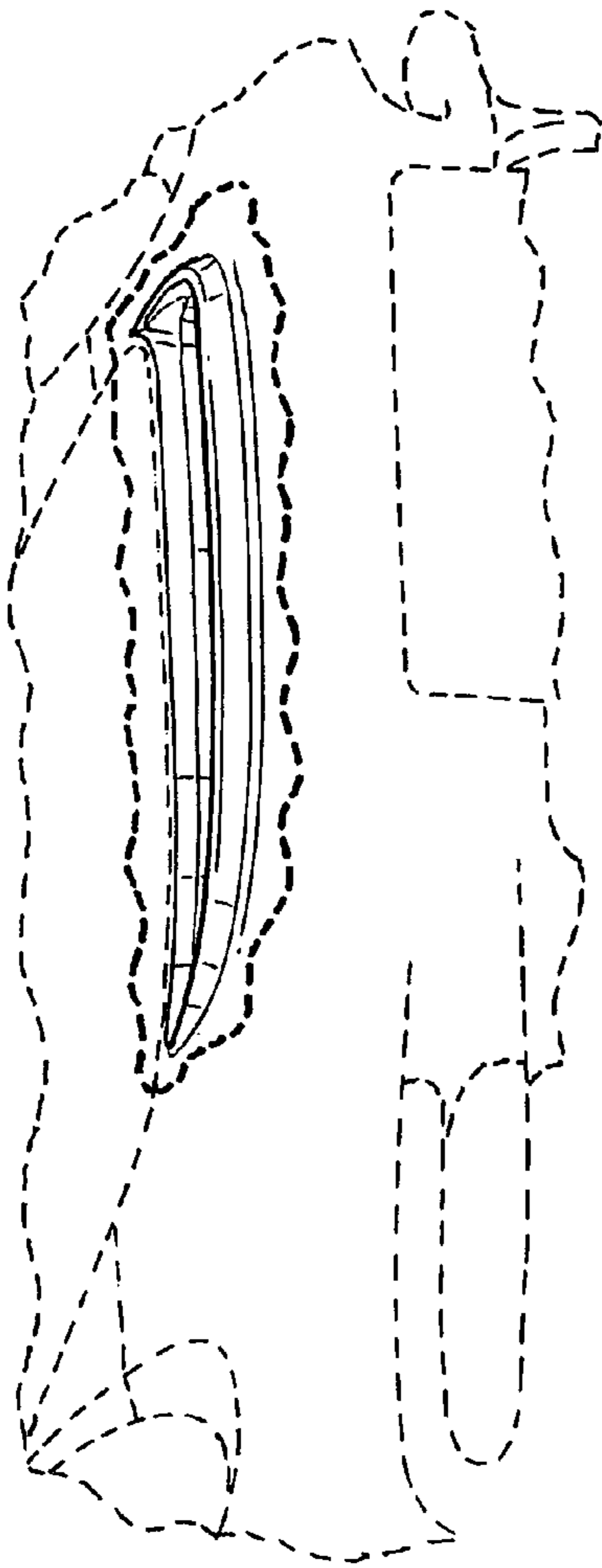


FIG. 1

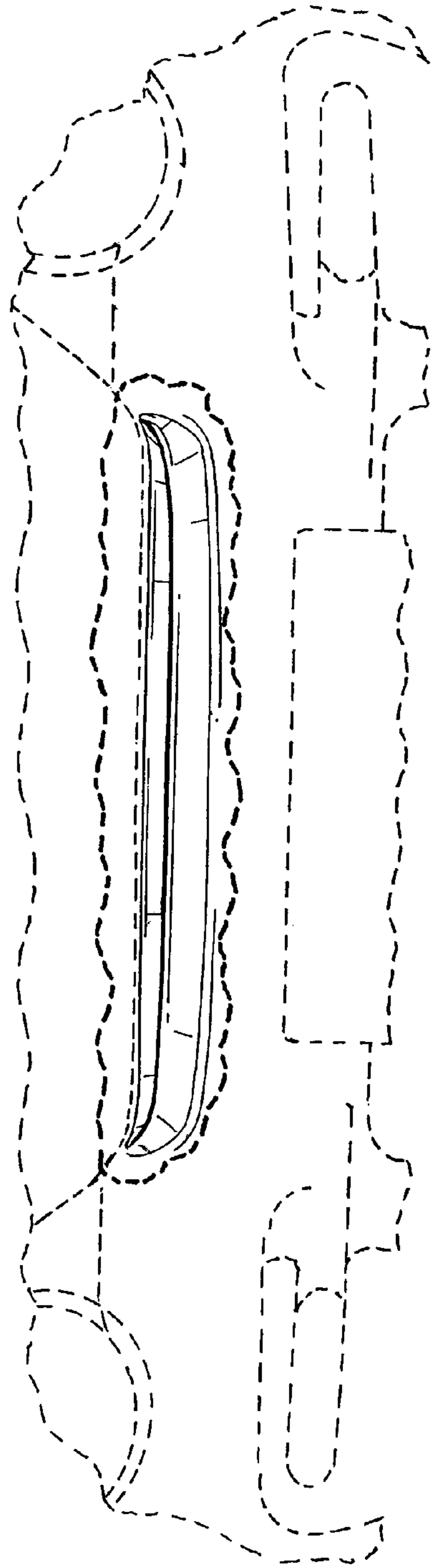


FIG. 2

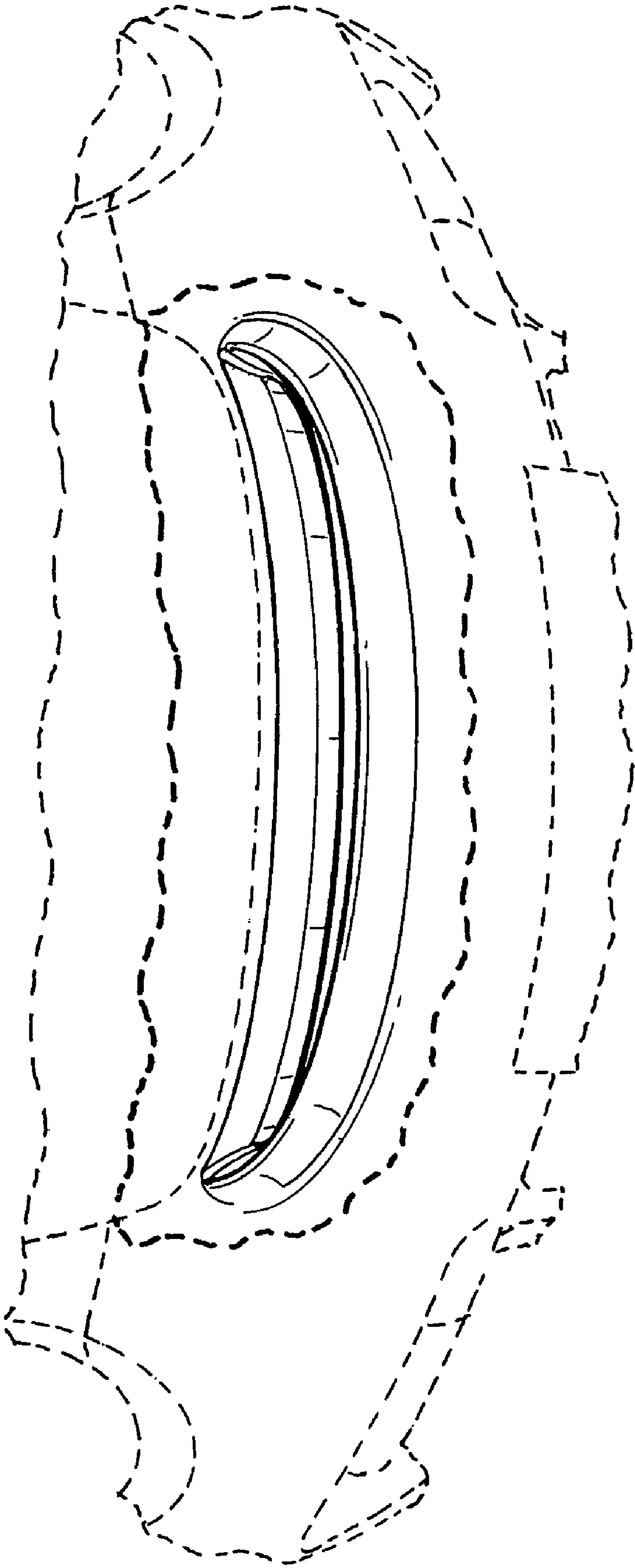


FIG. 3