

US00D563291S

(12) **United States Design Patent**
Nishihama et al.

(10) **Patent No.:** **US D563,291 S**
(45) **Date of Patent:** **** Mar. 4, 2008**

(54) **REAR BUMPER FOR A MOTOR VEHICLE**

D540,724 S * 4/2007 Levy D12/169
D550,130 S * 9/2007 Lamarre D12/169

(75) Inventors: **Toyokazu Nishihama**, Toyota (JP);
Masaaki Yagi, Toyota (JP)

* cited by examiner

(73) Assignee: **Toyota Jidosha Kabushiki Kaisha**,
Toyota (JP)

Primary Examiner—Melody N. Brown
(74) *Attorney, Agent, or Firm*—Finnegan, Henderson,
Farabow, Garrett & Dunner, L.L.P.

(**) Term: **14 Years**

(57) **CLAIM**

(21) Appl. No.: **29/272,357**

The ornamental design for a rear bumper for a motor
vehicle, as shown and described.

(22) Filed: **Feb. 7, 2007**

(51) **LOC (8) Cl.** **12-16**

(52) **U.S. Cl.** **D12/169**

(58) **Field of Classification Search** D12/90-92,
D12/86, 169, 196, 163; 296/193.1, 181.1;
293/102, 113, 115, 117, 120

See application file for complete search history.

DESCRIPTION

FIG. 1 is a perspective view of a rear bumper for a motor
vehicle of our new design;

FIG. 2 is a front view thereof;

FIG. 3 is a top plan view thereof;

FIG. 4 is a bottom plan view thereof;

FIG. 5 is a right-side view thereof; and,


FIG. 6 is a left-side view thereof.

(56) **References Cited**

U.S. PATENT DOCUMENTS

D502,900 S 3/2005 Ikuma
D535,232 S * 1/2007 Miyata et al. D12/169

1 Claim, 3 Drawing Sheets



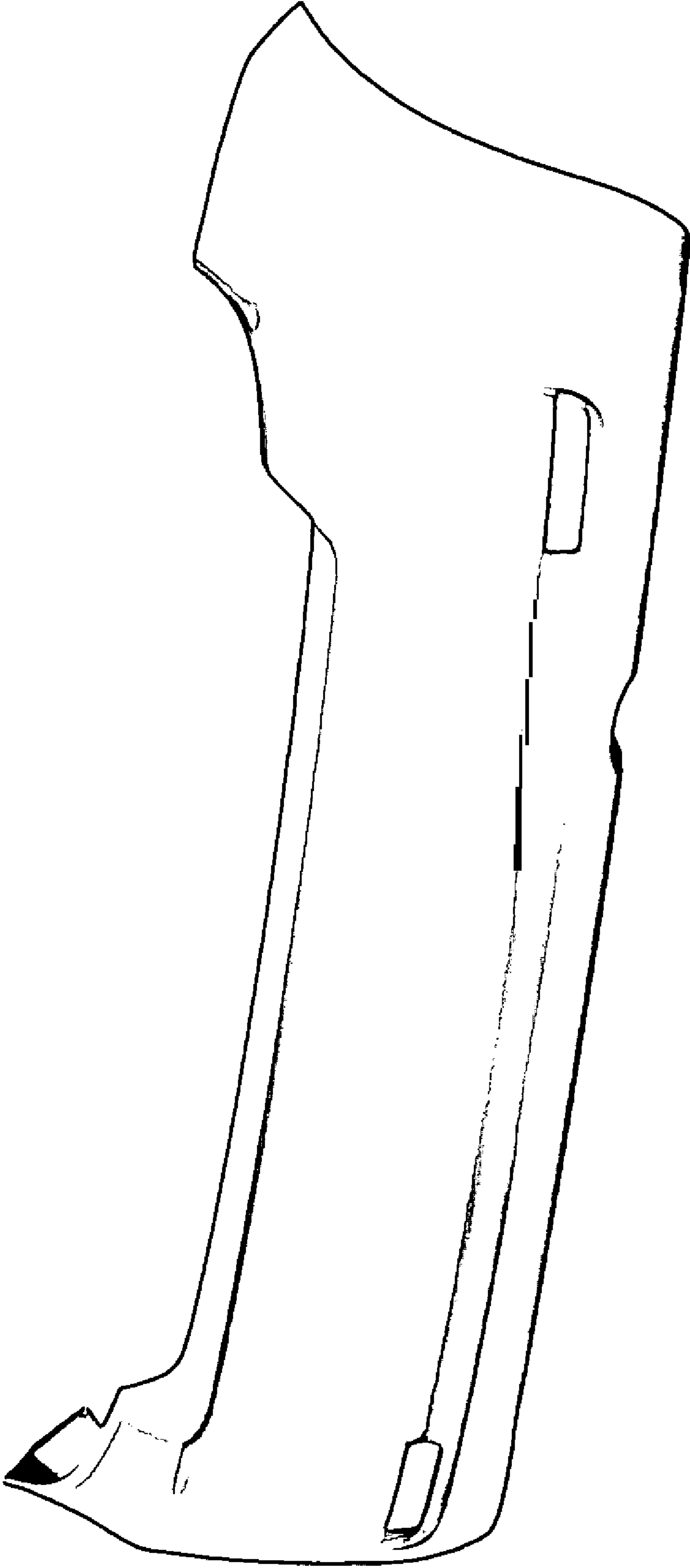


FIG. 1




FIG. 2




FIG. 3



FIG. 4

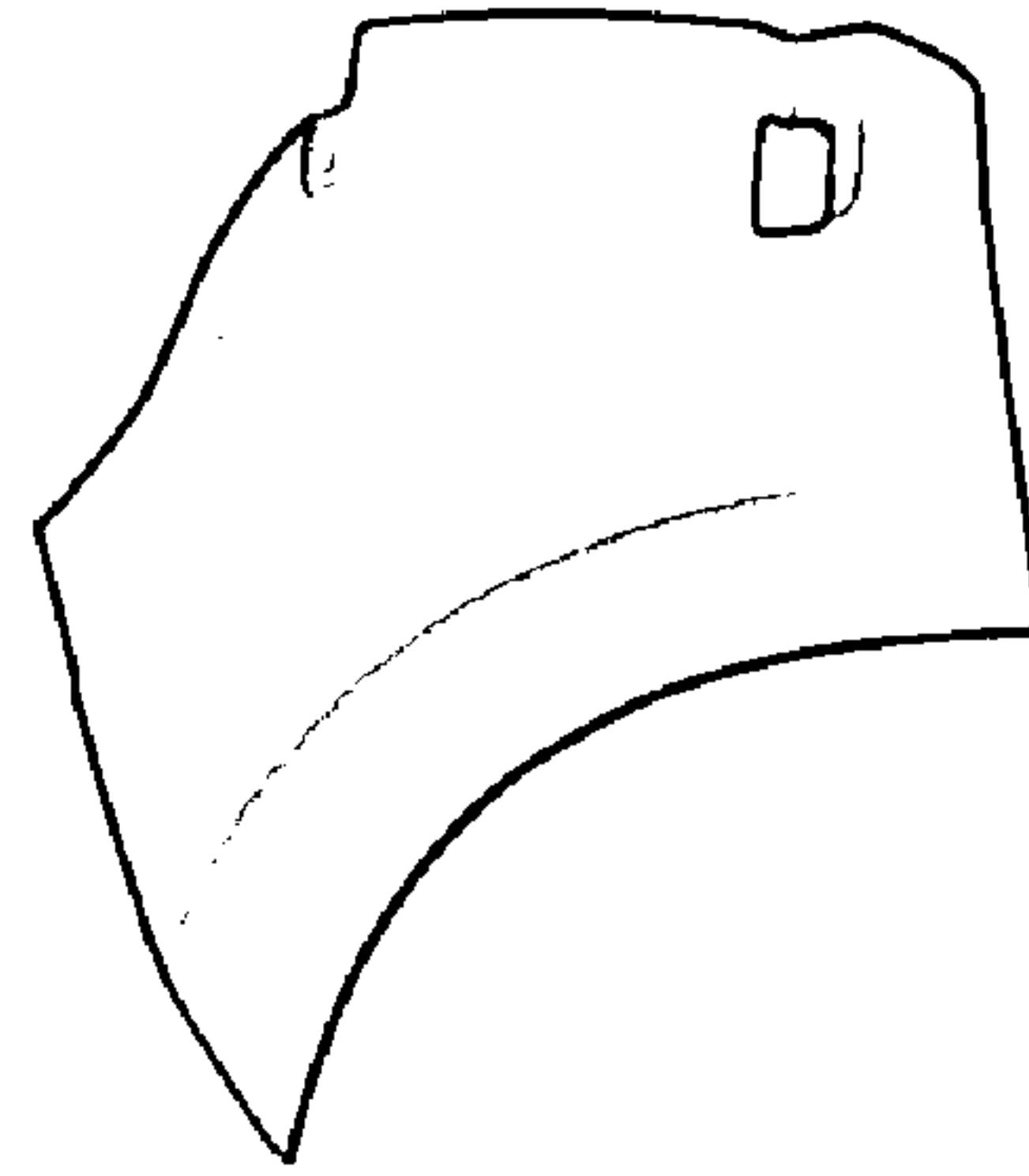


FIG. 6

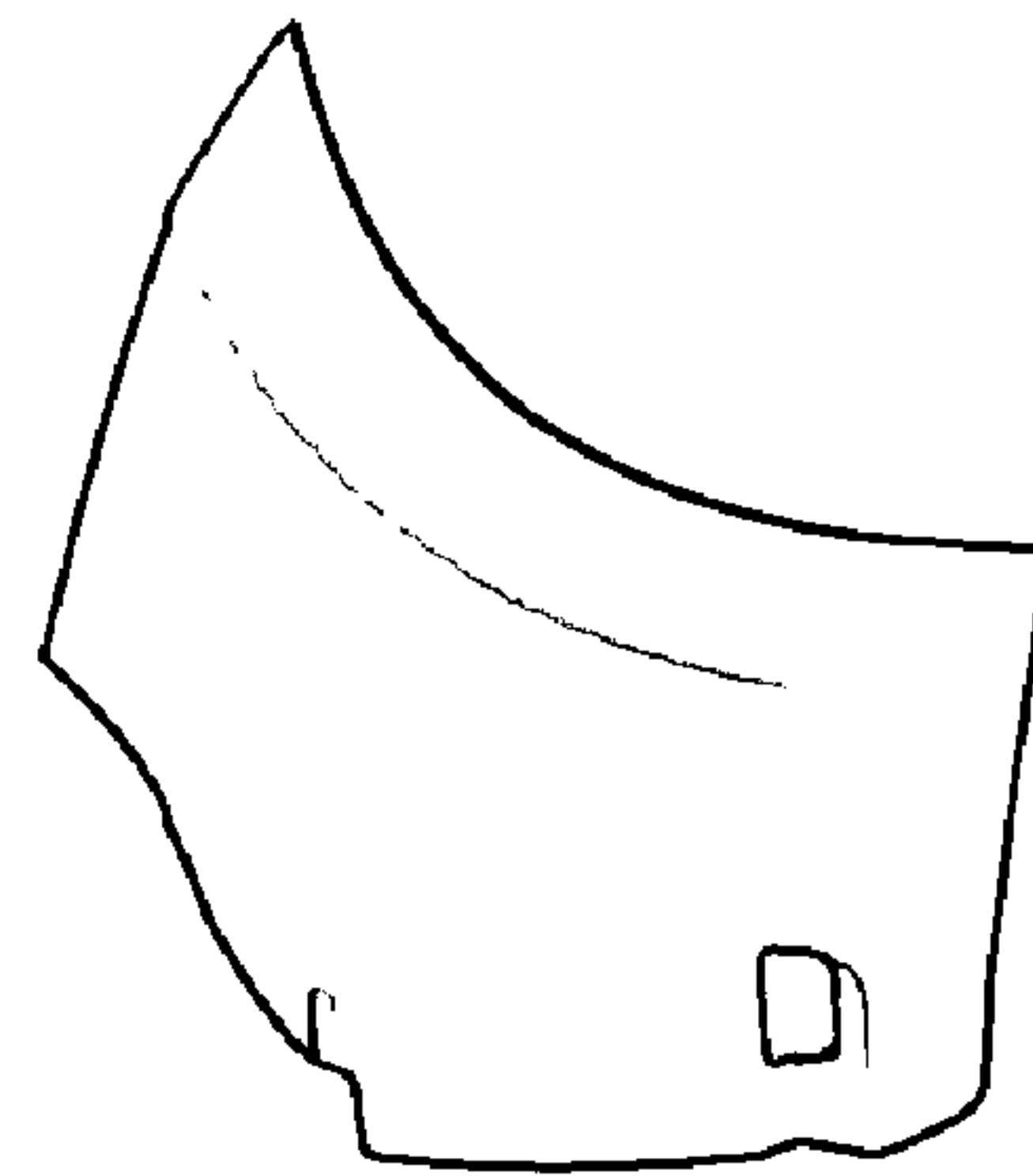


FIG. 5