

US00D563288S

(12) **United States Design Patent** (10) **Patent No.:** **US D563,288 S**
Moore (45) **Date of Patent:** **** Mar. 4, 2008**

(54) **TRUCK VEHICLE**

(76) Inventor: **Daniel J. Moore**, 1670 45 Rd.,
Bellewood, NE (US) 68624

(**) Term: **14 Years**

(21) Appl. No.: **29/244,404**

(22) Filed: **Dec. 8, 2005**

(51) **LOC (8) Cl.** **12-16**

(52) **U.S. Cl.** **D12/163**

(58) **Field of Classification Search** D12/163,
D12/171, 90-92, 86; 180/68.1, 68.6; 296/193.1
See application file for complete search history.

(56) **References Cited**

U.S. PATENT DOCUMENTS

D497,847 S	*	11/2004	Elwell et al.	D12/163
D497,848 S	*	11/2004	Elwell et al.	D12/163
D500,266 S	*	12/2004	Elwell et al.	D12/163
D500,267 S	*	12/2004	Elwell et al.	D12/163
D500,466 S	*	1/2005	Elwell et al.	D12/163

* cited by examiner

Primary Examiner—Melody N. Brown

(74) *Attorney, Agent, or Firm*—Dennis L. Thomte; Thomte
Law Office LLC

(57) **CLAIM**

The ornamental design for a truck vehicle, as shown and
described.

DESCRIPTION

FIG. 1 is a front perspective view of the truck vehicle of the
present invention as the same could be mounted within a
vehicle;

FIG. 2 is a top plan view of the truck vehicle of the present
invention;


FIG. 3 is a front elevation view of the truck vehicle of the
present invention, which is substantially similar to its rear
elevation view;

FIG. 4 is a side elevation view of the front truck vehicle of
the present invention; and,

FIG. 5 is a bottom plan view of the truck vehicle of the
present invention.

The broken line drawings in FIG. 1 are for illustrative
purposes only and form no part of the claimed design.

1 Claim, 2 Drawing Sheets



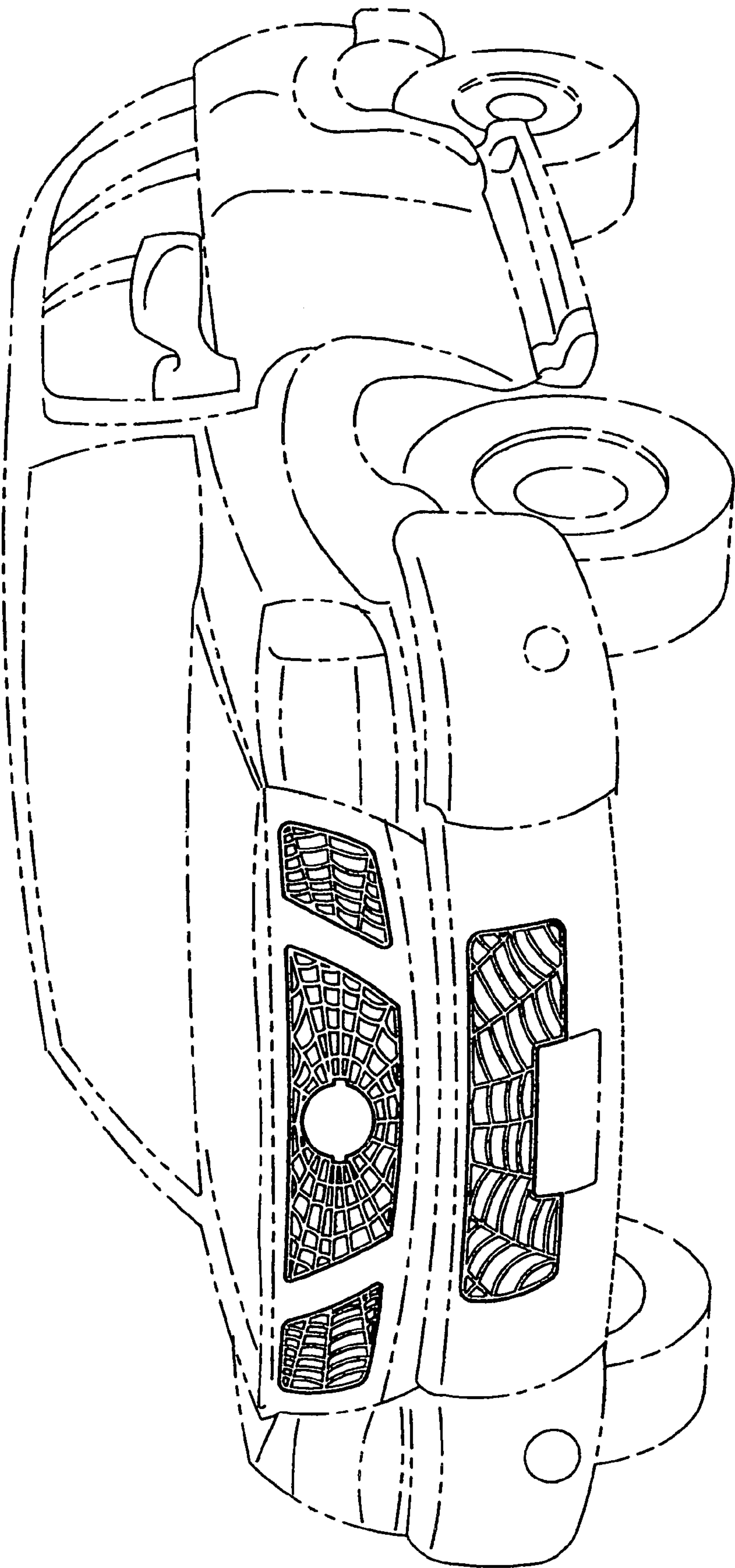


FIG. 1

FIG. 2





FIG. 3

FIG. 4



FIG. 5