



US00D563278S

(12) **United States Design Patent**  
**Nakagawa et al.**

(10) **Patent No.:** **US D563,278 S**  
(45) **Date of Patent:** **\*\* Mar. 4, 2008**

(54) **SURFACE CONFIGURATION OF A VEHICLE BODY, TOY, AND/OR REPLICA**

D525,175 S \* 7/2006 Konaka ..... D12/92

\* cited by examiner

(75) Inventors: **Shinichi Nakagawa**, Ebina (JP);  
**Shinichiro Irie**, Machida (JP)

*Primary Examiner*—Melody N. Brown  
(74) *Attorney, Agent, or Firm*—Foley & Lardner LLP

(73) Assignee: **Nissan Motor Co., Ltd.**, Yokohama-shi (JP)

(57) **CLAIM**

(\*\*) Term: **14 Years**

The ornamental design for a surface configuration of a vehicle body, toy, and/or replica, as shown and described.

(21) Appl. No.: **29/264,494**

**DESCRIPTION**

(22) Filed: **Aug. 11, 2006**

FIG. 1 is a front perspective view of a surface configuration of a vehicle body, toy, and/or replica;

(51) **LOC (8) Cl.** ..... **12-08**

FIG. 2 is a rear perspective view thereof;

(52) **U.S. Cl.** ..... **D12/92**

FIG. 3 is a front view thereof;

(58) **Field of Classification Search** ..... D12/90–92,  
D12/86; 296/181.1, 181.5

FIG. 4 is a rear view thereof;

See application file for complete search history.

FIG. 5 is a top plan view thereof;

(56) **References Cited**

FIG. 6 is a left side view thereof; and,

**U.S. PATENT DOCUMENTS**

FIG. 7 is a right side view thereof.

D514,475 S \* 2/2006 Lee ..... D12/92

**1 Claim, 7 Drawing Sheets**



FIG.1




FIG.2



FIG.3

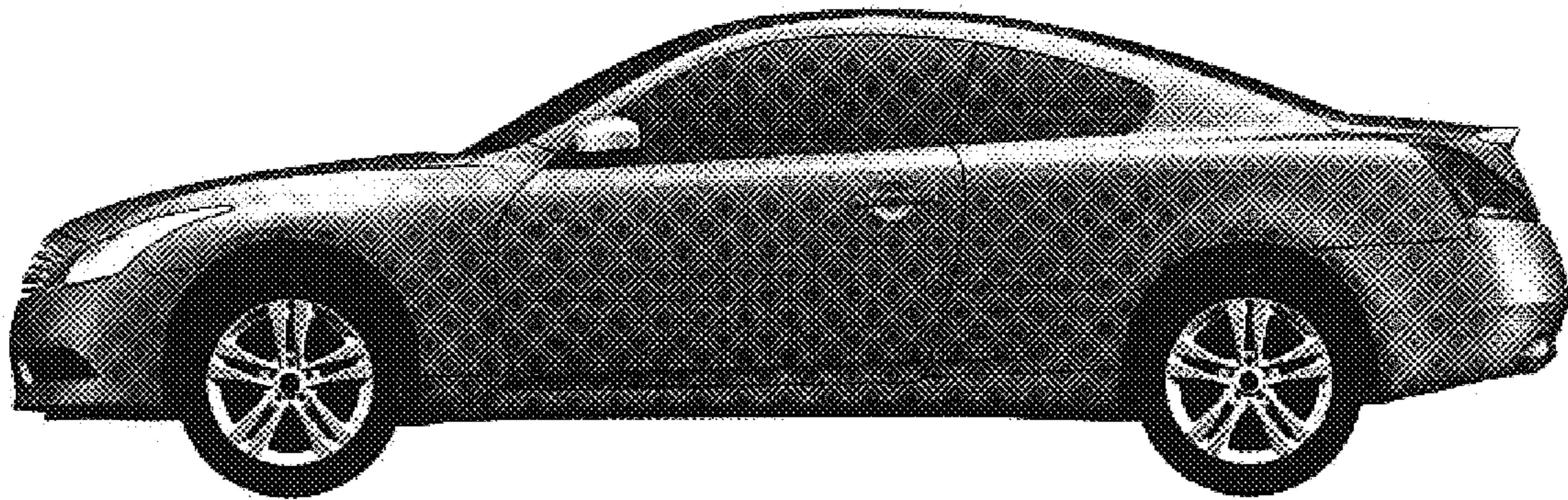


FIG.4

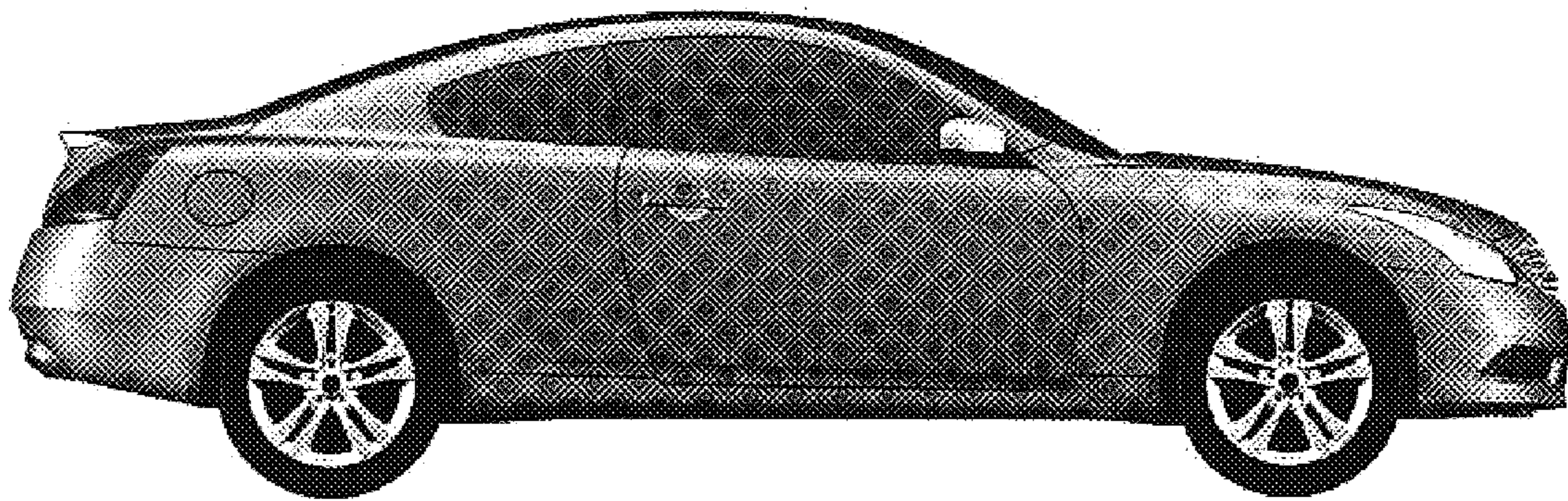



FIG.5



**FIG.6**

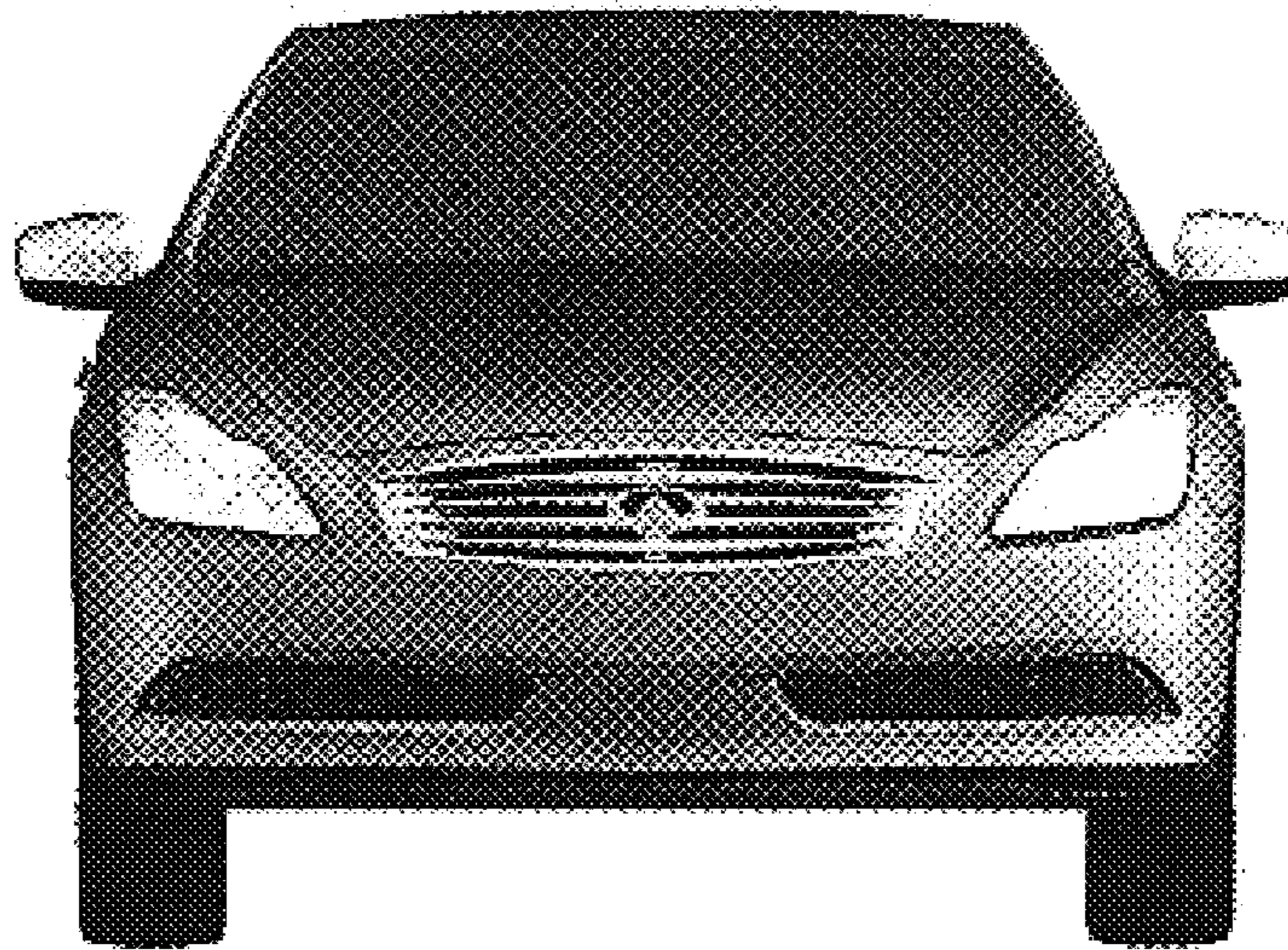


FIG. 7

