



US00D563273S

(12) **United States Design Patent**
Zhang et al.

(10) **Patent No.:** **US D563,273 S**
(45) **Date of Patent:** **** Mar. 4, 2008**

(54) **MULTI-UTILITY MINI-BUS**
(75) Inventors: **Xinghai Zhang**, Chongqing (CN); **Zili Peng**, Chongqing (CN)
(73) Assignee: **Chongqing Sokon Automobile Industry (Group) Co., Ltd.**, Chongqing (CN)

D505,097 S * 5/2005 Rodriguez D12/91
D508,435 S * 8/2005 Wakasugi et al. D12/91
D513,480 S * 1/2006 Minowa et al. D12/91
D515,460 S * 2/2006 Oosawa et al. D12/91
D525,911 S * 8/2006 Taguchi et al. D12/91
D531,086 S * 10/2006 Zhang et al. D12/90

* cited by examiner

Primary Examiner—Melody N. Brown
(74) *Attorney, Agent, or Firm*—Panitch Schwarze Belisario & Nadel LLP

(**) **Term:** **14 Years**
(21) **Appl. No.:** **29/277,774**
(22) **Filed:** **Mar. 9, 2007**

(57) **CLAIM**

The ornamental design for a multi-utility mini-bus, as shown and described.


(30) **Foreign Application Priority Data**
Sep. 11, 2006 (CN) 2006 3 0012366
(51) **LOC (8) Cl.** **12-08**
(52) **U.S. Cl.** **D12/84; D12/91**
(58) **Field of Classification Search** D12/90-92,
D12/86, 84; 296/181.1, 181.5
See application file for complete search history.

DESCRIPTION

FIG. 1 is a left-side elevational view of a multi-utility mini-bus in accordance with my new design;
FIG. 2 is a top plan view thereof;
FIG. 3 is a right-side elevational view thereof;
FIG. 4 is a front elevational view thereof; and,
FIG. 5 is a rear elevational view thereof.

(56) **References Cited**
U.S. PATENT DOCUMENTS
D501,428 S * 2/2005 Takahashi et al. D12/91

1 Claim, 2 Drawing Sheets






Fig. 1




Fig. 2




Fig. 3



Fig. 4




Fig. 5