

US00D563256S

(12) **United States Design Patent**  
**Borraccino et al.**

(10) **Patent No.:** **US D563,256 S**

(45) **Date of Patent:** **\*\* Mar. 4, 2008**

(54) **STRAP**

(75) Inventors: **Marco Borraccino**, Milan (IT); **Angelo Bonati**, Sesto San Giovanni (IT)

(73) Assignee: **Richemont International S.A.**,  
Villars-sur-Glane (CH)

(\*\*) Term: **14 Years**

(21) Appl. No.: **29/270,561**

(22) Filed: **Dec. 28, 2006**

(51) **LOC (8) Cl.** ..... **11-01**

(52) **U.S. Cl.** ..... **D11/3; D10/32**

(58) **Field of Classification Search** ..... D11/1-25,  
D11/32, 93, 94; 59/78, 79.2; 63/1.11, 3,  
63/3.1, 3.2, 5.1, 5.2, 7-11; 224/175  
See application file for complete search history.

(56) **References Cited**

**U.S. PATENT DOCUMENTS**

D330,166 S \* 10/1992 Park ..... D10/32  
D394,402 S \* 5/1998 Riley ..... D10/32

D395,244 S \* 6/1998 Riley ..... D10/32  
D408,314 S \* 4/1999 Kojima et al. .... D11/3  
D409,940 S \* 5/1999 Spandrio et al. .... D11/3  
D522,900 S \* 6/2006 Yamamoto et al. .... D11/3  
D523,369 S \* 6/2006 Jacober et al. .... D11/3

\* cited by examiner

*Primary Examiner*—Cathron Brooks

*Assistant Examiner*—Michael A. Pratt

(74) *Attorney, Agent, or Firm*—Young & Thompson

(57) **CLAIM**

The ornamental design for a strap, as shown and described.

**DESCRIPTION**

FIG. 1 is a top view of part of the strap.

FIG. 2 is a bottom view of part of the strap.

FIG. 3 is a side view from the bottom of FIG. 1.

FIG. 4 is a side view from the top of FIG. 1; and,

FIG. 5 is a perspective view of parts of the strap

**1 Claim, 1 Drawing Sheet**

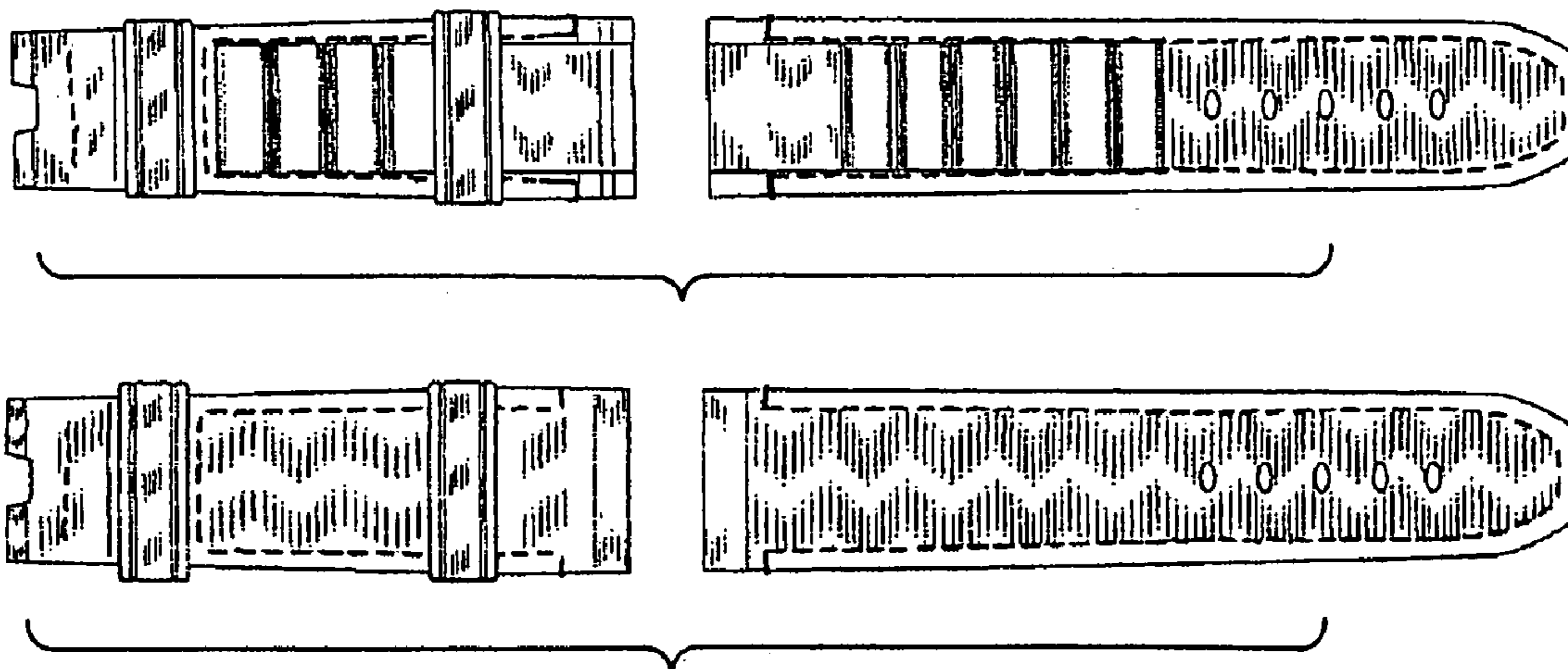


Fig.1

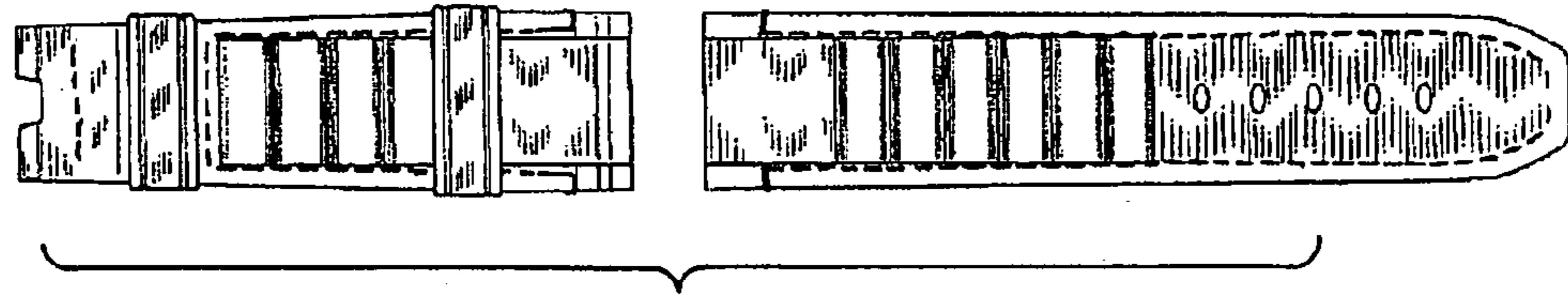


Fig.2

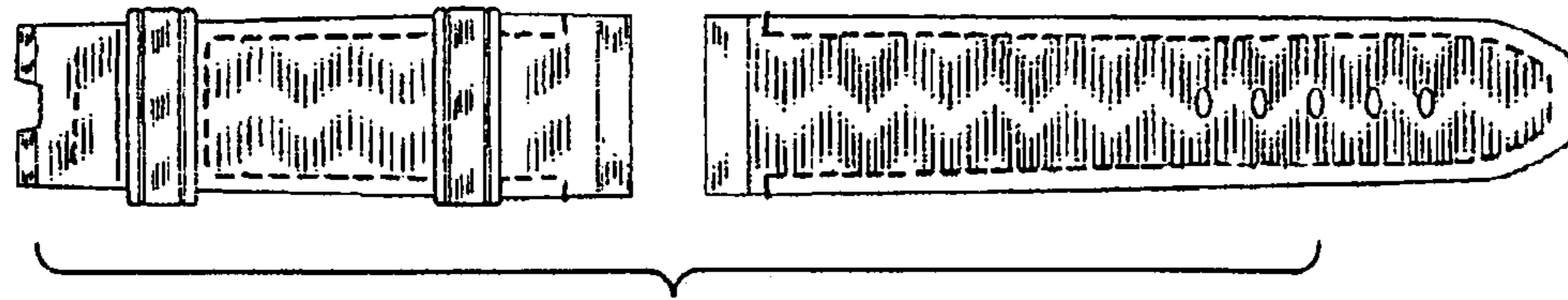


Fig.3

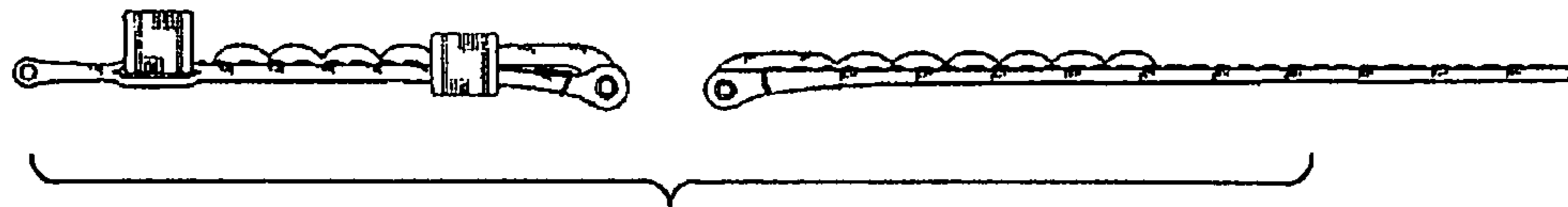


Fig.4

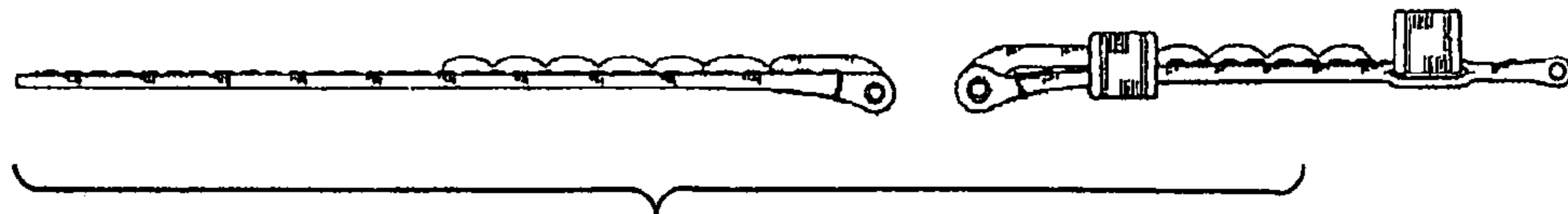


Fig.5

