

US00D563245S

(12) **United States Design Patent** (10) **Patent No.:** **US D563,245 S**
Deboves et al. (45) **Date of Patent:** **** Mar. 4, 2008**

(54) **NAVIGATIONAL UNIT**

(75) Inventors: **Fabien Deboves**, Ruell Malmaison (FR); **Axel Lehovetzki**, Paris (FR)

(73) Assignee: **Viamichelin**, Boulogne - Billancourt (FR)

(**) Term: **14 Years**

(21) Appl. No.: **29/250,483**

(22) Filed: **Nov. 16, 2006**

(30) **Foreign Application Priority Data**

May 17, 2006 (EM) 000530498-0001

(51) **LOC (8) Cl.** **10-04**

(52) **U.S. Cl.** **D10/65**

(58) **Field of Classification Search** D10/65, D10/80; D14/347; 342/351, 419, 457, 357.06-357.13; 343/702; 345/87, 104, 133, 156, 168, 173, 345/901-905; 348/180, 184, 315, 739; 364/444, 364/499; 701/206-209, 213, 214

See application file for complete search history.

(56) **References Cited**

U.S. PATENT DOCUMENTS

D467,512 S *	12/2002	Miyazaki	D10/65
D514,003 S *	1/2006	Kim	D10/65
D540,203 S *	4/2007	Jeon	D10/65
D541,186 S *	4/2007	Lammers-Meis et al.	D10/65
D541,682 S *	5/2007	Uno	D10/65
D543,876 S *	6/2007	Kalis et al.	D10/65
D544,381 S *	6/2007	Lammers-Meis et al.	D10/65

* cited by examiner

Primary Examiner—Antoine D. Davis

(74) *Attorney, Agent, or Firm*—Novak Druce + Quigg LLP

(57) **CLAIM**

The ornamental design for a navigational unit, as shown and described.

DESCRIPTION

FIG. 1 is a perspective view of a navigational unit;

FIG. 2 is top plan view thereof; and,

FIG. 3 is a bottom plan view thereof.

1 Claim, 2 Drawing Sheets

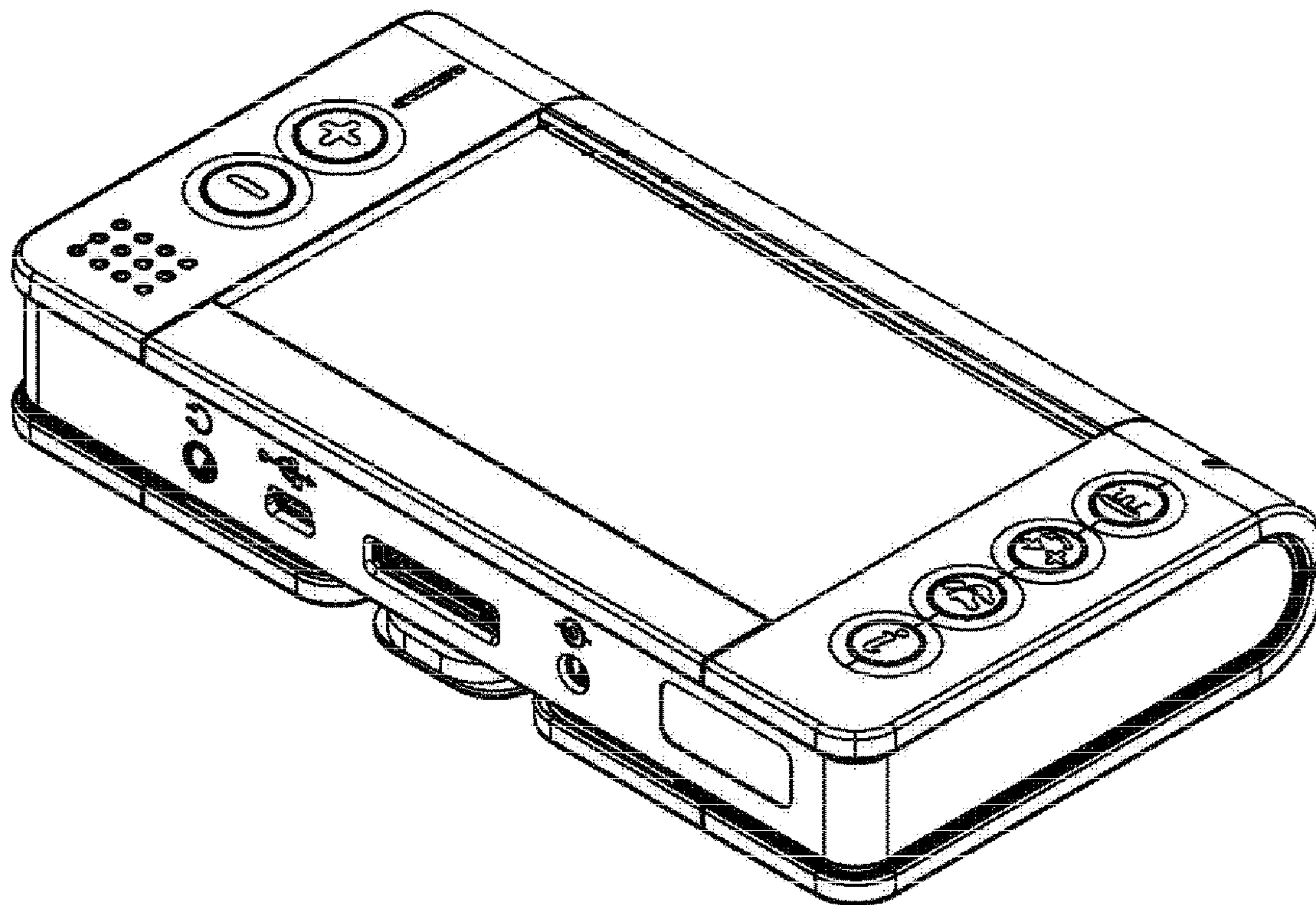


FIG. 1

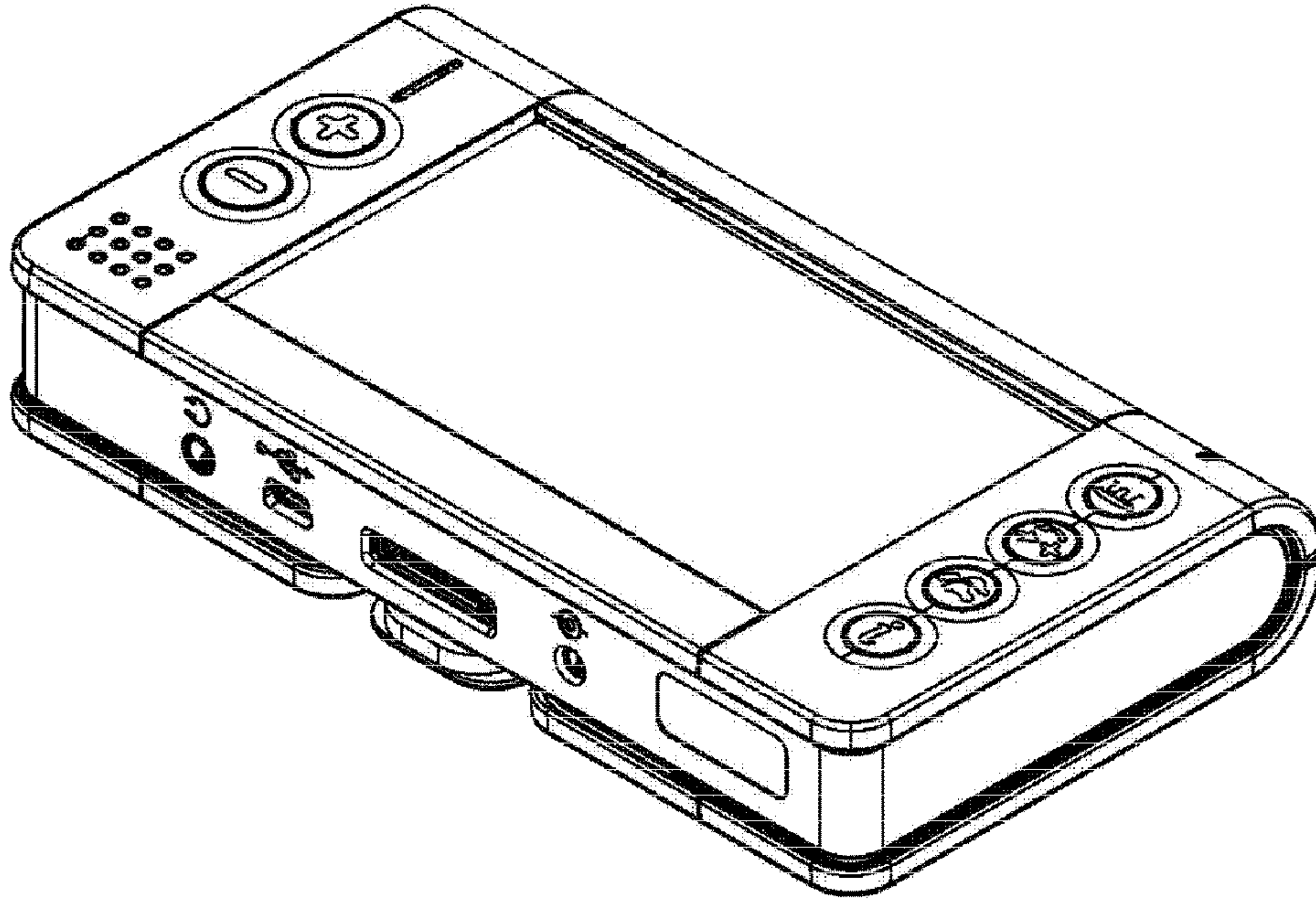


FIG. 2




FIG. 3

