



US00D563242S

(12) **United States Design Patent**
Murray

(10) **Patent No.:** **US D563,242 S**
(45) **Date of Patent:** **** Mar. 4, 2008**

- (54) **FLEXIBLE POUCH**
- (75) Inventor: **R. Charles Murray**, Lakewood Ranch,
FL (US)
- (73) Assignee: **Pouch Pac Innovations, LLC**,
Sarasota, FL (US)
- (**) Term: **14 Years**
- (21) Appl. No.: **29/278,267**
- (22) Filed: **Mar. 23, 2007**
- (51) **LOC (8) Cl.** **09-05**
- (52) **U.S. Cl.** **D9/708**
- (58) **Field of Classification Search** D9/702-703,
D9/705, 710, 707, 714, 434-435, 522, 696;
206/822; 383/61.1, 80, 81, 104, 901, 63,
383/103, 203; 222/92, 107
See application file for complete search history.

D477,992 S	8/2003	Dennis et al.	
D480,630 S	10/2003	Berman	
D487,396 S	3/2004	Scharnweber et al.	
D488,717 S	4/2004	Scharnweber et al.	
D489,603 S	5/2004	Berman	
D489,605 S	5/2004	Berman	
D490,303 S *	5/2004	Berman D9/708
D496,583 S	9/2004	Berman	
D497,544 S	10/2004	Berman	
D502,092 S *	2/2005	Berman D9/708
D504,610 S	5/2005	Berman	
D508,413 S	8/2005	Ueda et al.	
D526,573 S	8/2006	Ueda et al.	
D527,278 S *	8/2006	Ueda D9/702
D528,011 S *	9/2006	Ueda D9/702

* cited by examiner

Primary Examiner—Caron D. Veynar
Assistant Examiner—Abraham Bahta
(74) *Attorney, Agent, or Firm*—Gifford, Krass, Sprinkle,
Anderson & Citkowski, P.C.

(56) **References Cited**

U.S. PATENT DOCUMENTS

D307,385 S *	4/1990	Kimura D9/697
5,352,043 A *	10/1994	Takagaki et al. 383/104
D393,999 S *	5/1998	Gruenbacher et al. D9/697
D446,445 S *	8/2001	Croft et al. D9/696
D455,645 S *	4/2002	Bell et al. D9/710
D462,897 S	9/2002	Amundson	
D463,266 S	9/2002	Zappa	
D463,267 S	9/2002	Dennis et al.	
D463,738 S	10/2002	Jones	
D466,800 S	12/2002	Jones	
D473,132 S	4/2003	Berman	
D474,681 S	5/2003	Berman	
D474,682 S	5/2003	Berman	
D475,279 S	6/2003	Dennis et al.	

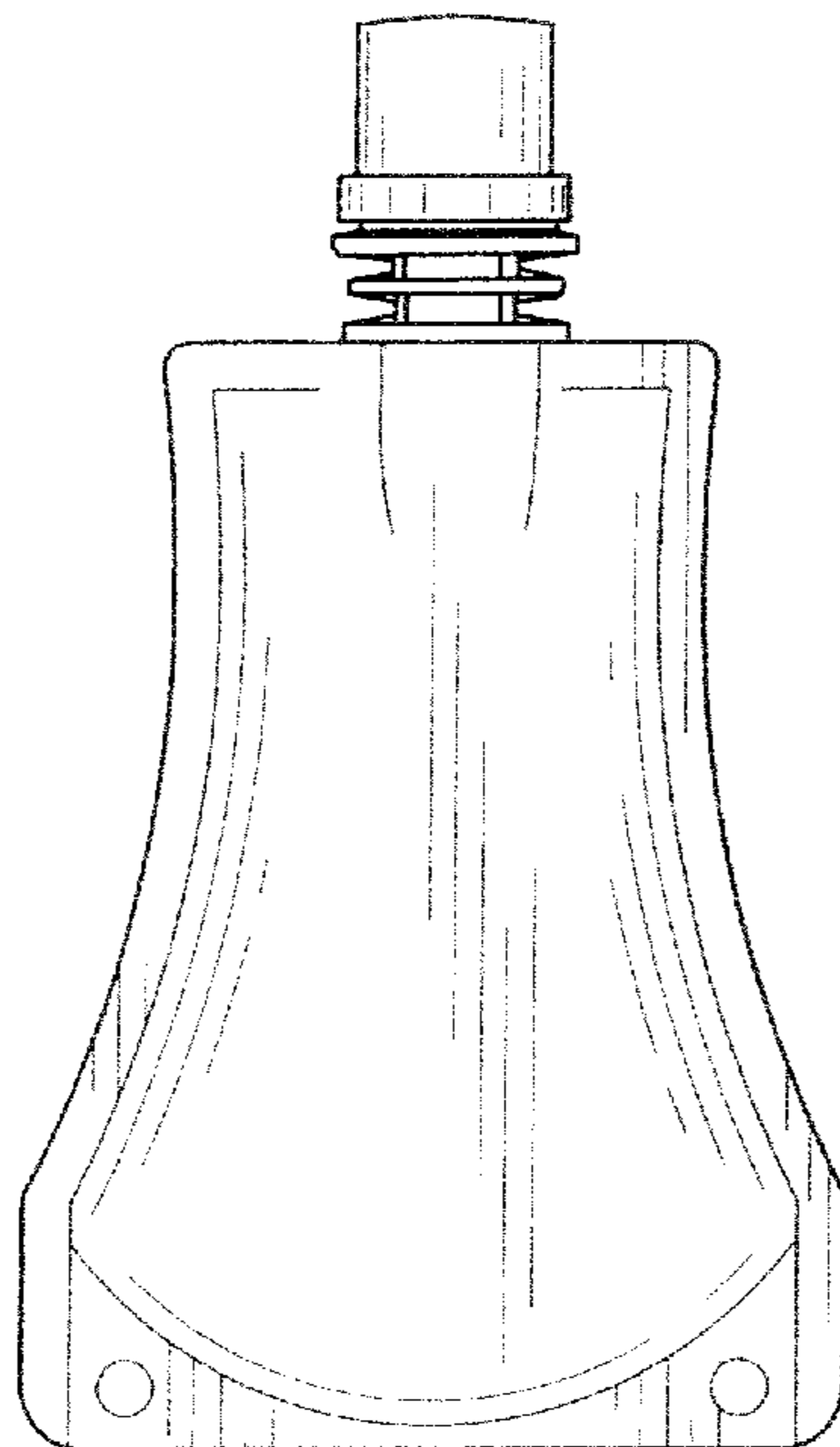
(57) **CLAIM**

The ornamental design for a flexible pouch, as shown and described.

DESCRIPTION

FIG. 1 is an elevational view of front side of a flexible pouch;
FIG. 2 is an elevational side view of a flexible pouch
FIG. 3 is an elevational view of a back side of a flexible pouch; and,
FIG. 4 is a bottom plan view of a flexible pouch.

1 Claim, 2 Drawing Sheets



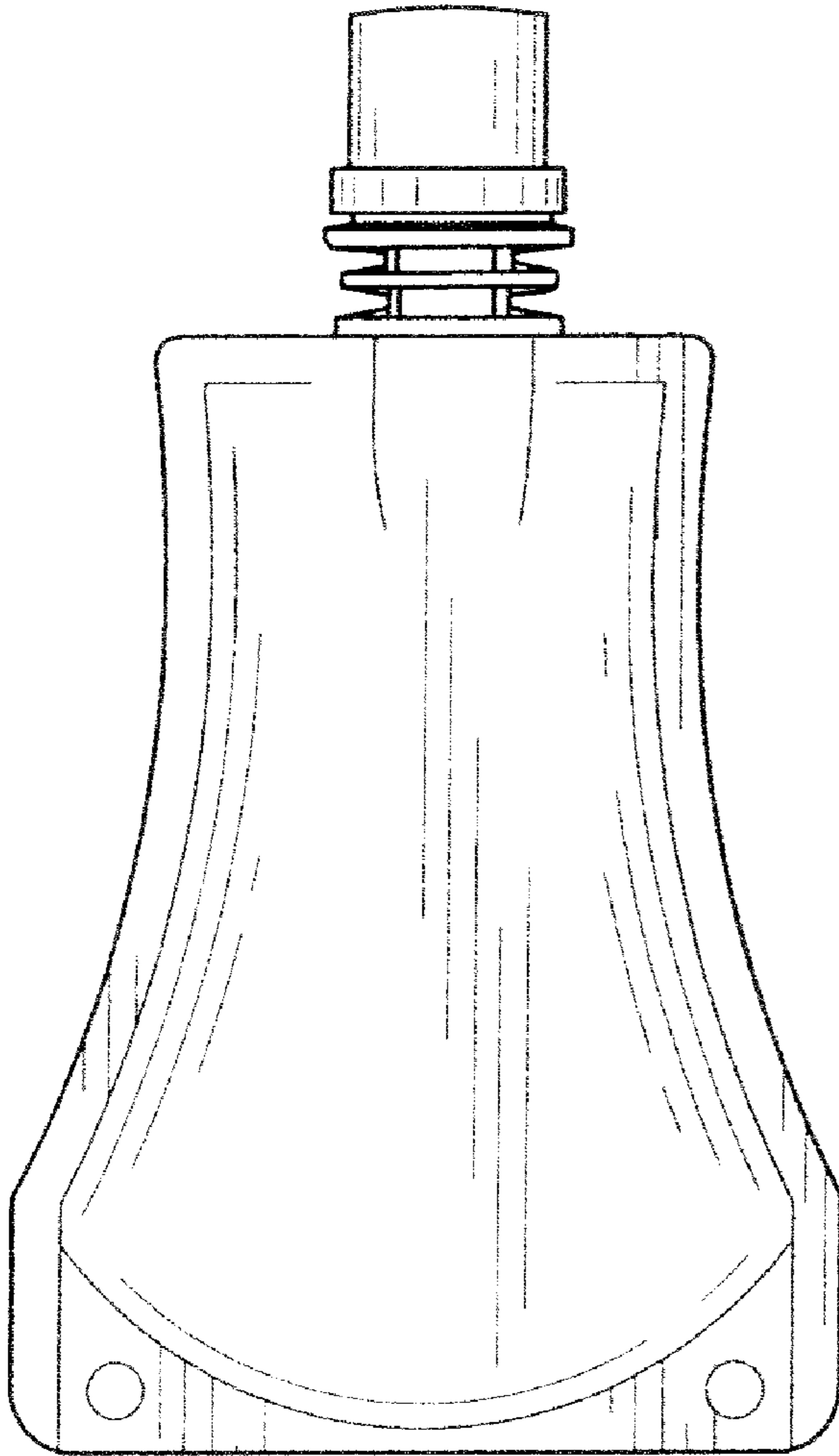


FIG - 1

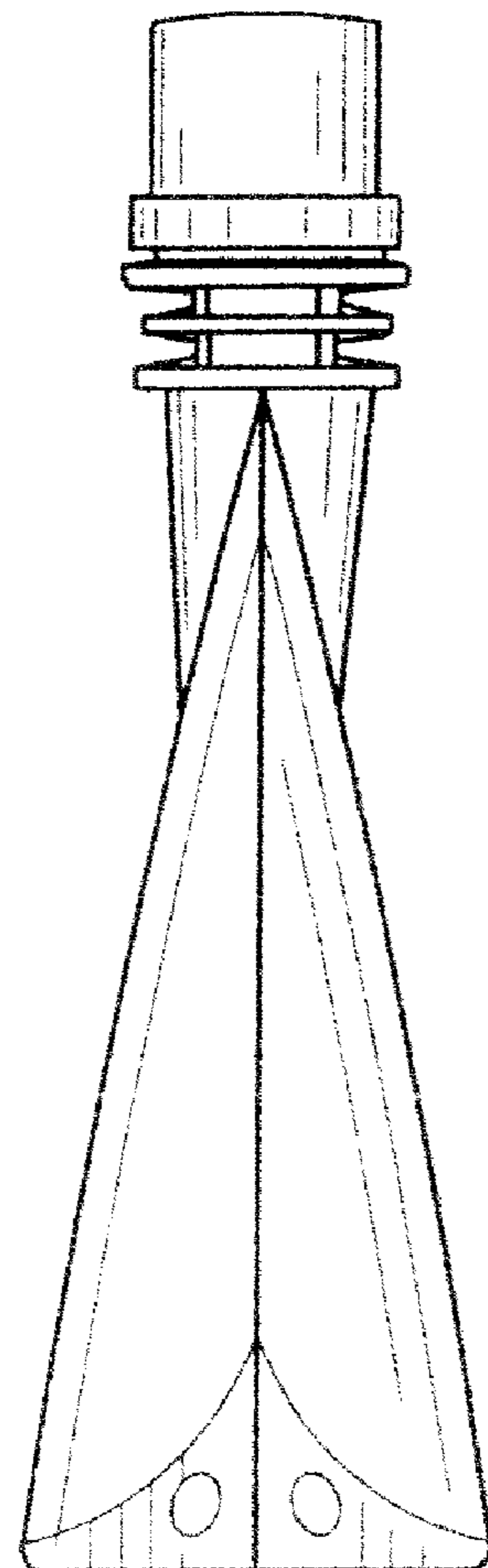


FIG - 2

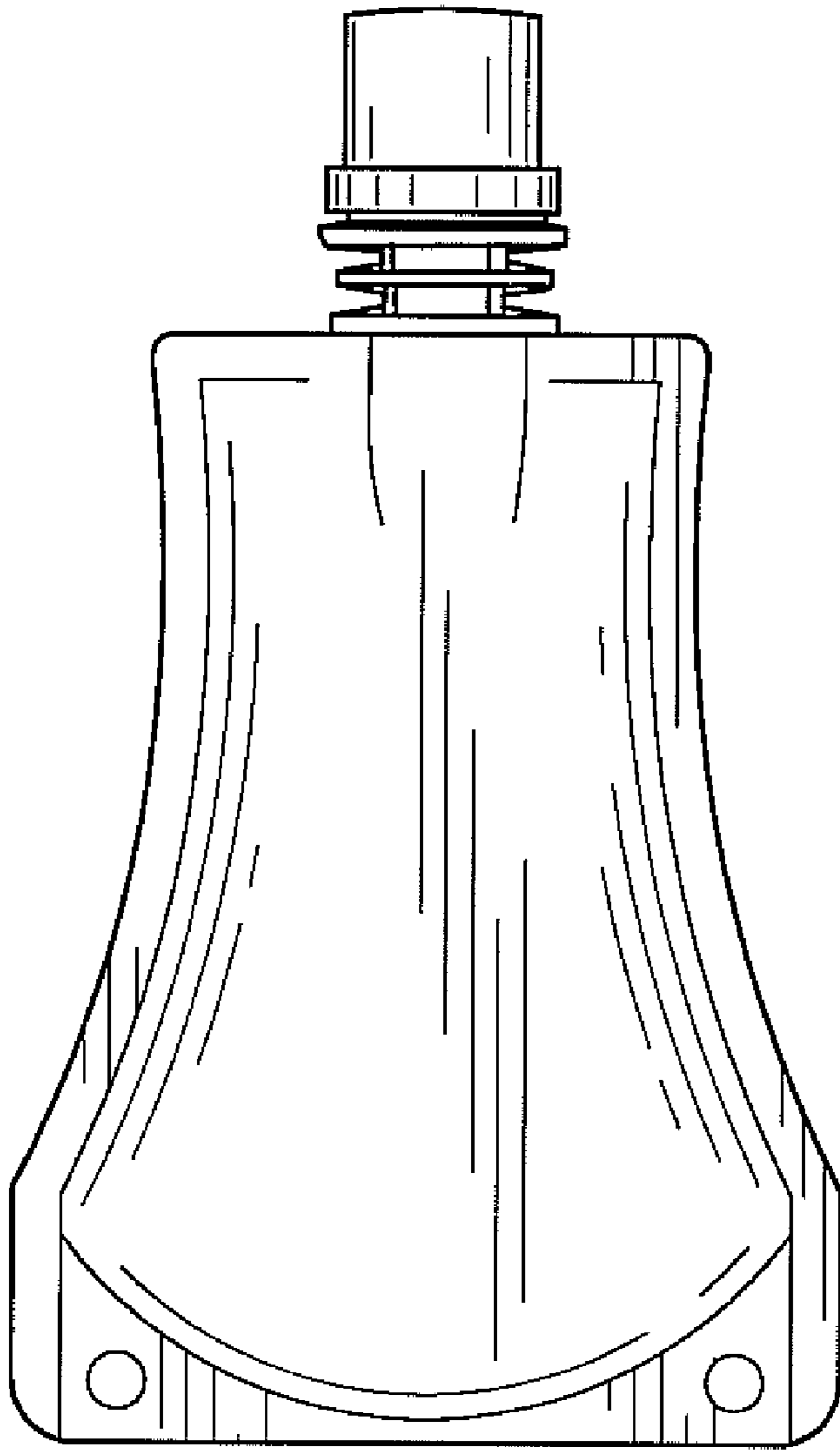


FIG - 3

FIG - 4

