



US00D563231S

(12) **United States Design Patent**  
**Watts**

(10) **Patent No.:** **US D563,231 S**

(45) **Date of Patent:** **\*\* Mar. 4, 2008**

(54) **BOTTLE**

(75) Inventor: **Adam Watts**, London (GB)

(73) Assignee: **The Coca-Cola Company**, Atlanta, GA (US)

(\*\*) Term: **14 Years**

(21) Appl. No.: **29/271,368**

(22) Filed: **Jan. 17, 2007**

(51) **LOC (8) Cl.** ..... **09-01**

(52) **U.S. Cl.** ..... **D9/538; D9/550; D9/551**

(58) **Field of Classification Search** ..... D9/682,  
D9/687-688, 723-728, 516, 537-540, 546,  
D9/549, 551, 558, 564; 215/382-384, 396,  
215/398

See application file for complete search history.

(56) **References Cited**

**U.S. PATENT DOCUMENTS**

D95,686 S *	5/1935	Howel	.....	D9/551
D193,638 S *	9/1962	Goldstein	.....	D9/538
D208,954 S *	10/1967	Roberts	.....	D9/558
3,823,032 A *	7/1974	Ukai	.....	D9/538
D270,520 S *	9/1983	Strand	.....	D9/500
D329,019 S *	9/1992	Olds et al.	.....	D9/551
5,198,248 A *	3/1993	Krishnakumar et al.	215/373 X	
D469,699 S *	2/2003	Crawford et al.	.....	D9/551
D471,112 S *	3/2003	Davis et al.	.....	D9/551
D498,382 S *	11/2004	Davis	.....	D7/511 X
D508,856 S *	8/2005	Boon et al.	.....	D9/545

D509,742 S *	9/2005	Biondich et al.	.....	D9/551 X
D518,734 S *	4/2006	Boon et al.	.....	D9/551
D530,153 S *	10/2006	Karp	.....	D7/510
D547,659 S *	7/2007	Heisner	.....	D9/516

\* cited by examiner

*Primary Examiner*—Carol Rademaker

(74) *Attorney, Agent, or Firm*—Mialeeka Williams

(57) **CLAIM**

The ornamental design for a bottle, as shown and described.

**DESCRIPTION**

FIG. 1 is a top front perspective view of a bottle showing my new design;

FIG. 2 is a top plan view thereof;

FIG. 3 is a bottom plan view thereof;

FIG. 4 is a right side elevational view thereof;

FIG. 5 is a front elevational view thereof;

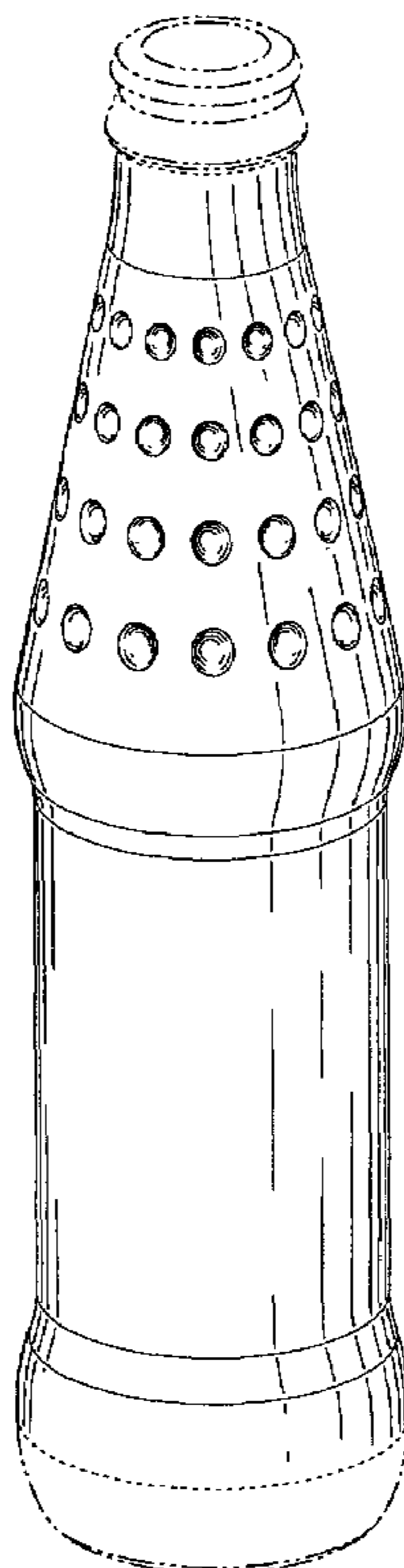
FIG. 6 is a left side elevational view thereof; and,

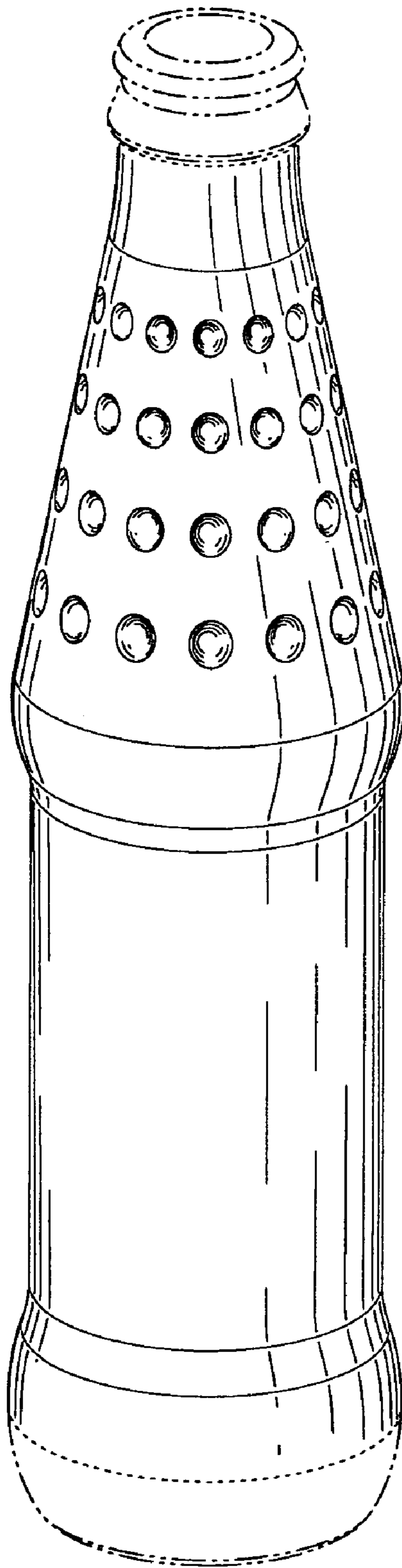
FIG. 7 is a rear elevational view thereof.

The dot-dot-dash-dot-dot-dash broken lines shown in the drawings are for environmental purposes only and form no part of the claimed design.

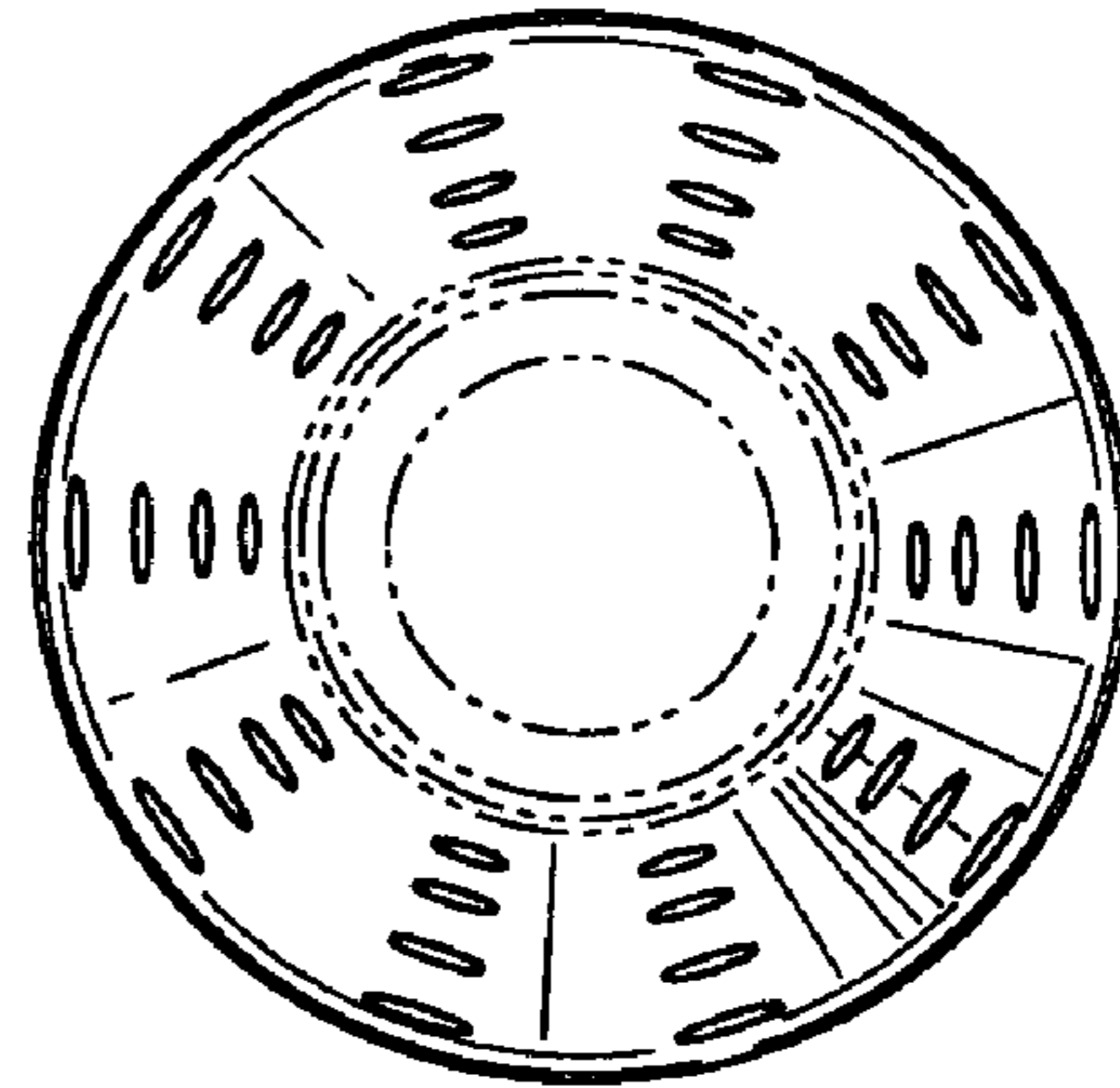
The dot-dot-dot-dot-dot-dot broken lines shown in the drawings define the boundary of the claim and form no part of the claimed design.

**1 Claim, 3 Drawing Sheets**

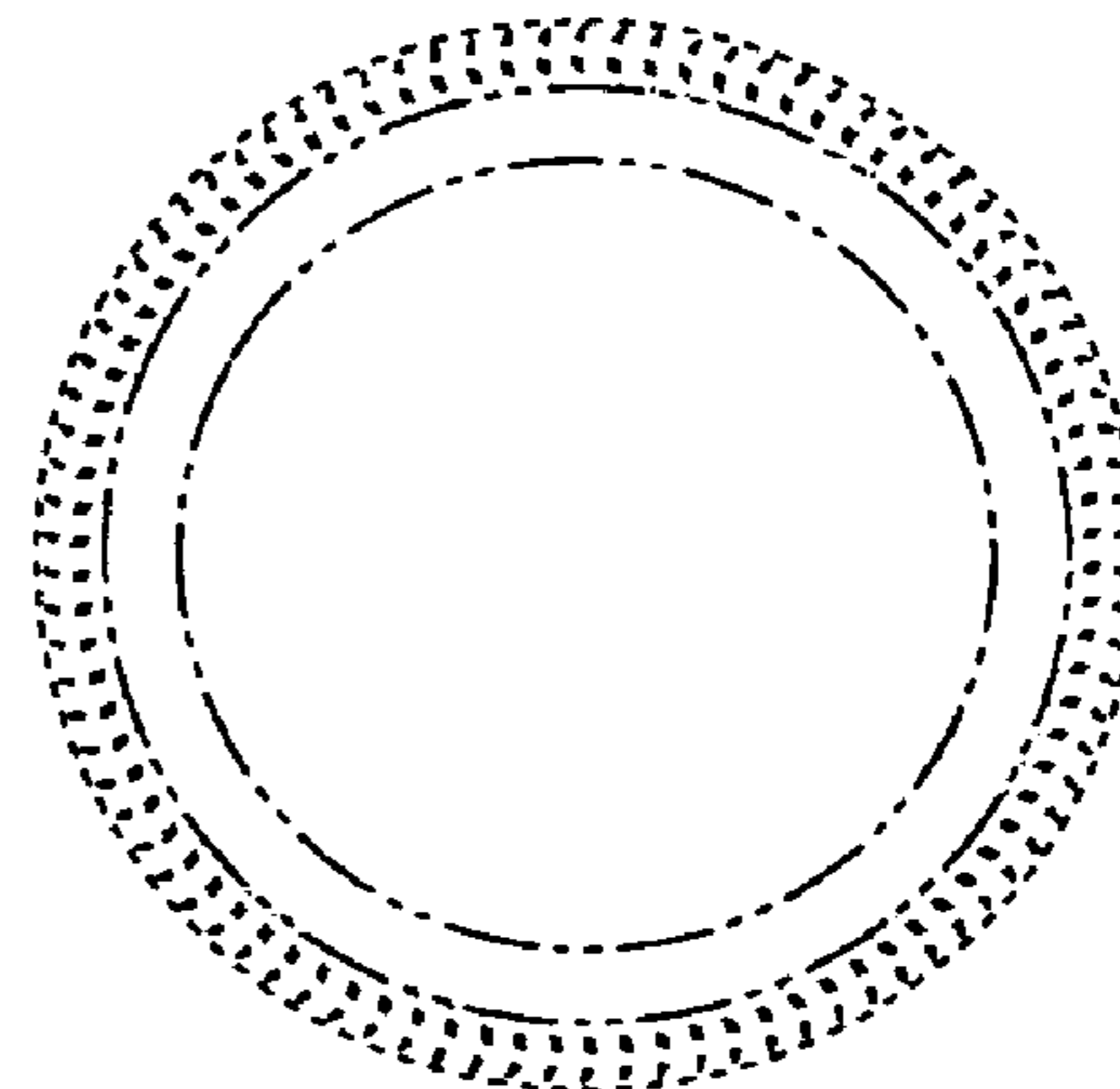




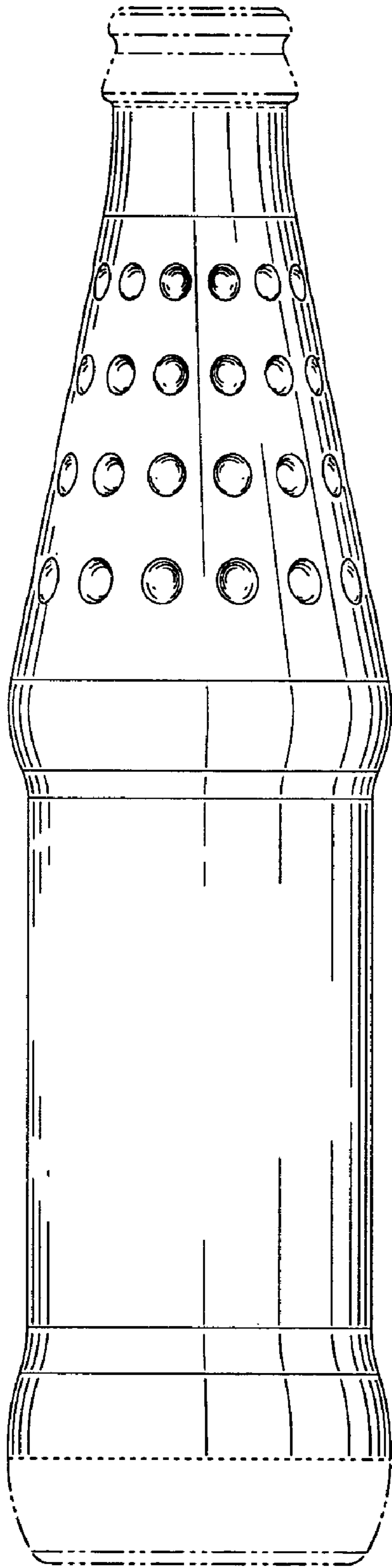
**Fig. 1**



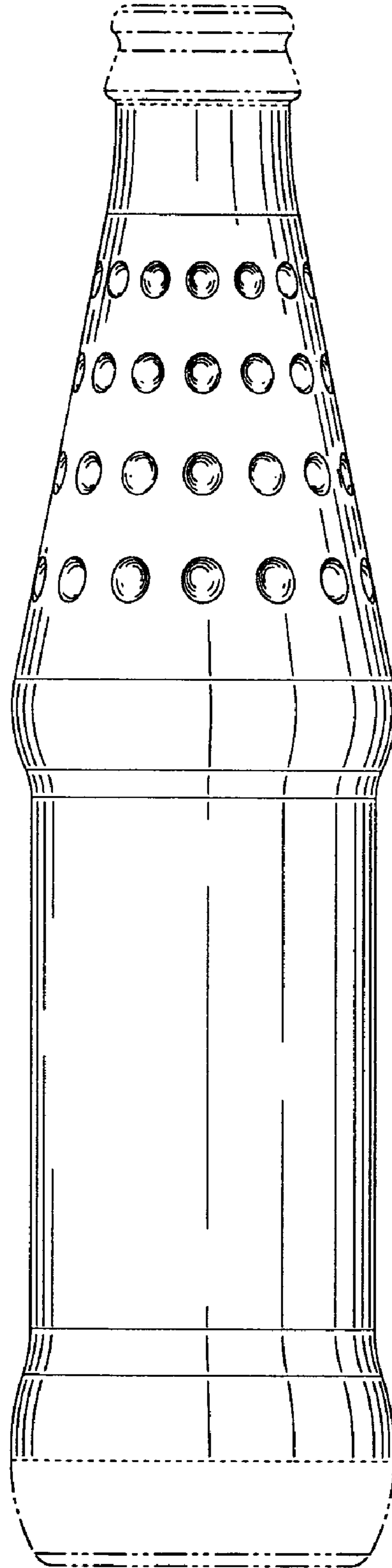
**Fig. 2**



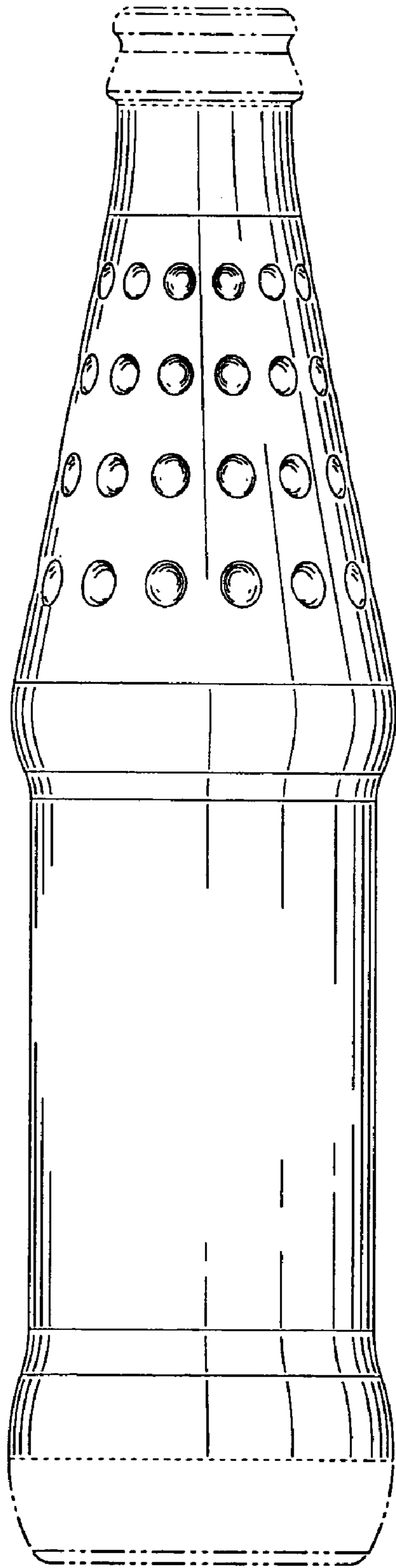
**Fig. 3**



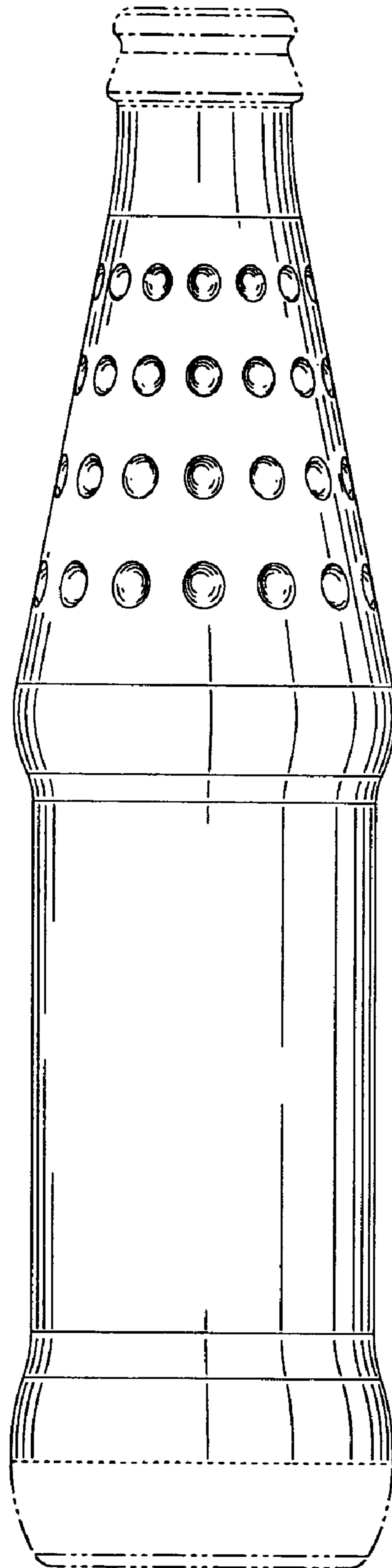
**Fig. 4**



**Fig. 5**



**Fig. 6**



**Fig. 7**