

US00D563225S

(12) **United States Design Patent**
Mongeon et al.

(10) **Patent No.: US D563,225 S**
(45) **Date of Patent: ** Mar. 4, 2008**

(54) **SURFACE INDICIA**

(75) Inventors: **Murphy Greene Mongeon**, Cincinnati, OH (US); **Amy Bridgman**, London (GB); **Donald Wilfred Robert Williams**, London (GB); **Daphne Grace Hine**, Wallington (GB); **Justine Anne Rankine**, London (GB)

(73) Assignee: **The Procter & Gamble Company**, Cincinnati, OH (US)

(**) Term: **14 Years**

(21) Appl. No.: **29/252,422**

(22) Filed: **Jan. 23, 2006**

(30) **Foreign Application Priority Data**

Jul. 21, 2005 (EM) 000378658

(51) **LOC (8) Cl.** **09-01**

(52) **U.S. Cl.** **D9/516; D9/600; D9/552**

(58) **Field of Classification Search** D9/516,
D9/600, 552, 565, 534, 522, 529, 574, 575,
D9/415, 418, 667; D5/7, 20, 55, 56, 61,
D5/63, 99; D14/189; D24/189, 197; D20/11,
D20/22, 24, 28; 40/299.01, 310; 428/40-42,
428/914, 207, 343, 354

See application file for complete search history.

(56) **References Cited**

U.S. PATENT DOCUMENTS

D224,383 S * 7/1972 Mascia D9/775
D329,170 S * 9/1992 Hoffer D7/509
D343,261 S * 1/1994 Eberhardt D30/155
D399,431 S * 10/1998 de Baschmakoff D9/540
D455,964 S * 4/2002 Patterson D9/552
D460,917 S * 7/2002 Trabal D9/551
D462,236 S * 9/2002 Hurlbut D7/510
D473,136 S * 4/2003 McLeish D9/418
D480,302 S * 10/2003 McLeish D9/418

D499,967 S * 12/2004 Carlson et al. D9/552
D509,745 S * 9/2005 Hill et al. D9/529
D512,916 S * 12/2005 Floyd et al. D9/516
7,013,602 B2 * 3/2006 Weder 47/72

OTHER PUBLICATIONS

Cliff, Stafford, 50 Trade Secrets of Great Design Packaging, copyright 1999, Quintet Publishing Limited and Rockport Publishers Inc., p. 41.*

Taylor, Thom and Hallet Lisa, How to Draw Cars Like a Pro, copyright 1996, MBI Publishing Company, p. 15, 95, and 107.*

Kuwayama, Yasaburo, Trademarks and Symbols, vol. 2: Symbolical Designs, copyright 1973, Van Nostrand Reinhold Co., #1437, p. 149.*

* cited by examiner

Primary Examiner—Stella M. Reid

Assistant Examiner—Elizabeth J Oswecki

(74) *Attorney, Agent, or Firm*—Linda M. Sivik

(57) **CLAIM**

The ornamental design for a surface indicia, as shown and described.

DESCRIPTION

FIG. 1 is a perspective view of a surface indicia, embodying our new design;

FIG. 2 is a front view of the surface indicia of FIG. 1.

FIG. 3 is a back elevational view of the surface indicia of FIG. 1;

FIG. 4 is a first side elevational view of the surface indicia of FIG. 1;

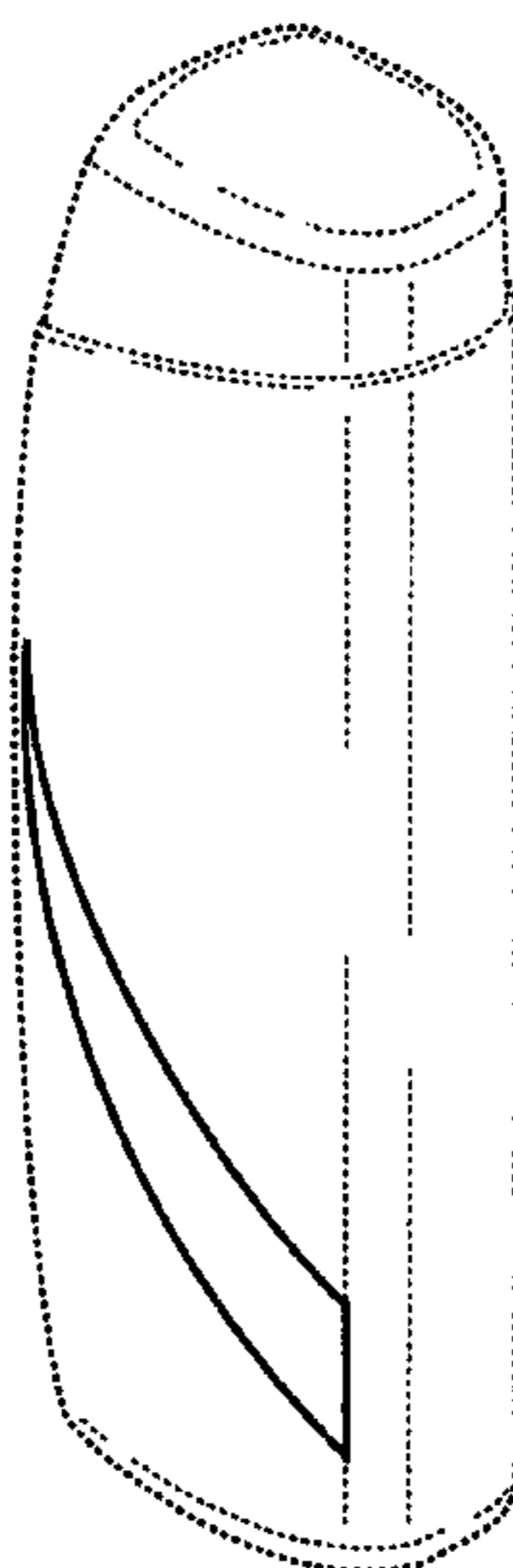
FIG. 5 is a second side elevational view of the surface indicia of FIG. 1;

FIG. 6 is a top view of the surface indicia of FIG. 1; and,

FIG. 7 is a bottom view of the surface indicia of FIG. 1.

The broken lines are for illustrative purpose only and form no part of the claimed design.

1 Claim, 5 Drawing Sheets



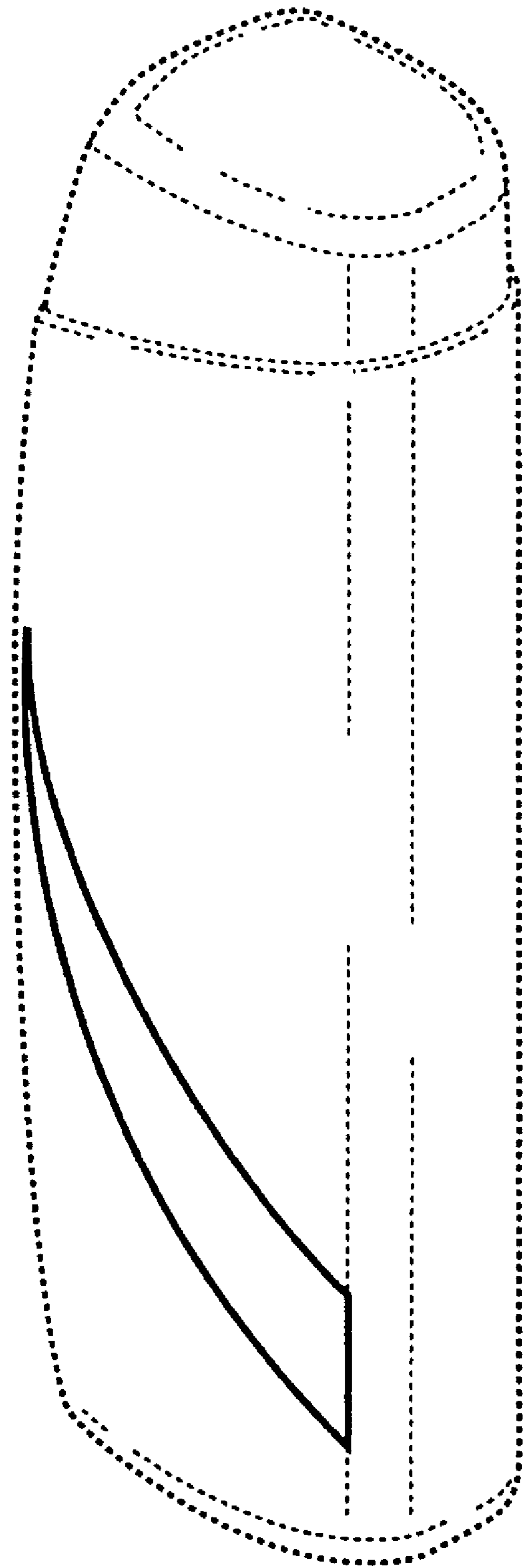


FIG. 1

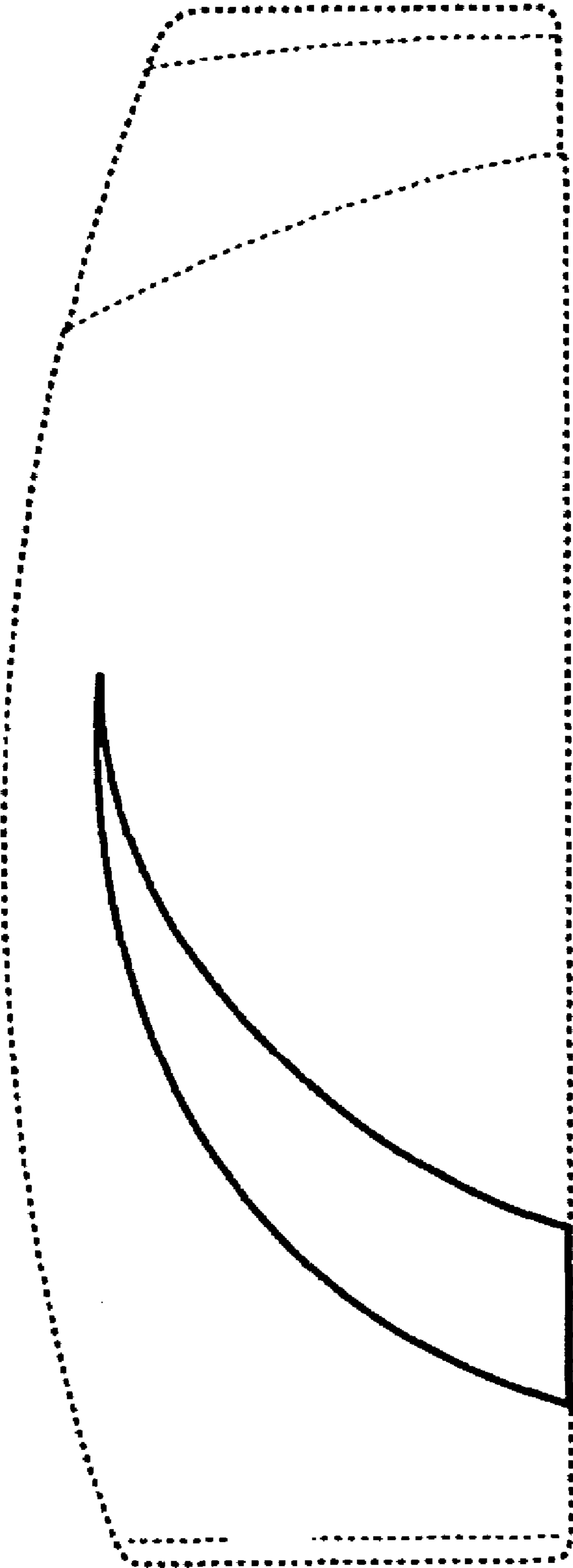


FIG. 2




FIG. 3




FIG. 4




FIG. 5

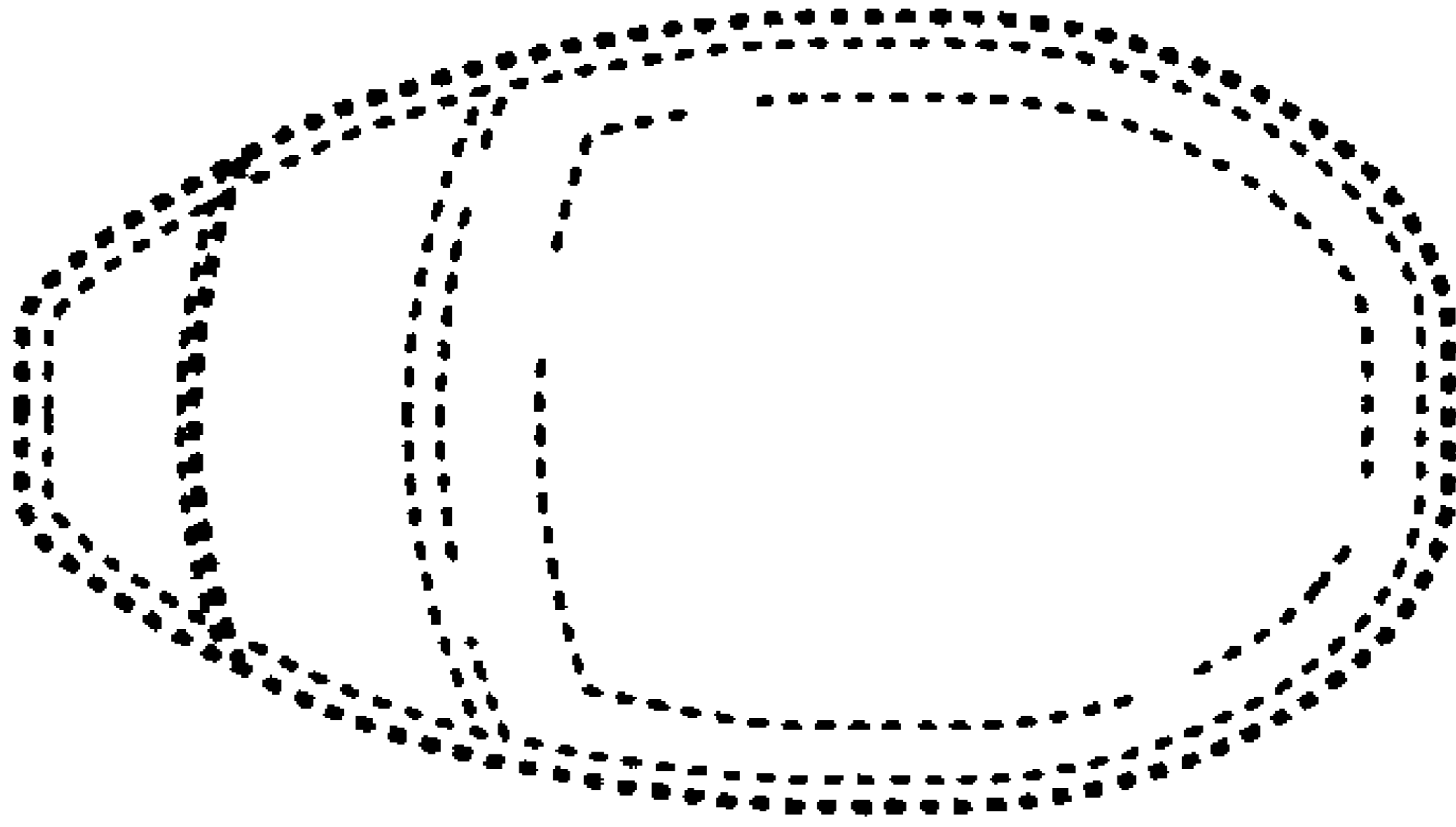


FIG. 6

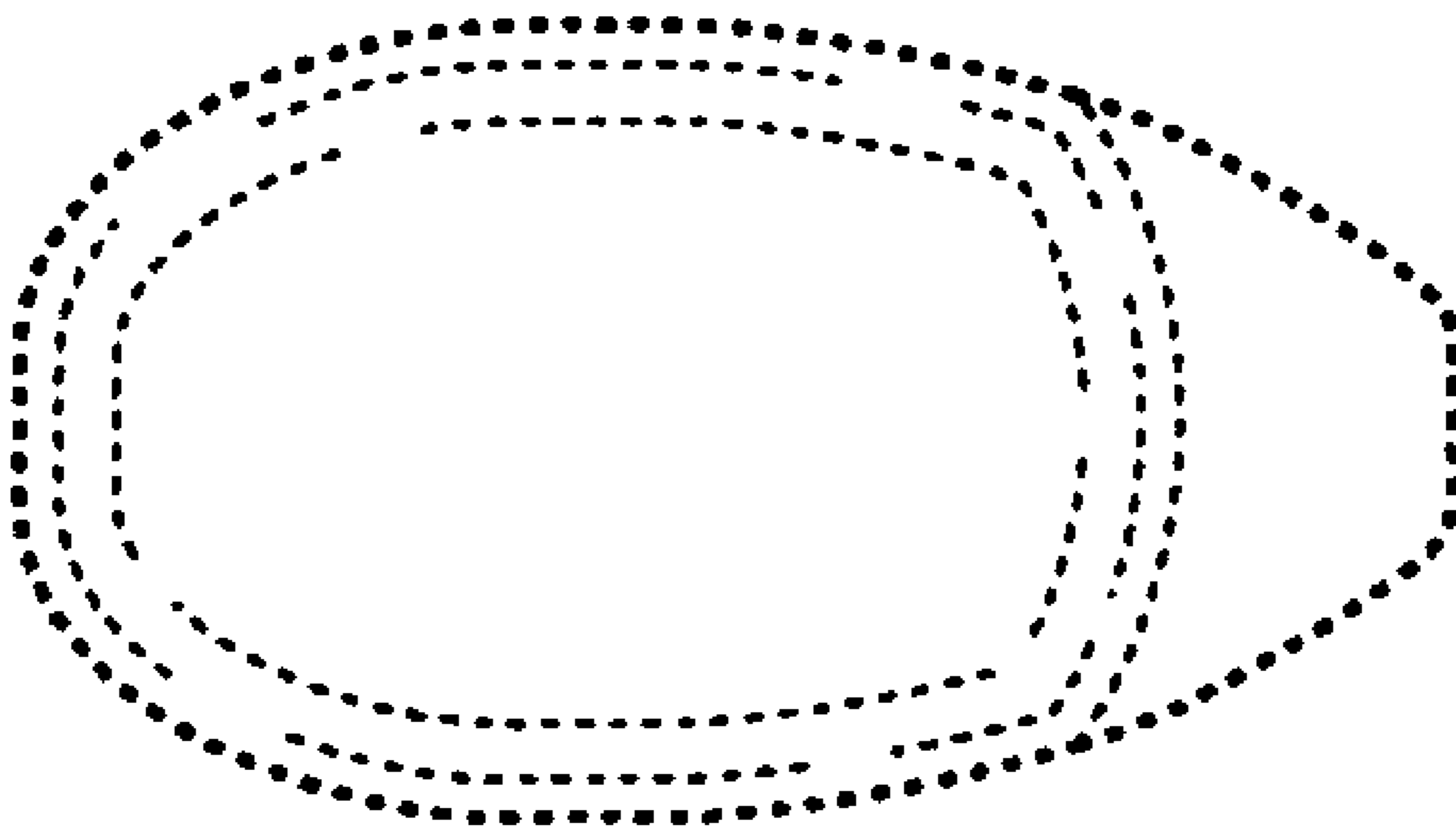


FIG. 7