



US00D563204S

(12) **United States Design Patent**  
**Short et al.**

(10) **Patent No.:** **US D563,204 S**  
(45) **Date of Patent:** **\*\* Mar. 4, 2008**

(54) **MOUNTING BRACKET**

(75) Inventors: **Mark Short**, West Midlands (GB);  
**Kenneth Gary Nicholls**, West Midlands  
(GB); **Raymond Worrall**, West  
Midlands (GB)

(73) Assignee: **AVF Group Limited**, Telford (GB)

(\*\*) Term: **14 Years**

(21) Appl. No.: **29/264,825**

(22) Filed: **Aug. 17, 2006**

(51) **LOC (8) Cl.** ..... **08-05**

(52) **U.S. Cl.** ..... **D8/354**

(58) **Field of Classification Search** ..... D8/354,  
D8/349; D14/452; 248/121, 274.1, 284.1  
See application file for complete search history.

(56) **References Cited**

U.S. PATENT DOCUMENTS

D218,016 S	7/1970	Hobrebe	.....	D8/363
D253,392 S *	11/1979	Baltare	.....	D8/354
D349,640 S	8/1994	Whitaker	.....	D8/363
D352,652 S	11/1994	Vogels	.....	D8/363
5,685,612 A *	11/1997	MacDonald et al.	.....	297/378.1

D406,228 S	3/1999	Vogels	.....	D8/363
D410,192 S *	5/1999	Giese	.....	D8/354
D411,098 S	6/1999	Vogels	.....	D8/363
6,123,305 A *	9/2000	Lukasavitz	.....	248/292.12
6,691,965 B1 *	2/2004	Lin	.....	248/274.1
D488,708 S	4/2004	Lam et al.	.....	D8/363
6,726,167 B2 *	4/2004	Oddsens, Jr.	.....	248/274.1

\* cited by examiner

*Primary Examiner*—Holly H. Baynham

(74) *Attorney, Agent, or Firm*—Wells St. John, P.S.

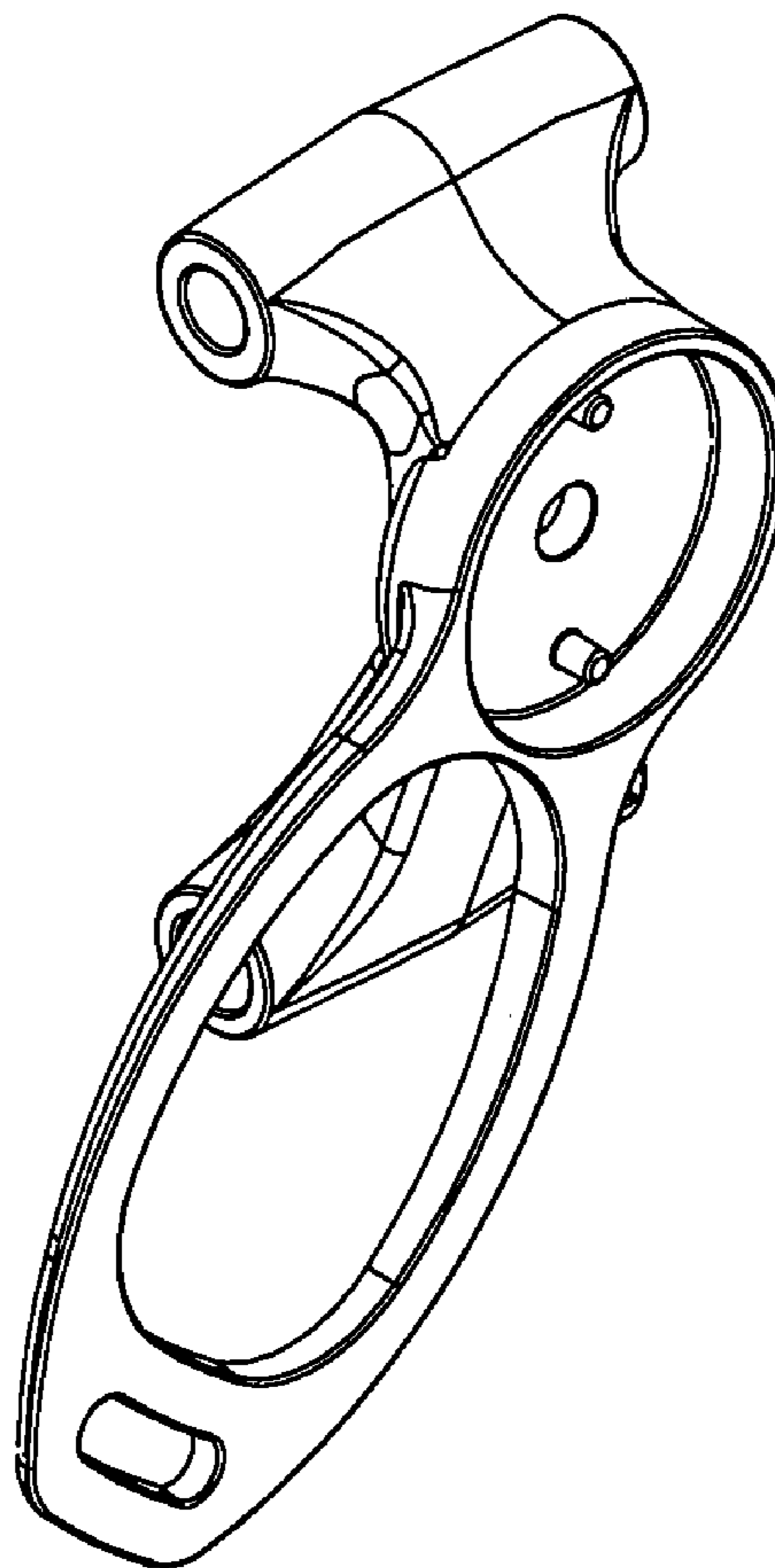
(57) **CLAIM**

The ornamental design for a mounting bracket, as shown and described.

**DESCRIPTION**

FIG. 1 is a front perspective view of the tilt component;  
FIG. 2 is a top plan view of the tilt component;  
FIG. 3 is a side view of the tilt component;  
FIG. 4 is an underneath plan view of the tilt component;  
FIG. 5 is a rear view of the tilt component; and,  
FIG. 6 is a front view of the tilt component.

**1 Claim, 3 Drawing Sheets**



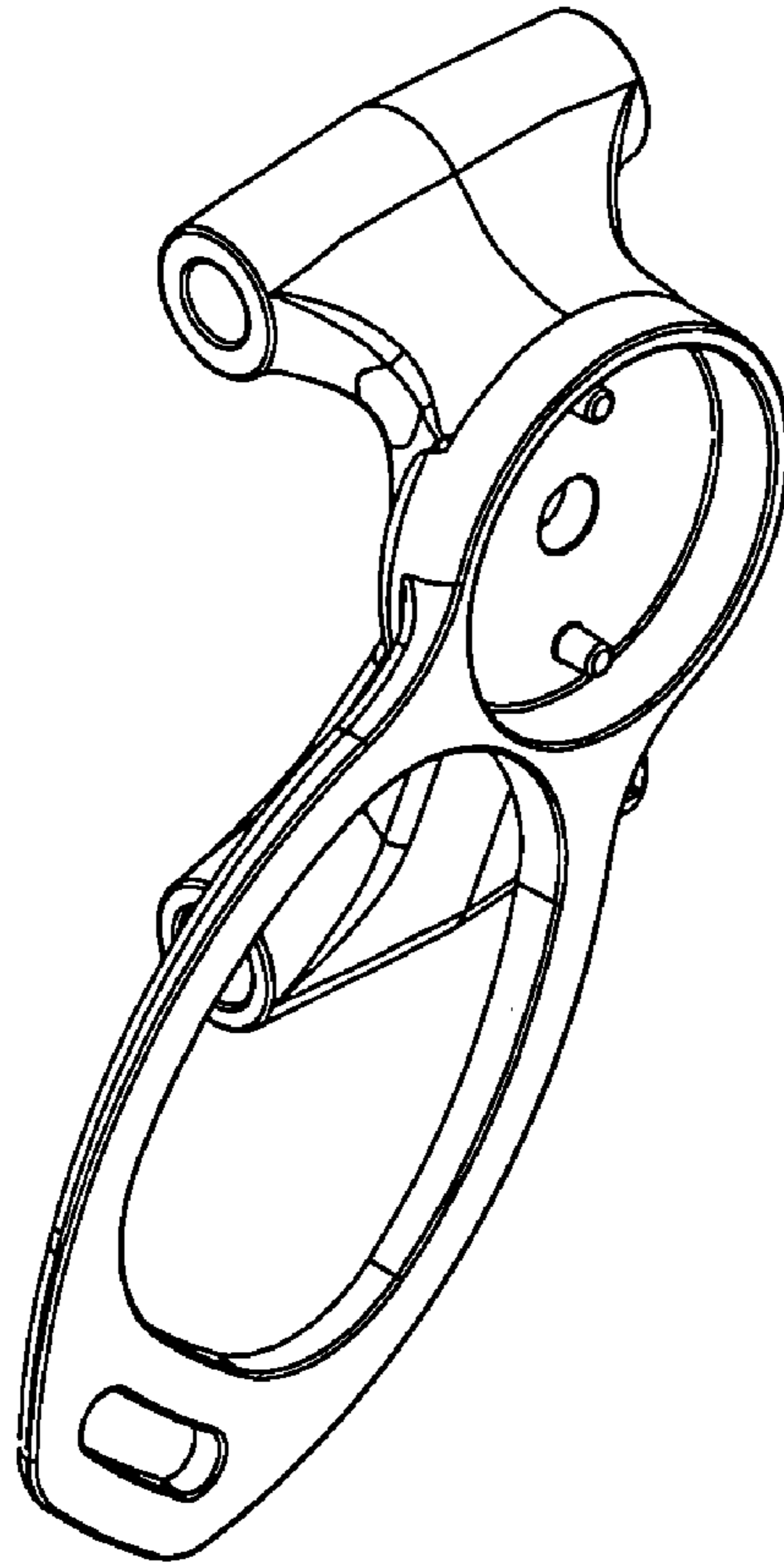


FIG. 1



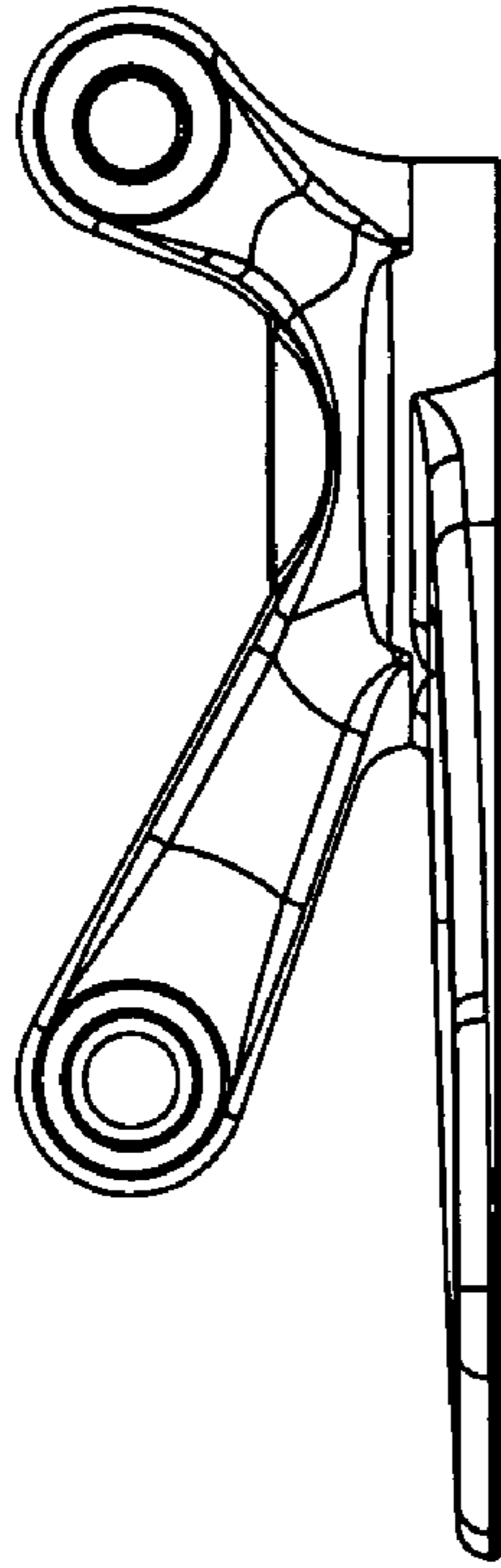
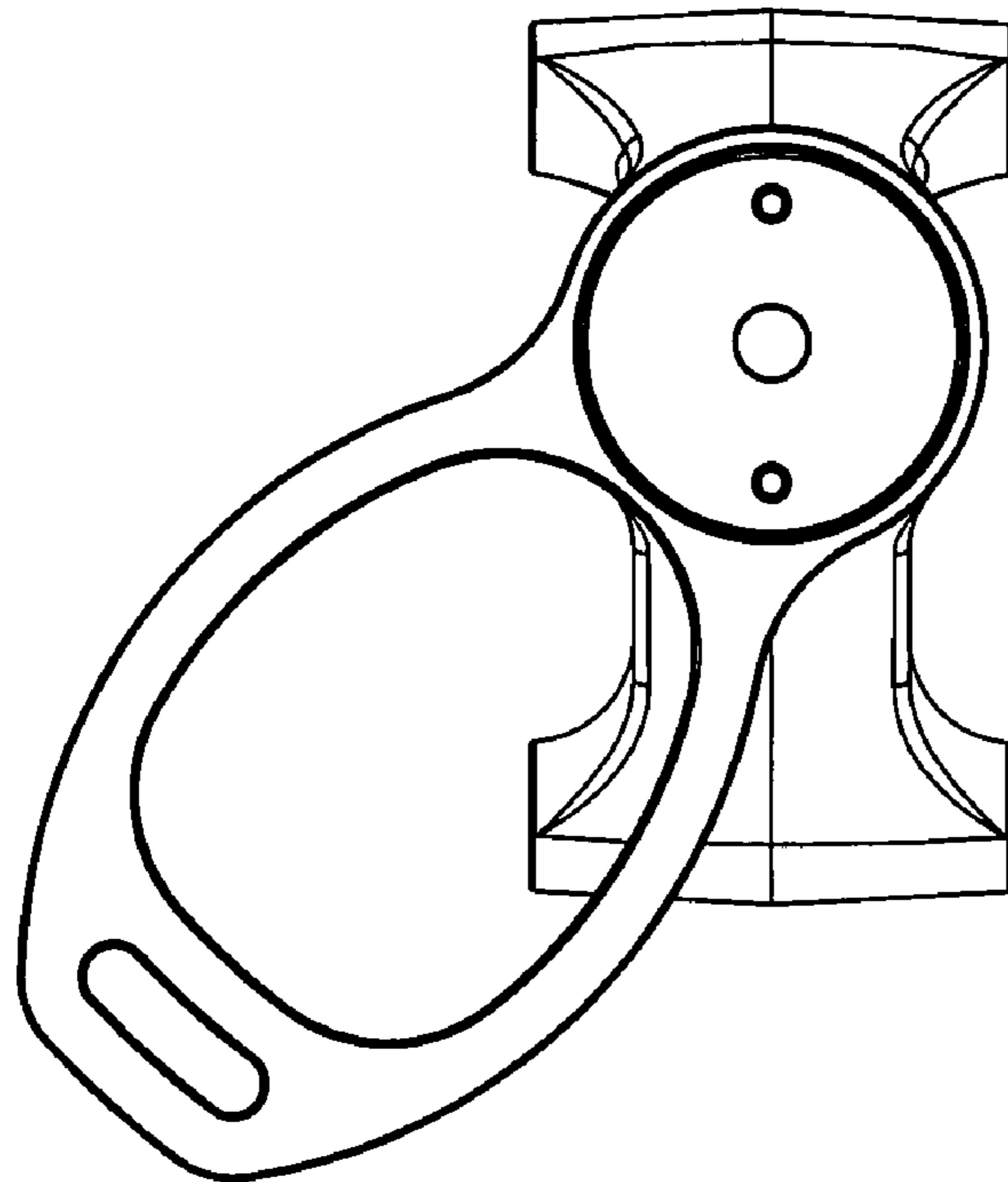
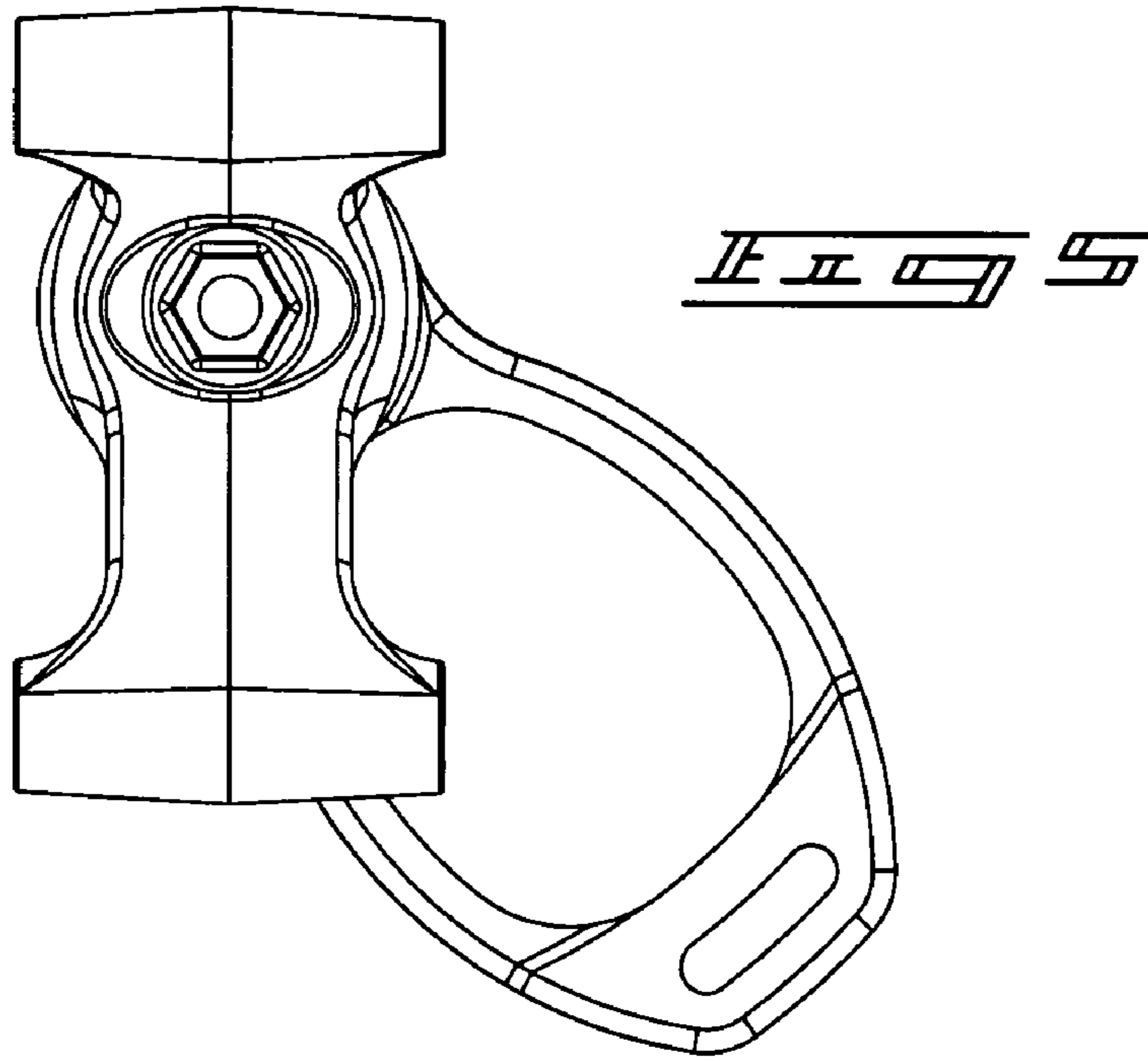


FIG. 2





6