

US00D563202S

(12) **United States Design Patent**
Scherer et al.

(10) **Patent No.:** **US D563,202 S**

(45) **Date of Patent:** **** Mar. 4, 2008**

(54) **COMPOSITE SHIM**

(76) Inventors: **Charles Scherer**, 40508 County Rd.,
42, Cohasset, MN (US) 55721; **Michael**
Solem, 23003 Lampi Rd., Cohasset,
MN (US) 55721

(**) Term: **14 Years**

(21) Appl. No.: **29/265,220**

(22) Filed: **Aug. 28, 2006**

(51) **LOC (8) Cl.** **08-05**

(52) **U.S. Cl.** **D8/349**

(58) **Field of Classification Search** D8/349,
D8/354; 248/188.2; 428/43; 52/126.1,
52/98

See application file for complete search history.

(56) **References Cited**

U.S. PATENT DOCUMENTS

2,772,596	A *	12/1956	Trussell	411/535
4,232,068	A	11/1980	Hoh et al.		
4,625,489	A *	12/1986	Bogle	52/712
4,830,320	A *	5/1989	Bellows	248/188.2
5,815,992	A	10/1998	Wells et al.		

5,853,838	A	12/1998	Siems et al.		
5,953,862	A *	9/1999	Earhart et al.	52/98
6,018,916	A	2/2000	Henry		
6,062,517	A *	5/2000	Torres et al.	248/188.2
6,230,446	B1	5/2001	Chalich		
2002/0157328	A1 *	10/2002	Holder	52/126.1

* cited by examiner

Primary Examiner—Holly H. Baynham

(74) *Attorney, Agent, or Firm*—Dicke, Billig & Czaja,
PLLC

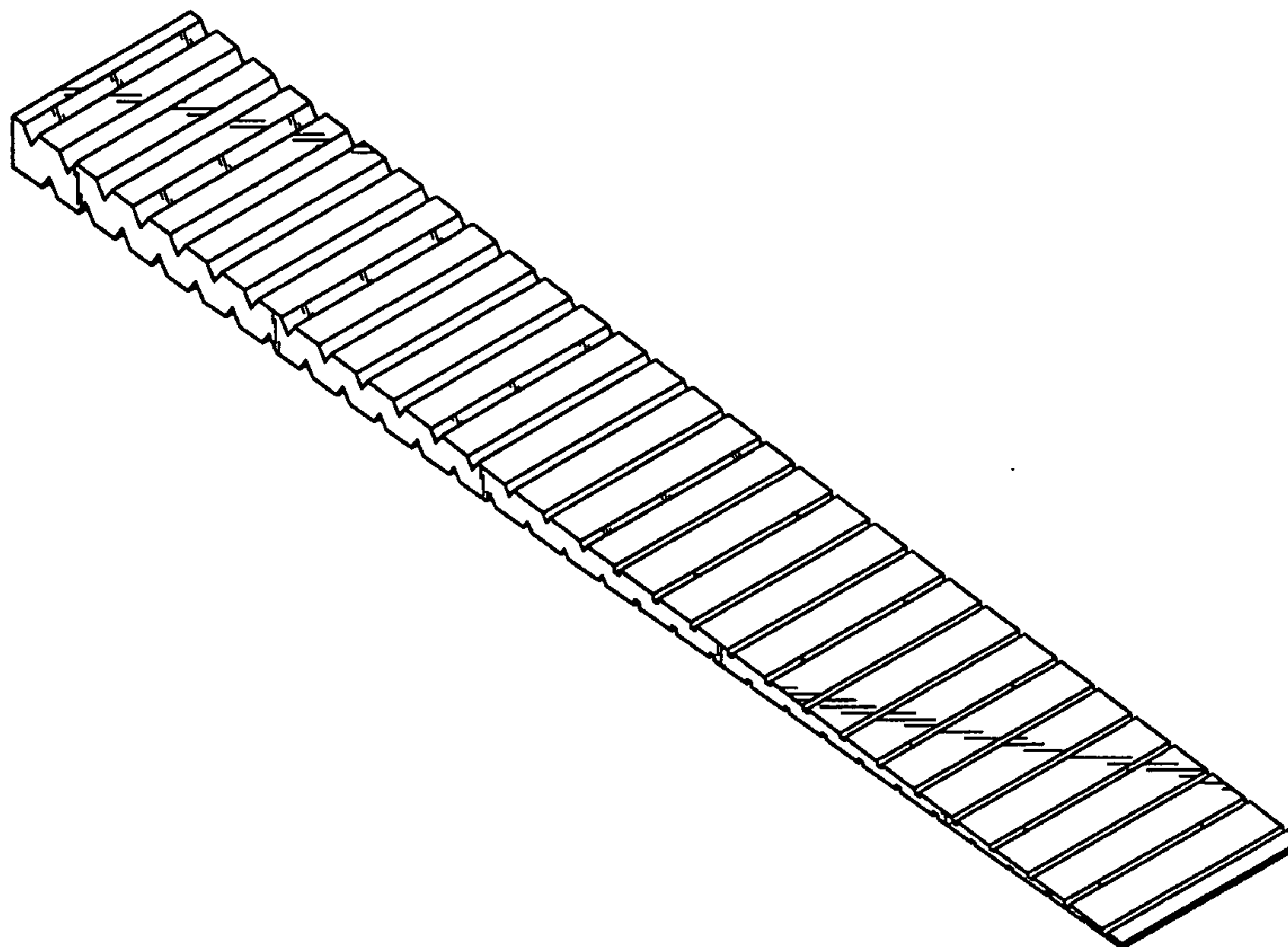
(57) **CLAIM**

The ornamental design for a composite shim, as shown and described herein.

DESCRIPTION

FIG. 1 is a perspective view of the subject invention;
FIG. 2 is a top plan view of the subject invention;
FIG. 3 is a bottom plan view of the subject invention;
FIG. 4 is a side view of the subject invention;
FIG. 5 is a back plan view of the subject invention; and,
FIG. 6 is a front plan view of the subject invention.

1 Claim, 3 Drawing Sheets



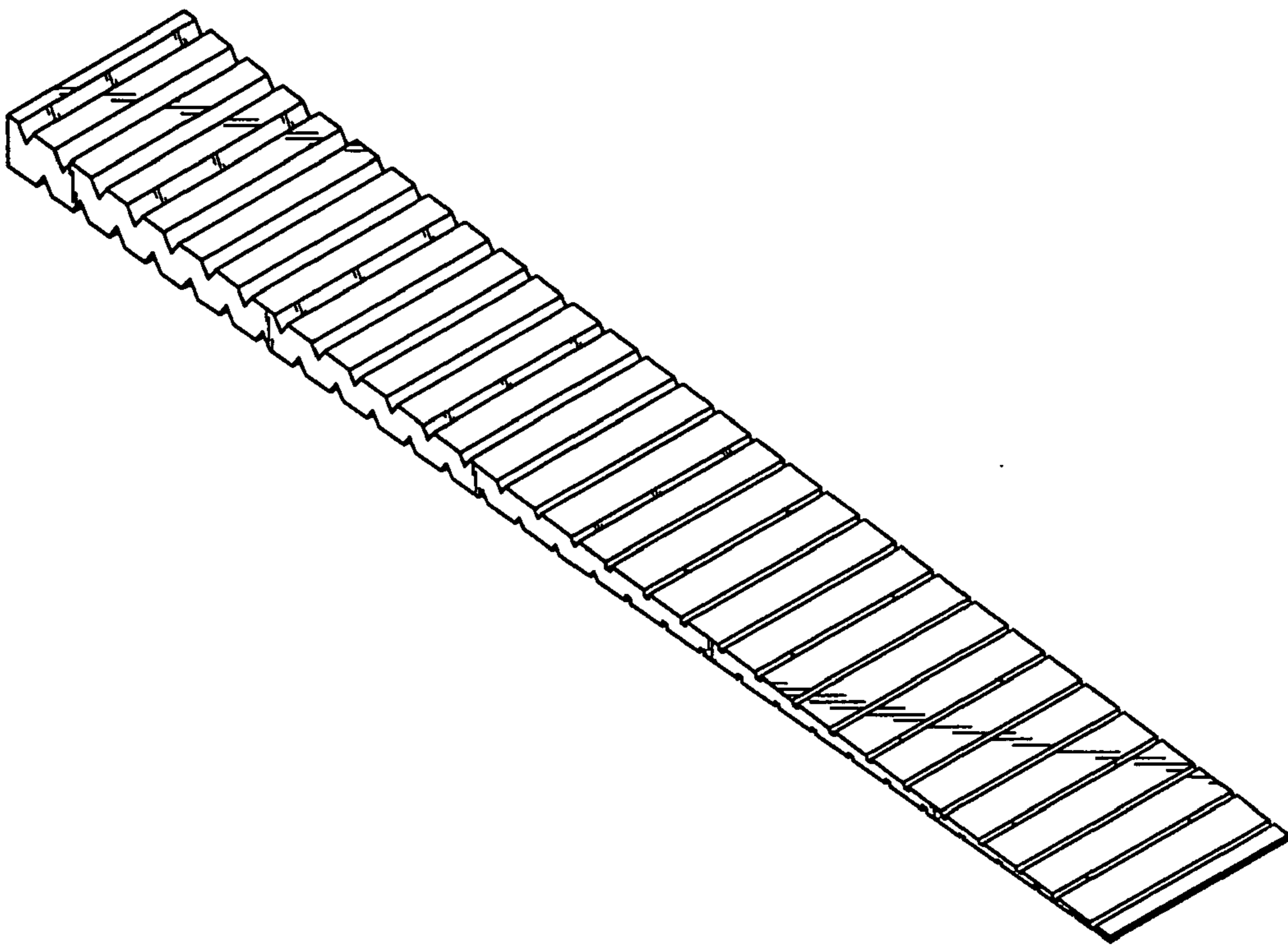


Fig. 1




Fig. 2

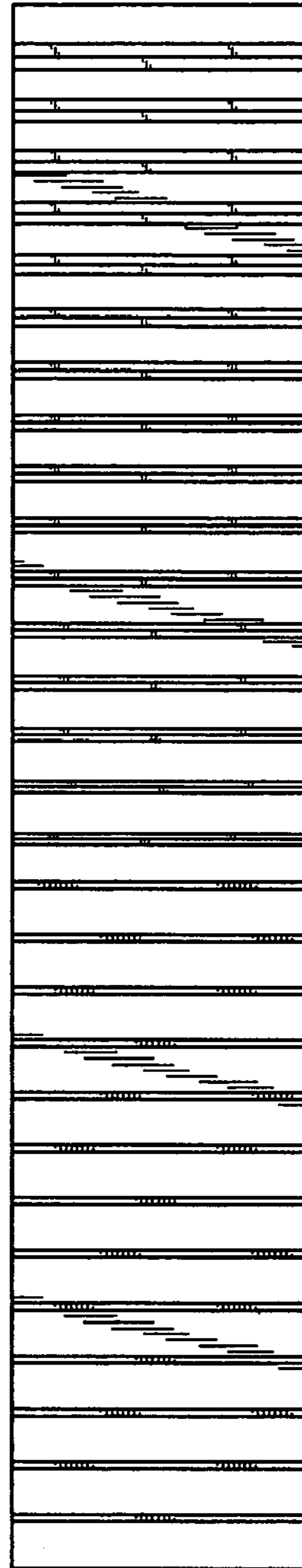


Fig. 3

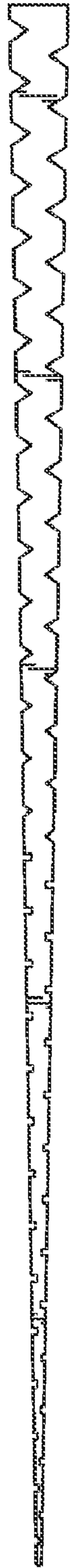


Fig. 4

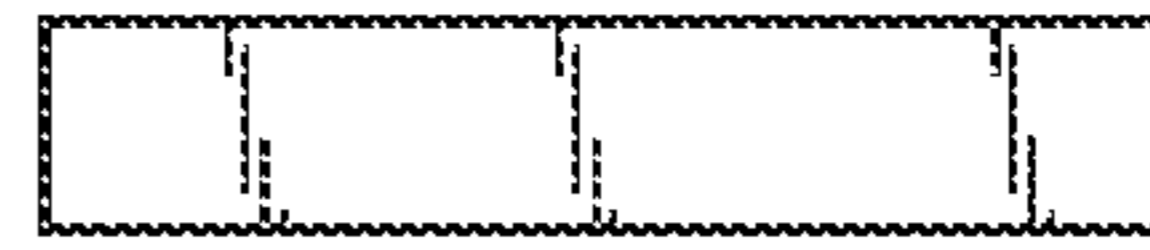


Fig. 5



Fig. 6