

US00D563197S

(12) **United States Design Patent**
Lowe

(10) **Patent No.:** **US D563,197 S**
(45) **Date of Patent:** **** Mar. 4, 2008**

(54) **CABINET HANDLE**

(75) Inventor: **Mark Jeffrey Lowe**, Bossier City, LA (US)

(73) Assignee: **Hardware Resources, Inc.**, Bossier City, LA (US)

(**) Term: **14 Years**

(21) Appl. No.: **29/269,592**

(22) Filed: **Dec. 4, 2006**

(51) **LOC (8) Cl.** **08-06**

(52) **U.S. Cl.** **D8/316**

(58) **Field of Classification Search** D8/300, D8/302, 305, 307, 310-312, 315-321, DIG. 1, D8/DIG. 2; D7/393; D3/318; D23/250-254; D13/158, 171, 174; 292/347, 336.3; 200/336, 200/341; 16/110.1, 412, 414-420, 443-446, 16/441, 118, 111 R, 110 R, DIG. 19, DIG. 30
See application file for complete search history.

(56) **References Cited**

U.S. PATENT DOCUMENTS

D95,158 S * 4/1935 Surerus D25/158

D102,568 S * 12/1936 Martin D8/316
D128,776 S * 8/1941 Gans D8/316
D150,342 S * 7/1948 Felver D8/319
D175,751 S * 10/1955 Aleks D8/317
D218,619 S * 9/1970 Young D8/316
D327,409 S * 6/1992 Fulton D8/316
D391,138 S * 2/1998 Schacht D8/317
D474,563 S * 5/2003 Bresciani D29/109

* cited by examiner

Primary Examiner—Stella M. Reid

Assistant Examiner—Mark Goodwin

(74) *Attorney, Agent, or Firm*—Schultz & Associates, P.C.

(57) **CLAIM**

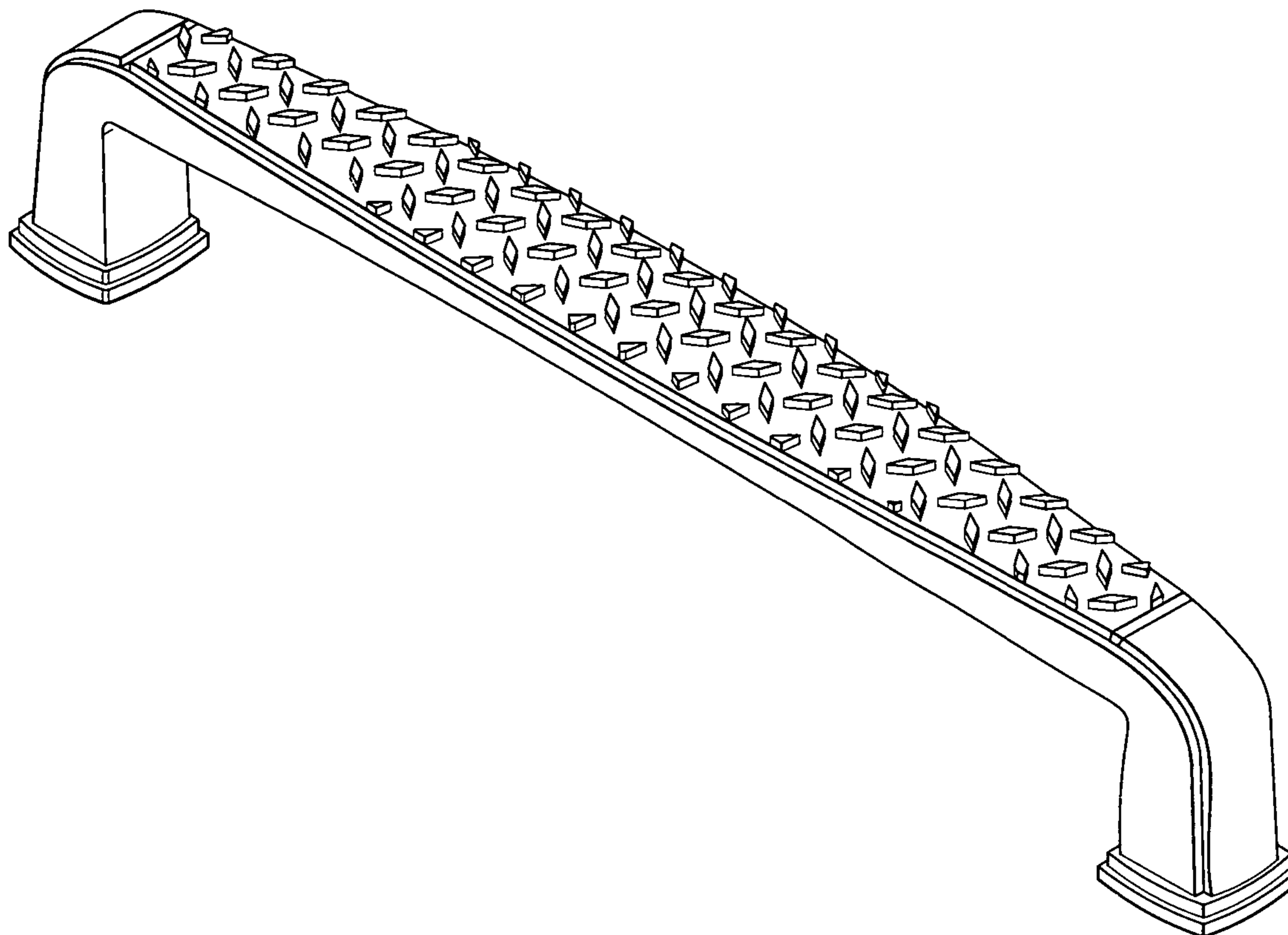
The ornamental design for a cabinet handle, as shown and described.

DESCRIPTION

FIG. 1 is a top isometric view of the cabinet handle in accordance with the present invention; and,

FIG. 2 is a bottom isometric view of the cabinet handle in accordance with the present invention.

1 Claim, 1 Drawing Sheet



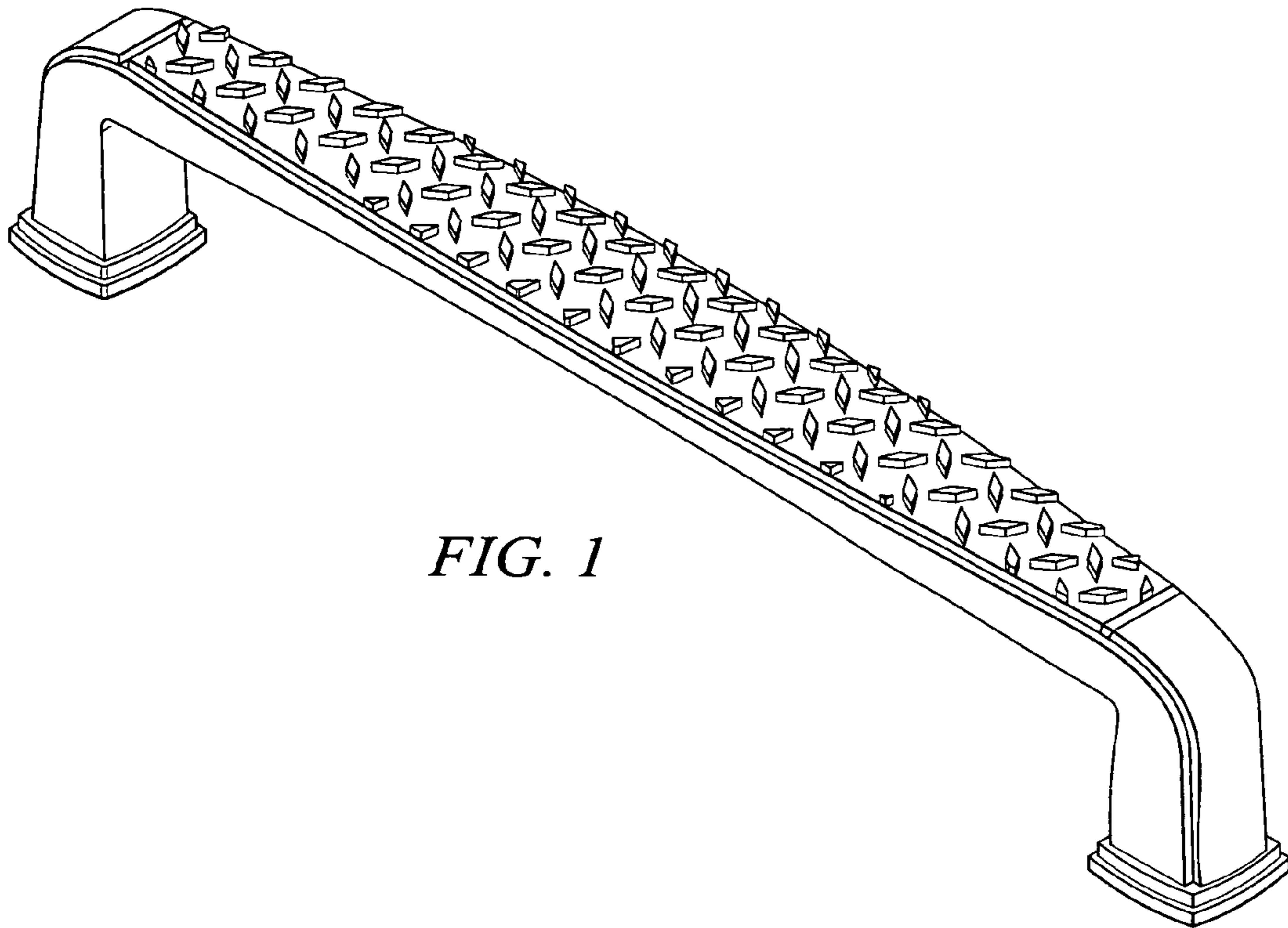


FIG. 1

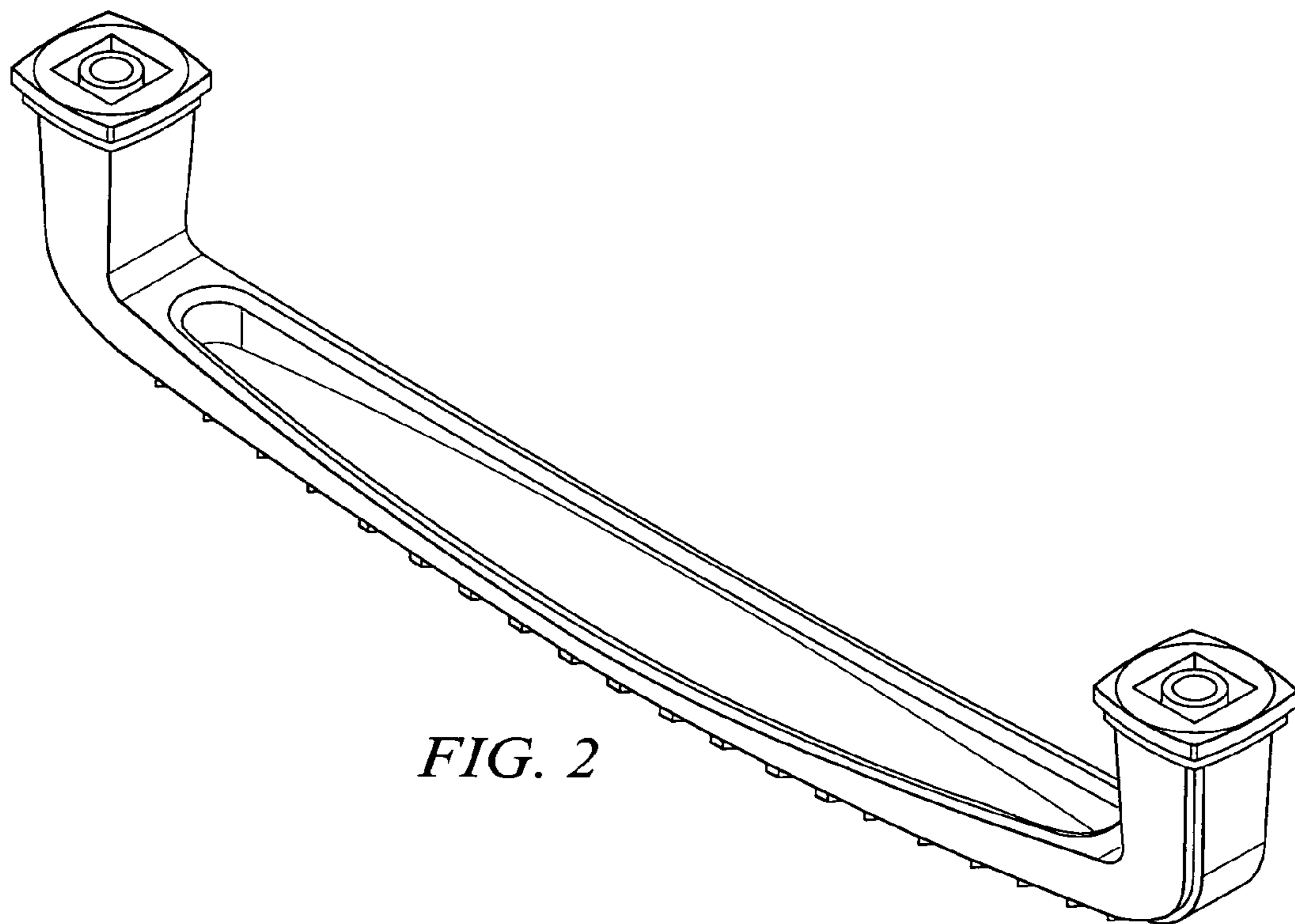


FIG. 2