

US00D563189S

(12) **United States Design Patent**
Gringer

(10) **Patent No.:** **US D563,189 S**
(45) **Date of Patent:** **** Mar. 4, 2008**

- (54) **HANDLE FOR A SAW**
- (75) Inventor: **Donald Gringer**, New York, NY (US)
- (73) Assignee: **Allway Tools, Inc.**, Bronx, NY (US)
- (**) Term: **14 Years**
- (21) Appl. No.: **29/249,560**
- (22) Filed: **Oct. 12, 2006**
- (51) **LOC (8) Cl.** **08-03**
- (52) **U.S. Cl.** **D8/97; D8/107**
- (58) **Field of Classification Search** D8/95,
D8/96, 97, 98, 99, 101, 107; 30/511, 512,
30/513, 514, 515, 516, 517, 522, 340; D7/393;
16/110.1; 81/489
See application file for complete search history.

D468,615 S * 1/2003 Kanzawa D8/97
D510,008 S * 9/2005 Kanzawa D8/97

OTHER PUBLICATIONS

Allway Tools catalog, SKU CAT05 30/1-05, Copyright 2005
Allway Tools Inc., p. 24.
Allway Tools Catalog Page, 1947.
Allway Tools Catalog Page, 1954.
Allway Tools Catalog Page, 1968.

* cited by examiner

Primary Examiner—Philip S. Hyder

(74) *Attorney, Agent, or Firm*—Gottlieb, Rackman &
Reisman, P.C.

(56) **References Cited**

U.S. PATENT DOCUMENTS

2,017,895 A	5/1935	Davey	
2,137,800 A	11/1938	Davey	
2,149,241 A	2/1939	Davey	
3,192,624 A	7/1965	Gringer	
D251,963 S	5/1979	Breger	
D341,761 S	11/1993	Weimann	
D359,672 S	6/1995	Gardiner	
D411,429 S	6/1999	Gringer	
6,026,575 A	2/2000	Wonderley	
D436,828 S *	1/2001	Benktzon et al.	D8/107
D436,829 S *	1/2001	Benktzon et al.	D8/107
D453,465 S *	2/2002	Hsieh	D8/107
D465,716 S *	11/2002	Hsieh	D8/107
D466,784 S	12/2002	Chen	

(57) **CLAIM**

I claim the design for a handle for a saw, as shown and described.

DESCRIPTION

FIG. 1 is a right side elevation side view of a handle for a saw showing my new design, wherein the dotted line showing of saw blade is included for the purpose of illustrating environmental structure and forms no part of the claimed design.

FIG. 2 is a top view thereof;

FIG. 3 is a front view thereof;

FIG. 4 is a left side view thereof, drawn without the dotted lines;

FIG. 5 is a rear view thereof; and,

FIG. 6 is a bottom view thereof.

1 Claim, 2 Drawing Sheets

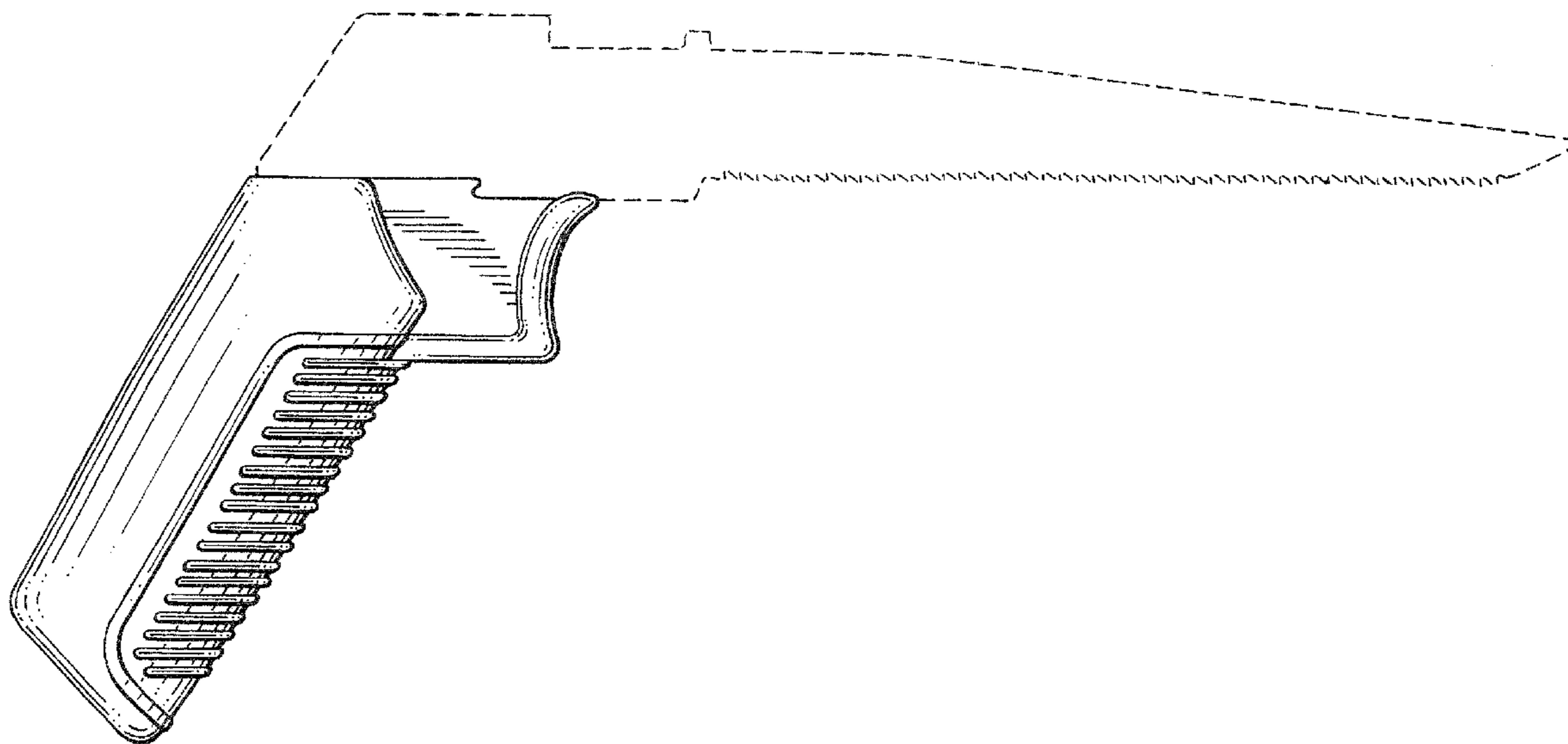


FIG. 1

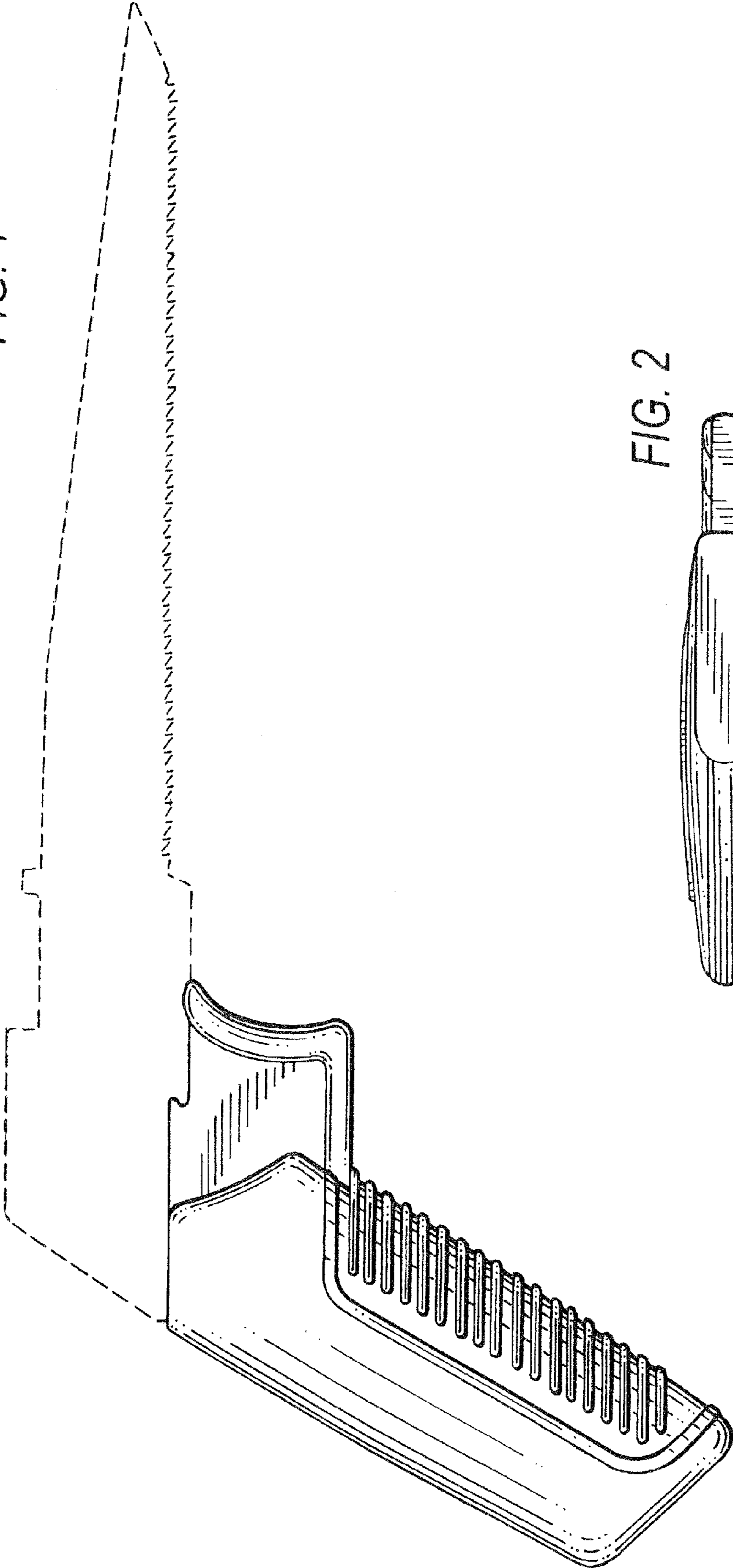


FIG. 2



FIG. 5




FIG. 4

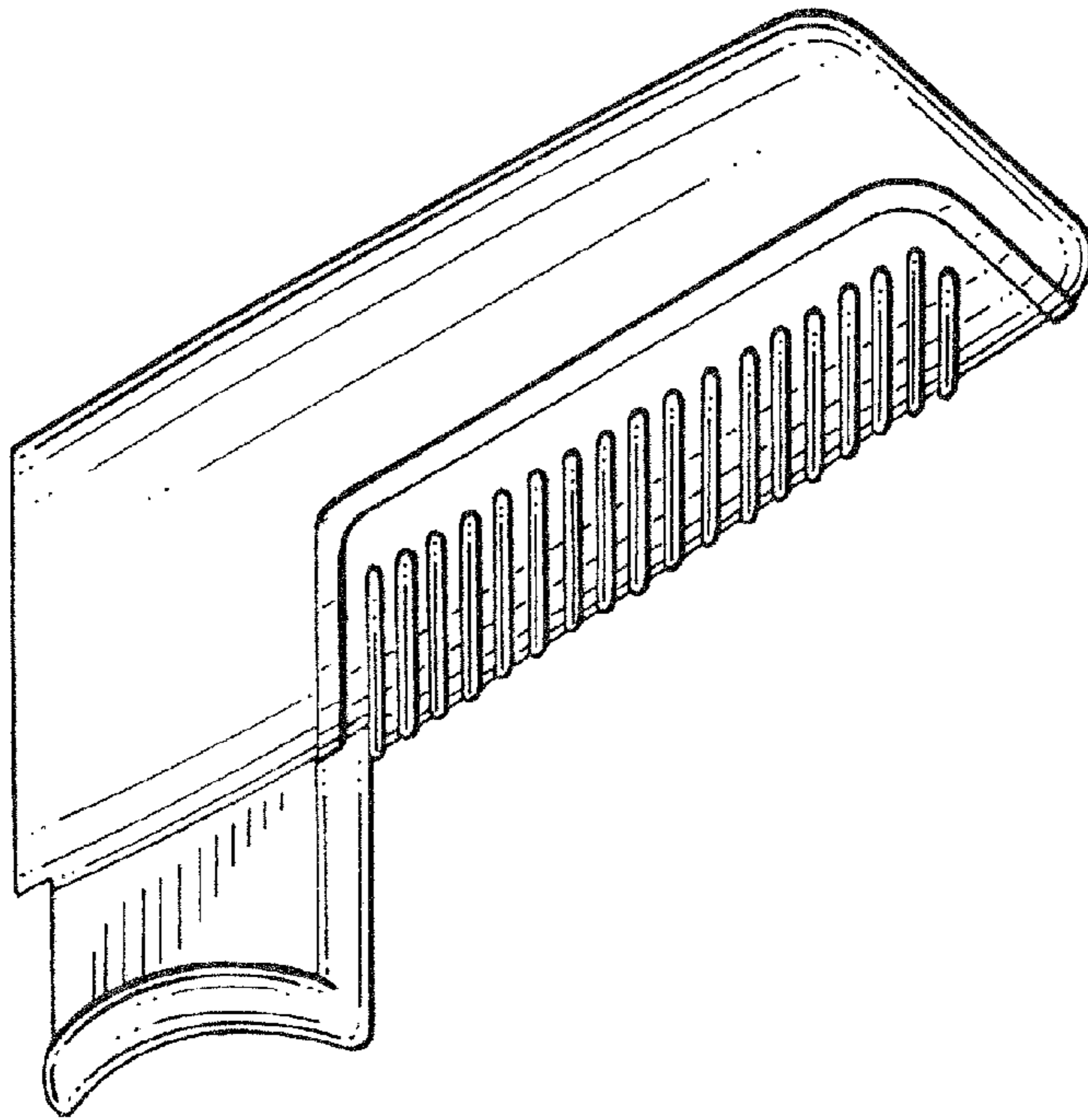


FIG. 3

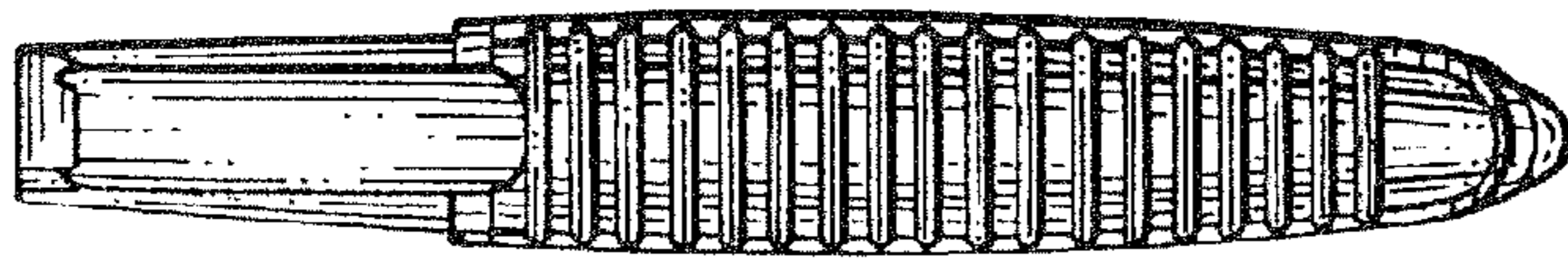


FIG. 6

