



US00D563170S

(12) **United States Design Patent**
Tornqvist

(10) **Patent No.:** **US D563,170 S**

(45) **Date of Patent:** **** Mar. 4, 2008**

(54) **DRINKING MUG**

(75) Inventor: **Patrick Carl Tornqvist**, Shanghai (CN)

(73) Assignee: **Xindao B.V.**, Rijswijk (NL)

(**) Term: **14 Years**

(21) Appl. No.: **29/245,722**

(22) Filed: **Dec. 28, 2005**

(51) **LOC (8) Cl.** **07-01**

(52) **U.S. Cl.** **D7/523; D7/509; D7/500**

(58) **Field of Classification Search** D7/392-394,
D7/509-511, 523, 531-533, 536, 605, 608,
D7/619.1, 622, 624.2; 215/382, 384, 386-388,
215/392, 394, 396, 398, DIG. 7; 220/62.12,
220/592.17, 669, 696, 710, 710.5, 711, 713,
220/715, 719, 739

See application file for complete search history.

(56) **References Cited**

U.S. PATENT DOCUMENTS

D249,111 S *	8/1978	Geyer	D7/523
D296,506 S	7/1988	Obendorfer et al.		
D316,358 S	4/1991	Thorp		
D346,308 S	4/1994	Cautereels et al.		
D375,655 S *	11/1996	King	D7/511
D375,871 S	11/1996	Jarvis		
D383,037 S *	9/1997	Asberg	D7/511
D408,221 S *	4/1999	Asberg	D7/511
D413,766 S	9/1999	Hou		
D424,877 S *	5/2000	Cayouette	D7/523

D434,272 S *	11/2000	Johansen et al.	D7/396.6
D442,030 S *	5/2001	Freed	D7/523
D460,894 S *	7/2002	Ziegenfus et al.	D7/523
D471,110 S *	3/2003	Booth et al.	D9/529
D471,458 S *	3/2003	Booth et al.	D9/504
D474,073 S	5/2003	Rorke et al.		
D474,074 S	5/2003	Hou		
D478,778 S	8/2003	Jarvis et al.		
D480,267 S *	10/2003	Freed et al.	D7/510
D480,270 S	10/2003	Hou		
D486,996 S *	2/2004	Karp	D7/510
D502,396 S *	3/2005	Frisch et al.	D9/503
D502,844 S *	3/2005	Rohe	D7/510
D531,856 S *	11/2006	Seum et al.	D7/523

* cited by examiner

Primary Examiner—T. Chase Nelson

Assistant Examiner—Karen Acker

(74) *Attorney, Agent, or Firm*—Blackwell Sanders LLP

(57) **CLAIM**

The ornamental design for a drinking mug, as shown and described.

DESCRIPTION

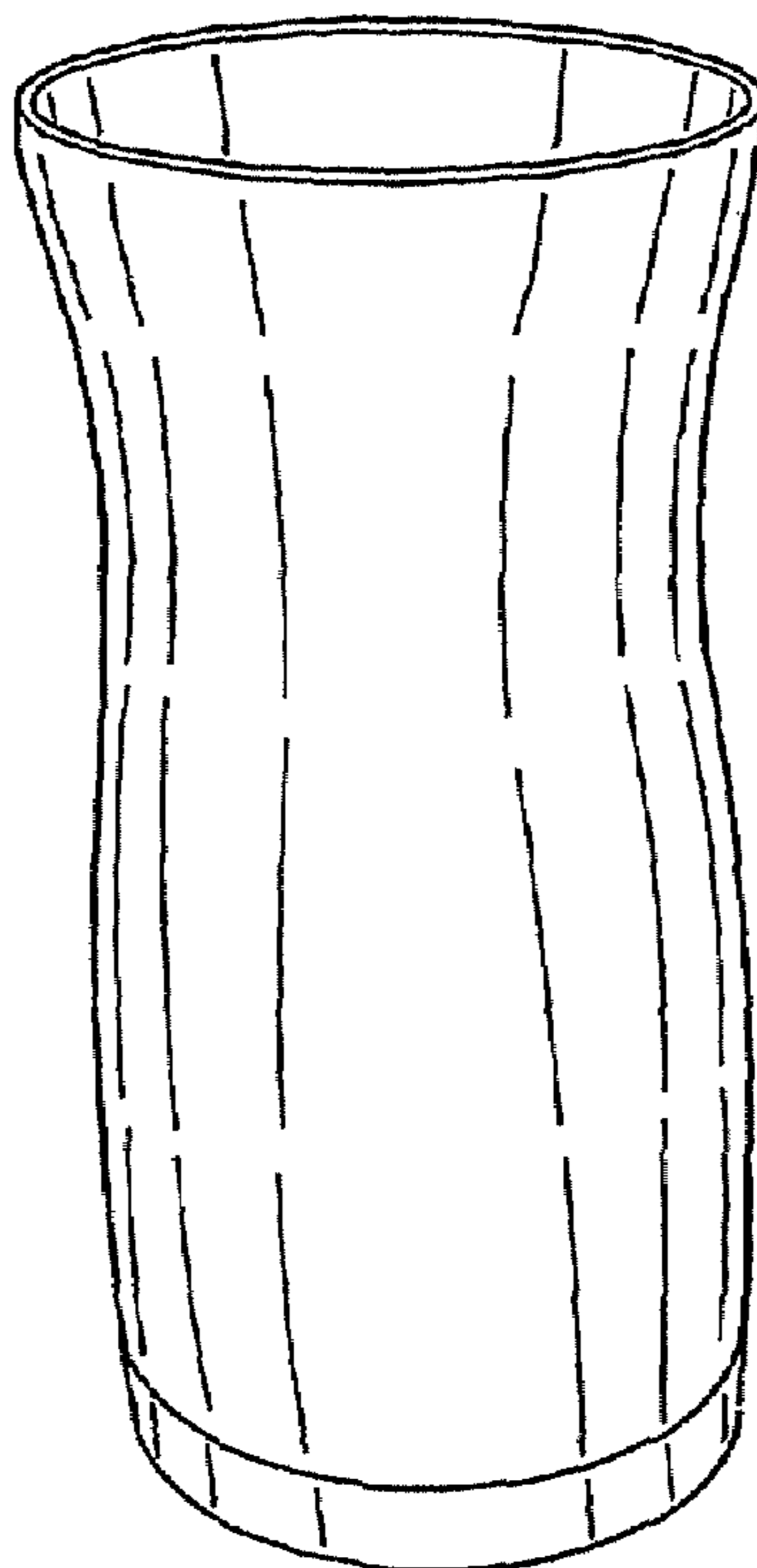
FIG. 1 is a perspective view of a drinking mug showing my new design;

FIG. 2 is a front perspective view thereof; the rear perspective view being a mirror image thereof;

FIG. 3 is a top plan view thereof; and,

FIG. 4 is a bottom plan view thereof.

1 Claim, 2 Drawing Sheets



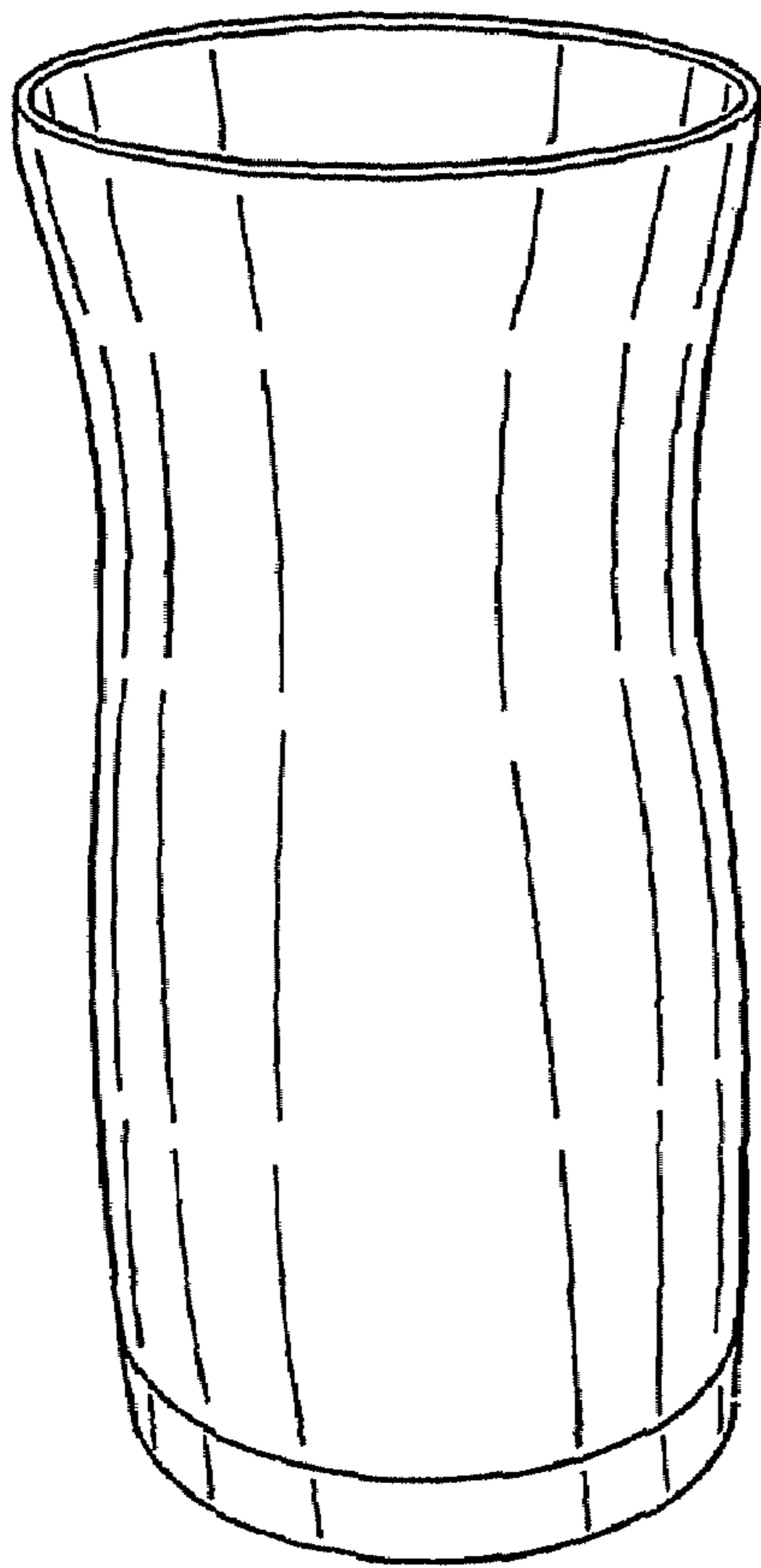


FIG. 1

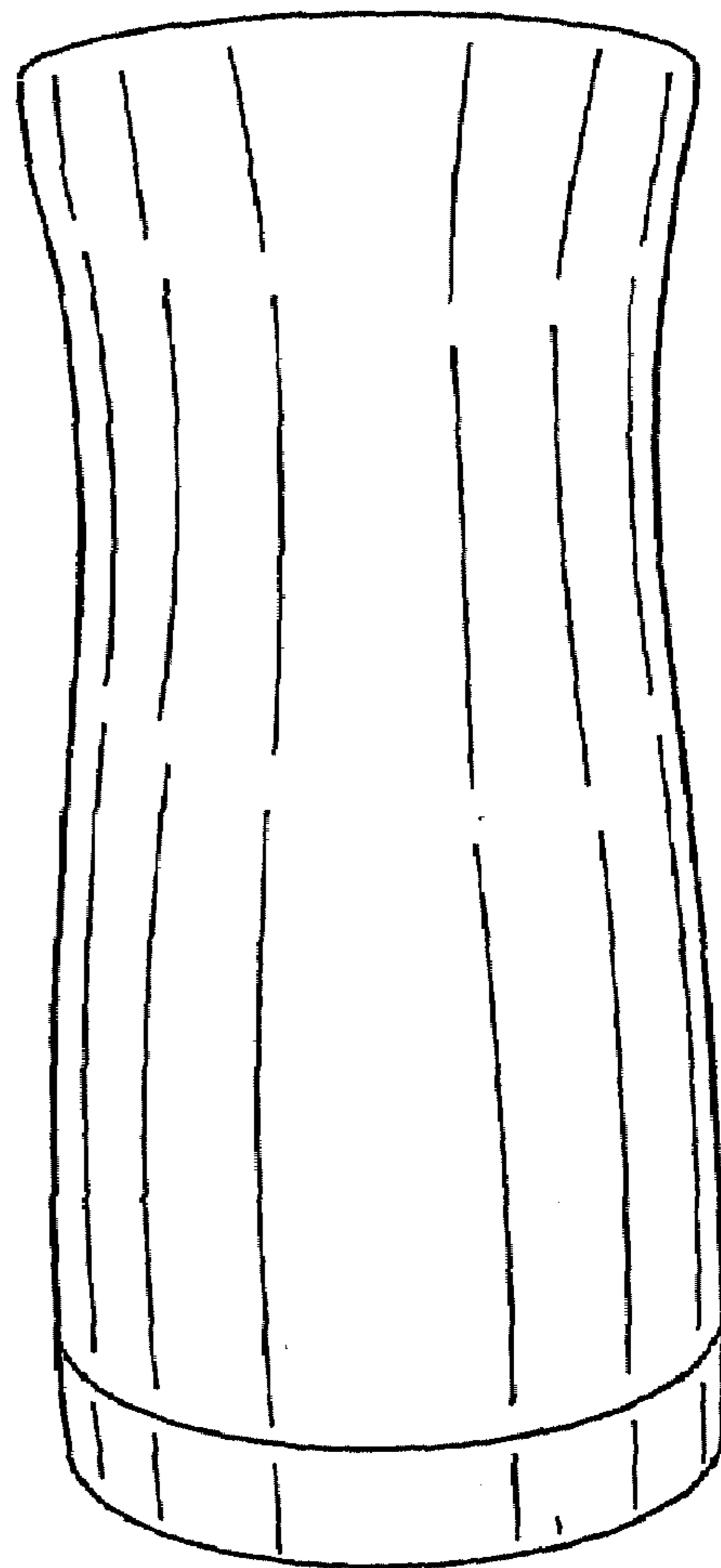


FIG. 2

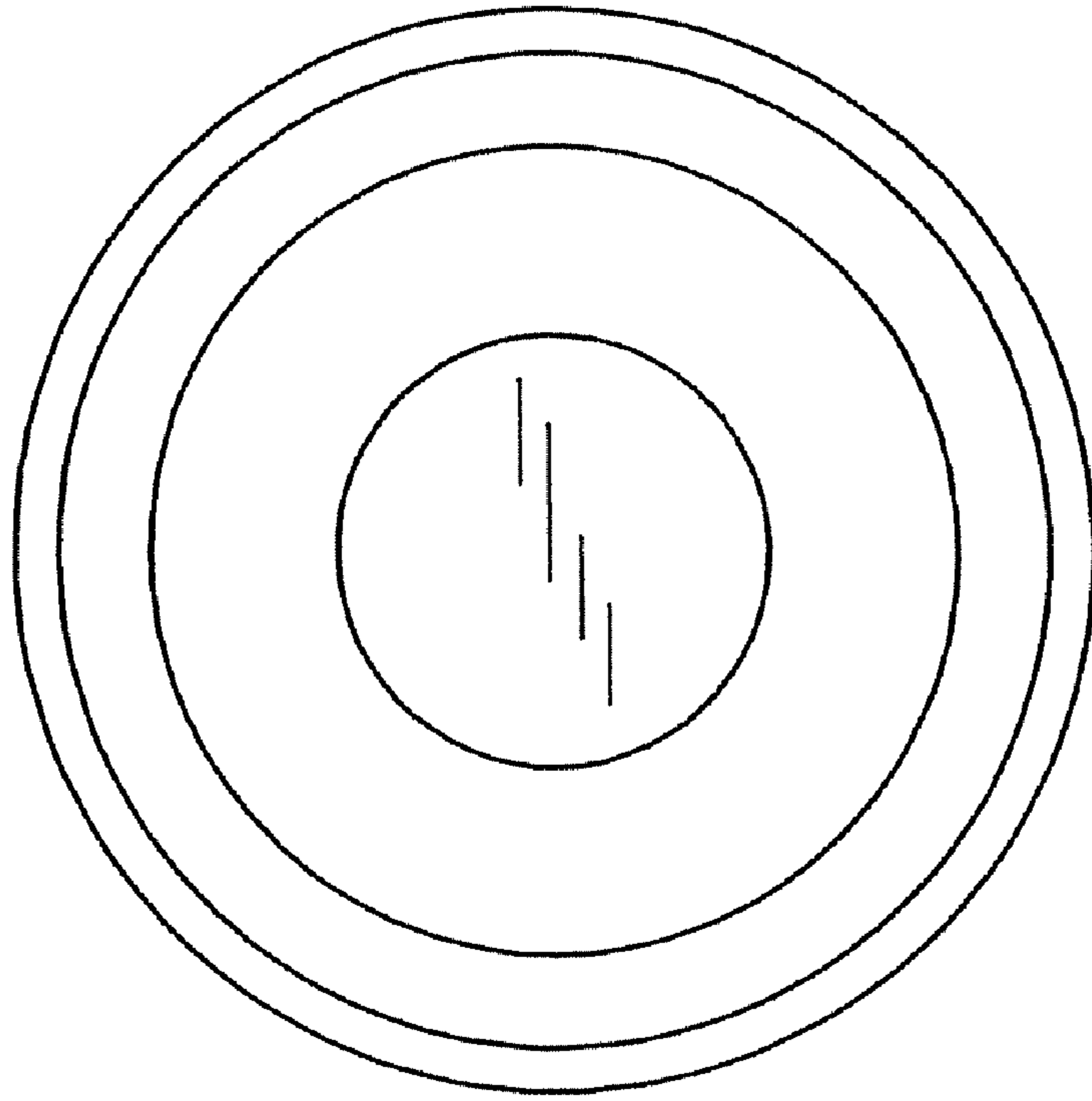


FIG. 3

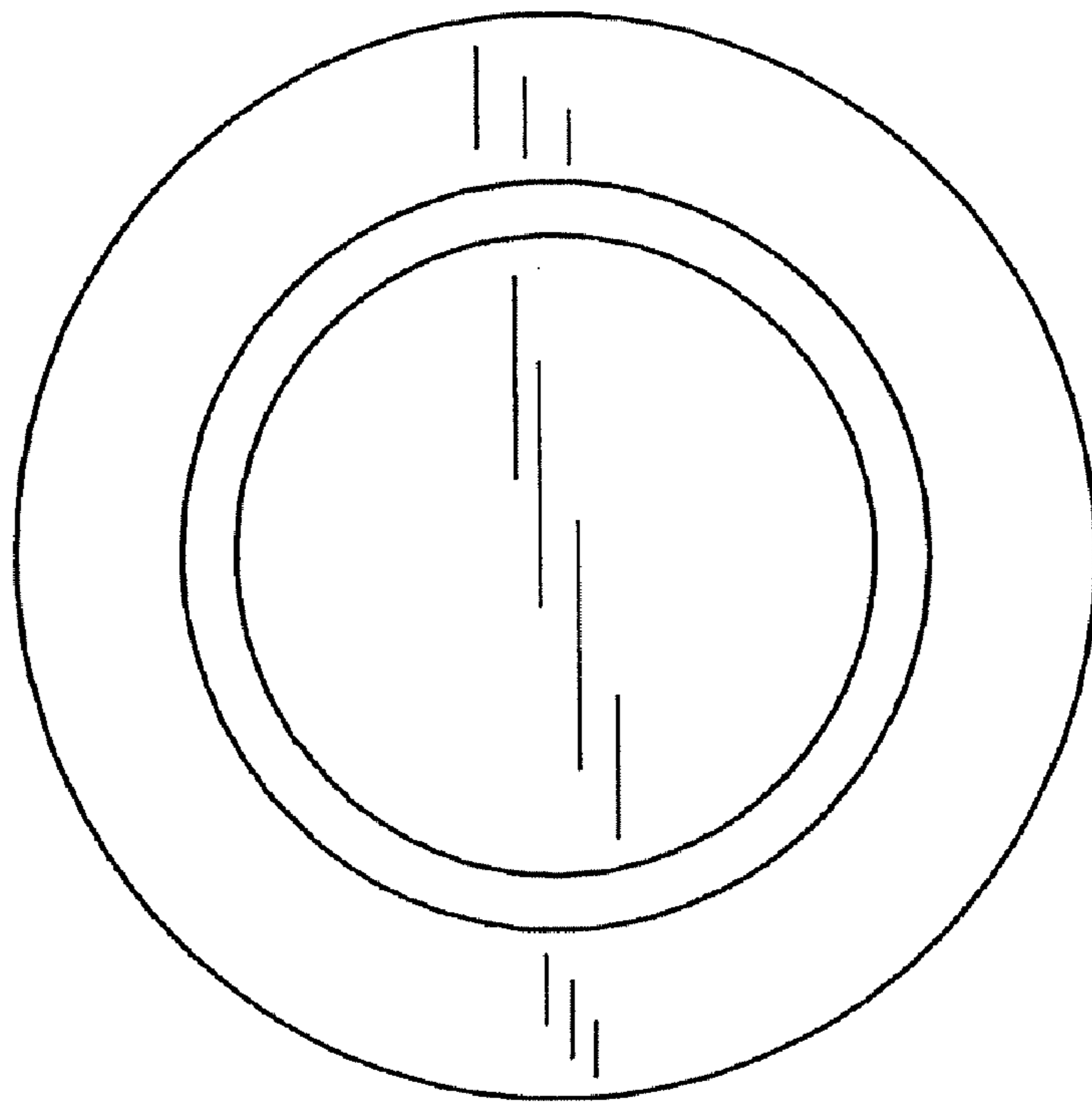


FIG. 4