

US00D563167S

(12) **United States Design Patent**
Snedden et al.

(10) **Patent No.:** **US D563,167 S**
(45) **Date of Patent:** **** Mar. 4, 2008**

(54) **ROUND LID WITH UTENSIL RECESS**

(75) Inventors: **Craig Snedden**, Culver City, CA (US);
George A. Golota, Glenview, IL (US)

(73) Assignee: **Clear Lam Packaging, Inc.**, Elk Grove
Village, IL (US)

(**) Term: **14 Years**

(21) Appl. No.: **29/241,055**

(22) Filed: **Oct. 21, 2005**

(51) **LOC (8) Cl.** **07-01**

(52) **U.S. Cl.** **D7/505**; D9/716

(58) **Field of Classification Search** D7/300,
D7/305, 309, 310, 329.1, 387, 399, 400, 401.2,
D7/500, 510, 505-507, 511, 523, 538, 542,
D7/543, 550.1, 548, 553.3, 553.6, 554.2,
D7/584, 598, 601, 602, 605, 619.1, 620, 622,
D7/643, 647, 667; D9/414, 418, 423-425,
D9/428-431, 434-436, 715-717, 719, 737,
D9/744-745, 447, 454; D23/209; 62/457.6;
150/901; 99/275, 279, 283, 303; 206/207,
206/217, 216, 223, 502, 507, 514, 541; 210/348;
220/4.01; 229/400, 403, 404, 406, 906.1
See application file for complete search history.

(56) **References Cited**

U.S. PATENT DOCUMENTS

1,657,325 A * 1/1928 Suttle 206/229

1,734,477 A * 11/1929 Fowle 229/401
2,433,926 A * 1/1948 Sayre 229/404
3,955,742 A * 5/1976 Marshall et al. 220/574
5,085,336 A * 2/1992 Lynd 220/708
5,415,309 A * 5/1995 Wang 220/4.27
D448,290 S * 9/2001 Schultz et al. D9/428
D513,979 S * 1/2006 Snedden et al. D9/425
D514,440 S * 2/2006 Snedden et al. D9/425
D517,405 S * 3/2006 Snedden et al. D9/425
D522,858 S * 6/2006 Snedden et al. D9/435
D528,432 S * 9/2006 Snedden et al. D9/716
D536,221 S * 2/2007 Kamins D7/643

* cited by examiner

Primary Examiner—Philip S. Hyder

Assistant Examiner—Cynthia Underwood

(74) *Attorney, Agent, or Firm*—Cardinal Law Group

(57) **CLAIM**

The ornamental design for a round lid with a utensil recess,
as shown and described.

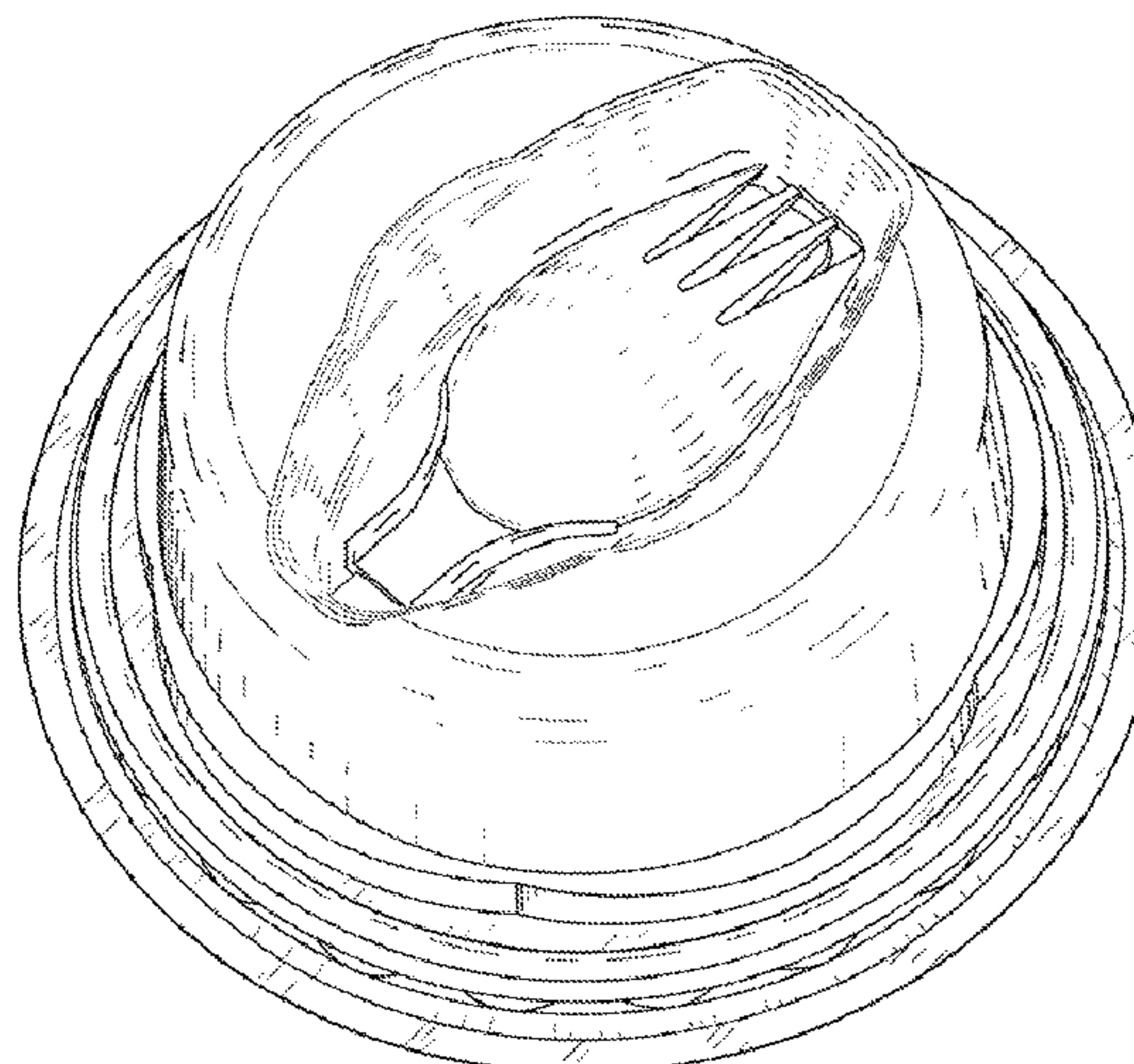
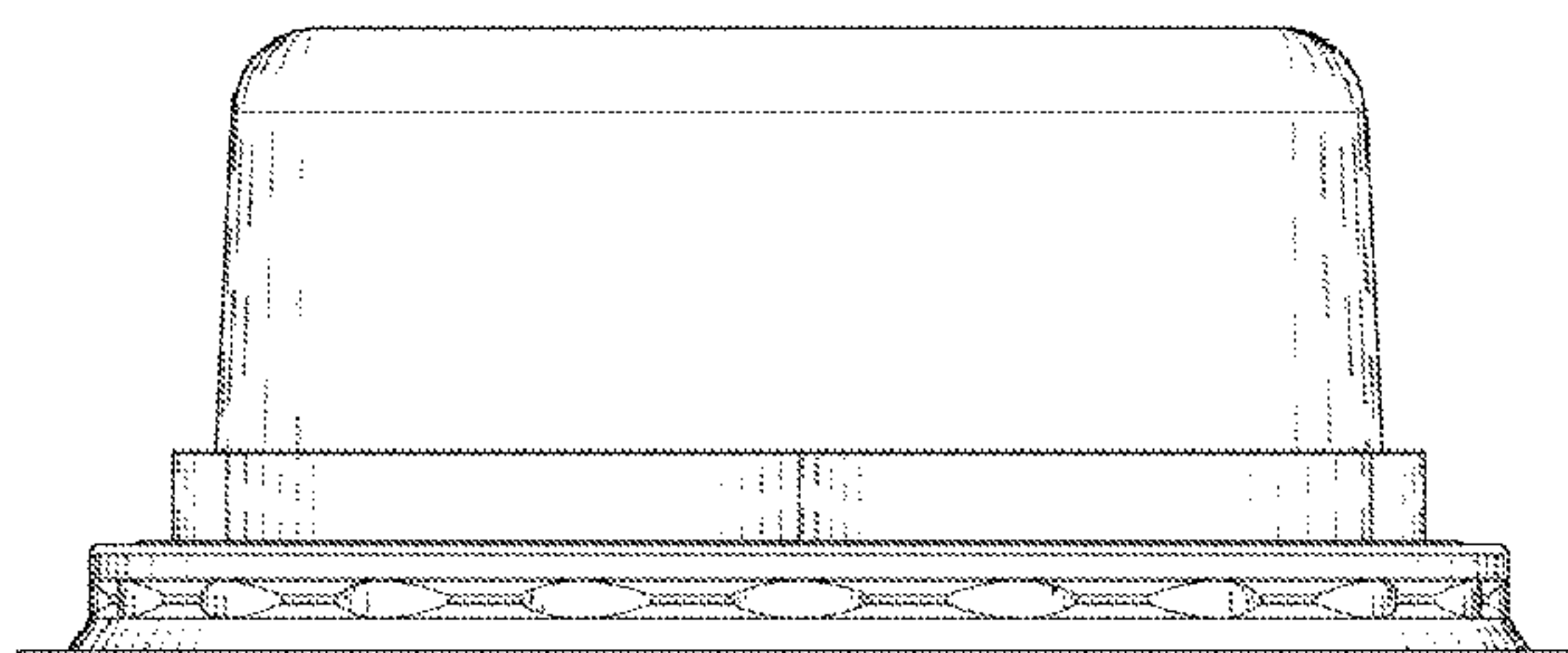
DESCRIPTION

FIG. 1 is a top view of the round lid with a utensil recess
wherein the utensil is omitted;

FIG. 2 is a side view of the round lid with a utensil recess;
and,

FIG. 3 is a perspective view of the round lid with a utensil
in a utensil recess.

1 Claim, 2 Drawing Sheets



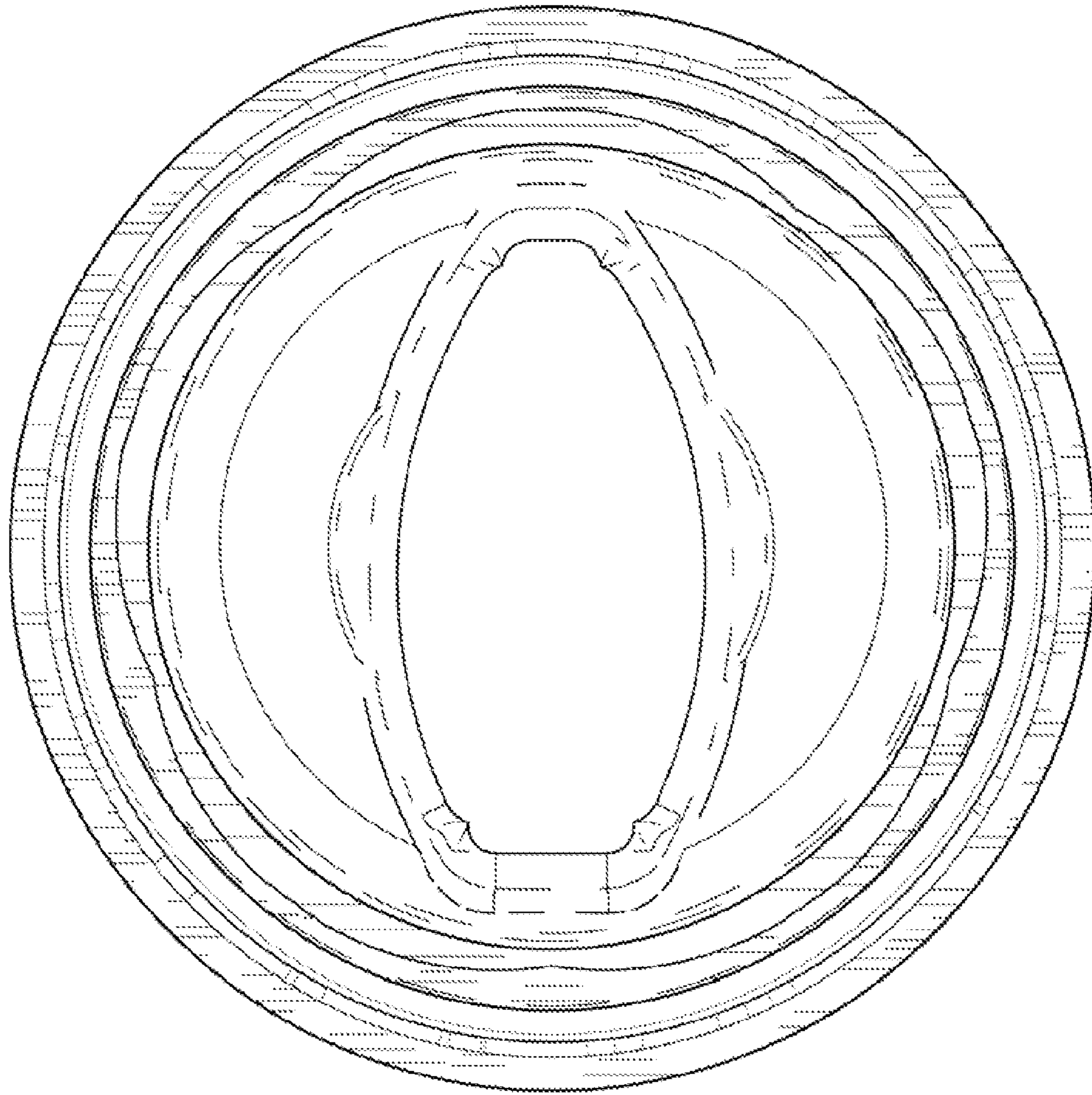


FIG. 1

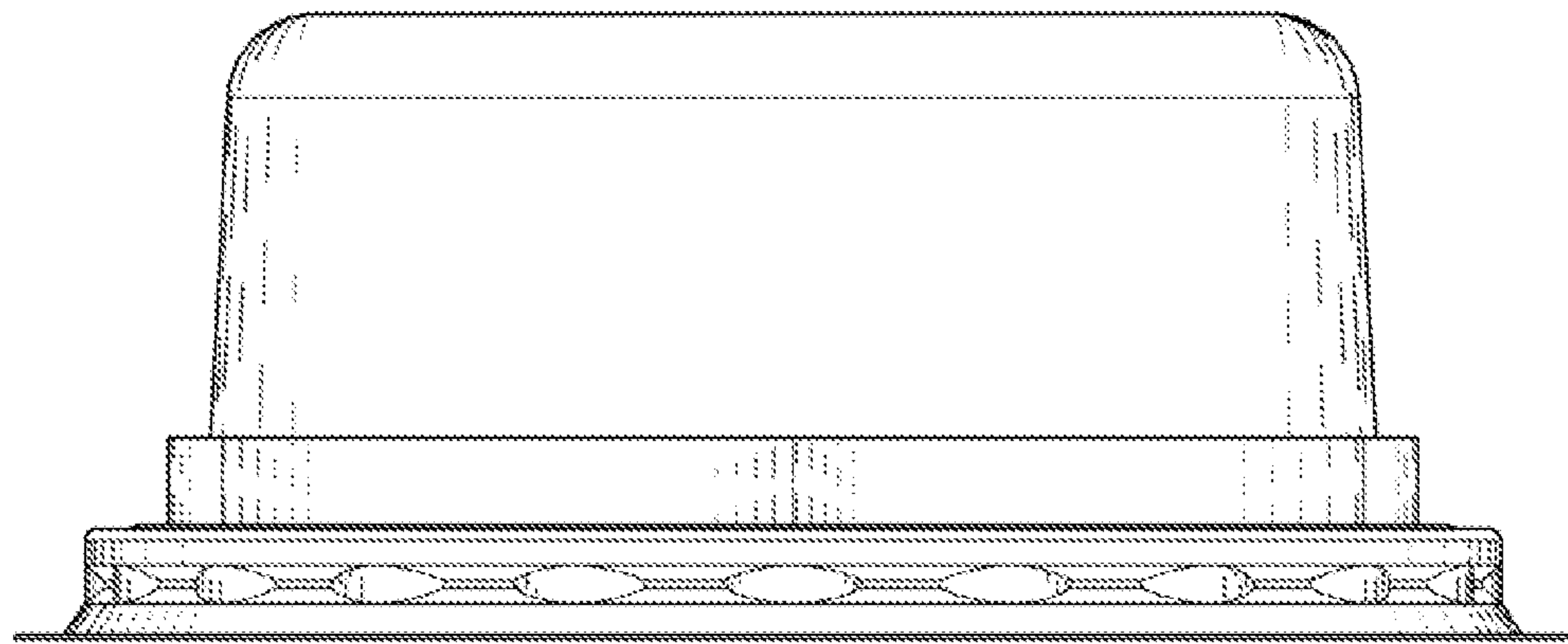


FIG. 2

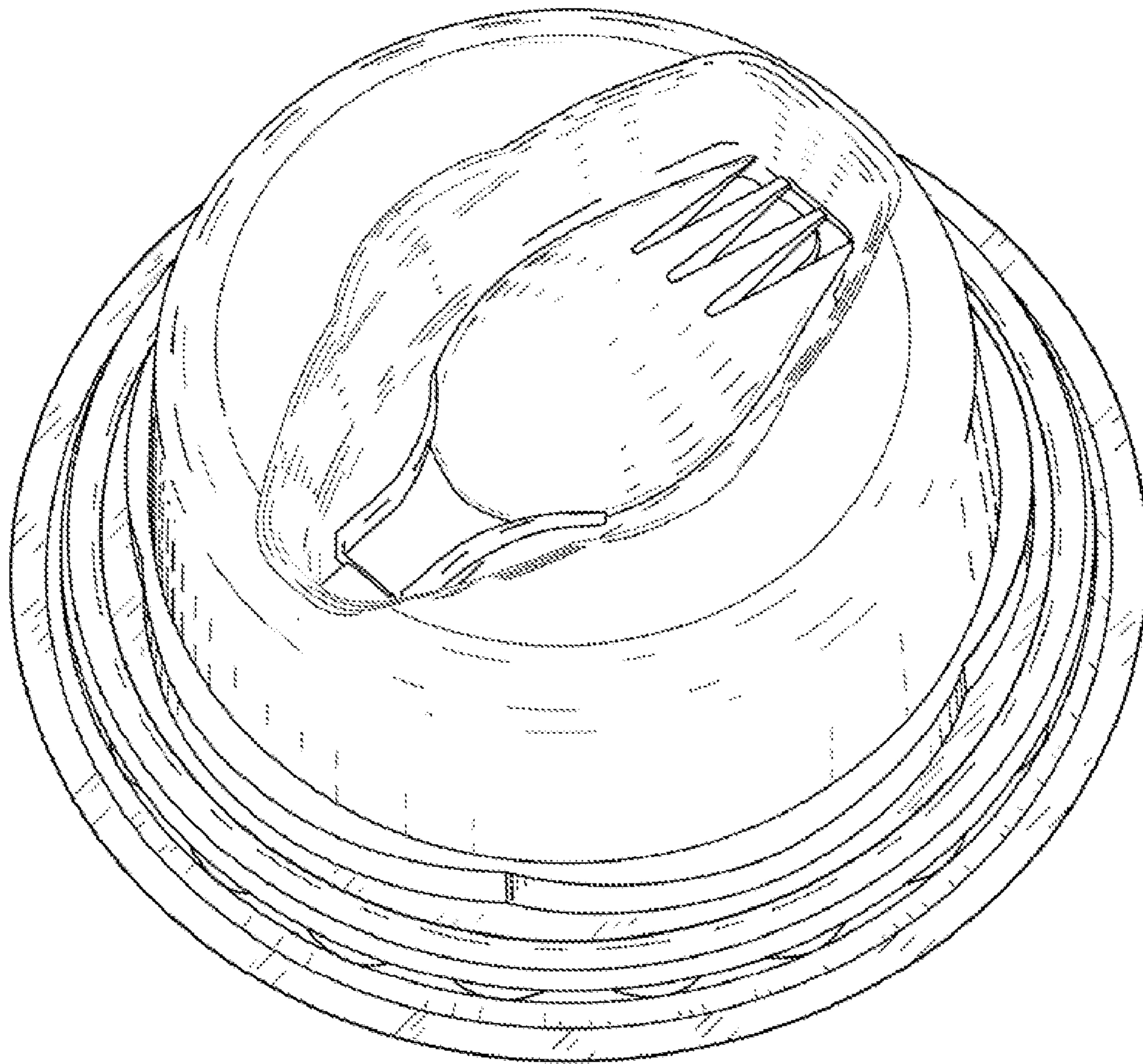


FIG. 3