



US00D563162S

(12) **United States Design Patent**  
**Ross**

(10) **Patent No.:** **US D563,162 S**  
(45) **Date of Patent:** **\*\* Mar. 4, 2008**

(54) **HEATER**

(75) Inventor: **Peter Ross**, Stafford (GB)

(73) Assignee: **Ceramaspeed Limited** (GB)

(\*\*) Term: **14 Years**

(21) Appl. No.: **29/262,518**

(22) Filed: **Jul. 5, 2006**

(30) **Foreign Application Priority Data**

Mar. 17, 2006 (EM) ..... 000496534

(51) **LOC (8) Cl.** ..... **07-02**

(52) **U.S. Cl.** ..... **D7/407**

(58) **Field of Classification Search** ..... D7/339-349,  
D7/362-363, 367, 402-409; D23/415, 417-419;  
126/211, 214 C, 214 D, 220, 221, 214 R;  
219/463.1, 464.4, 465.1, 466.1, 450.1, 460.1  
See application file for complete search history.

(56) **References Cited**

**U.S. PATENT DOCUMENTS**

D270,805 S \* 10/1983 Goldsworthy ..... D7/363  
D395,198 S \* 6/1998 Wania ..... D7/407

D431,964 S \* 10/2000 Carter ..... D7/407  
D432,863 S \* 10/2000 Carter ..... D7/407  
D433,280 S \* 11/2000 Carter ..... D7/407  
D433,281 S \* 11/2000 Carter ..... D7/407  
6,518,549 B1 \* 2/2003 Taylor et al. .... 219/450.1  
D514,696 S \* 2/2006 Taylor et al. .... D23/419  
D516,713 S \* 3/2006 Taylor et al. .... D23/419

\* cited by examiner

*Primary Examiner*—Robert A. Delehanty

*Assistant Examiner*—Mark Cavanna

(74) *Attorney, Agent, or Firm*—Ira S. Dorman

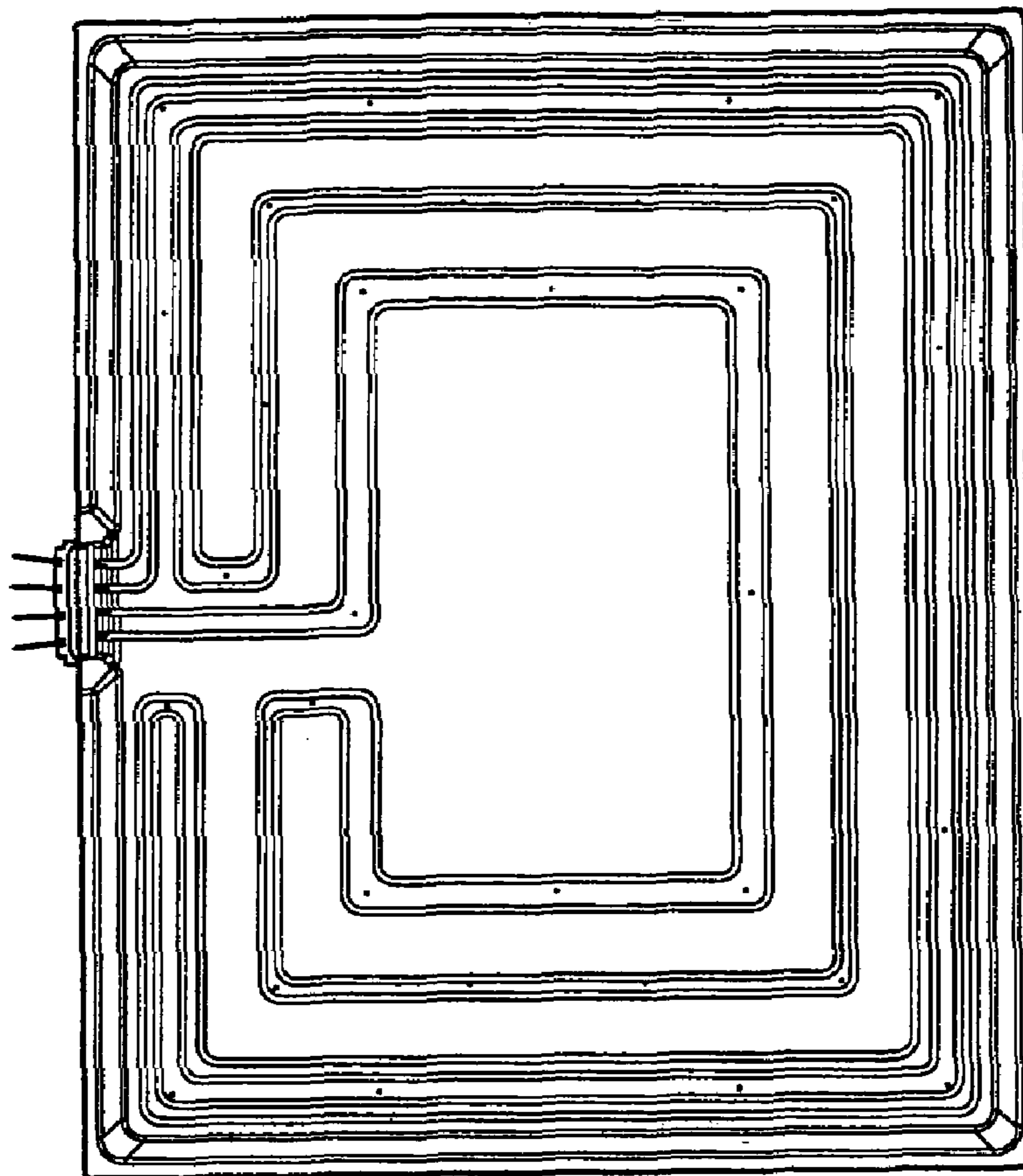
(57) **CLAIM**

The ornamental design for a heater, as shown and described.

**DESCRIPTION**

FIG. 1 is a top plan view of a heater showing my new design;  
FIG. 2 is a front elevational view of the heater shown in FIG.  
1;  
FIG. 3 is a rear elevational view of the heater shown in FIG.  
1;  
FIG. 4 is a bottom view of the heater shown in FIG. 1; and,  
FIG. 5 is a side elevational view of the heater.

**1 Claim, 2 Drawing Sheets**



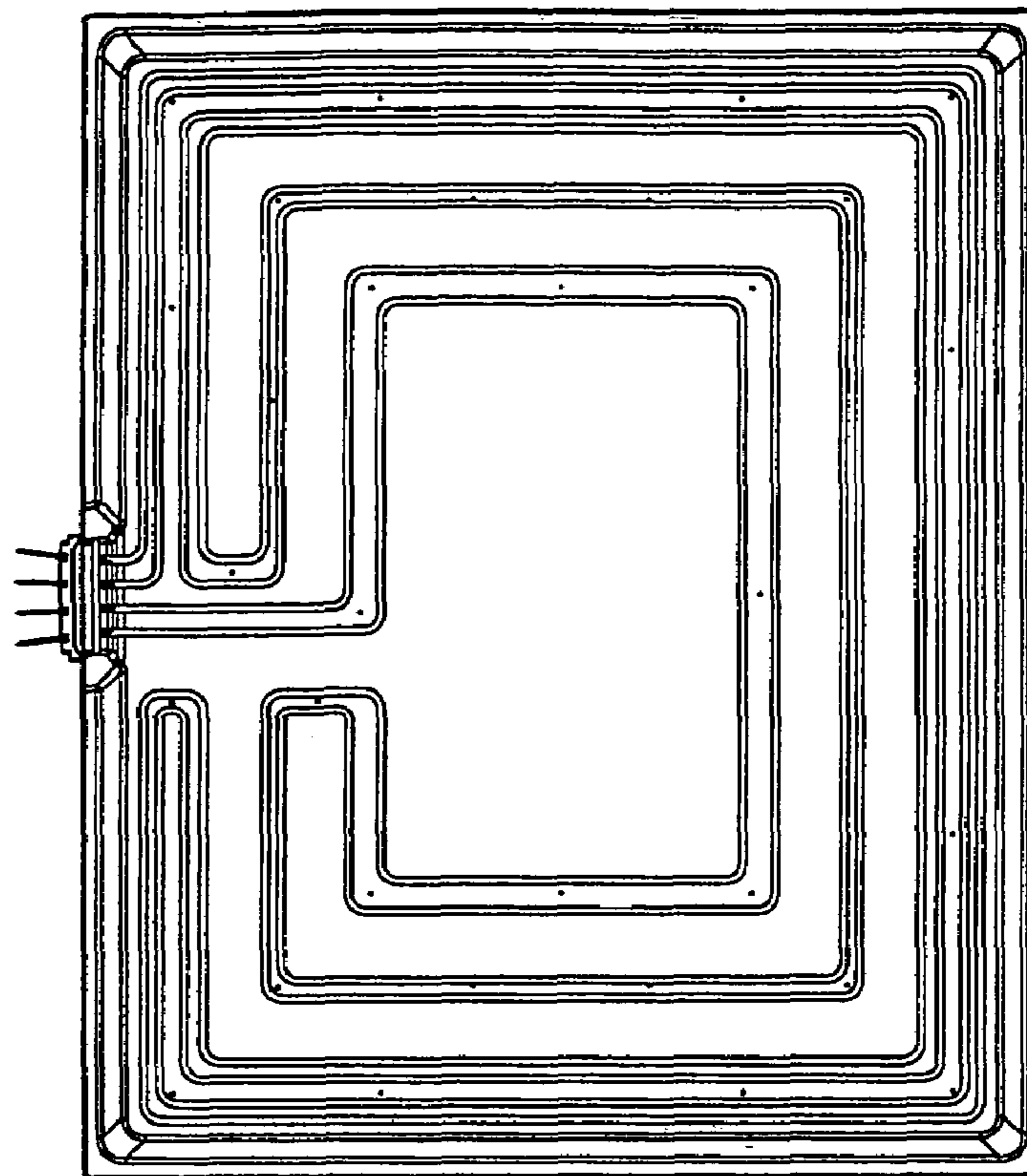


Figure 1



Figure 2

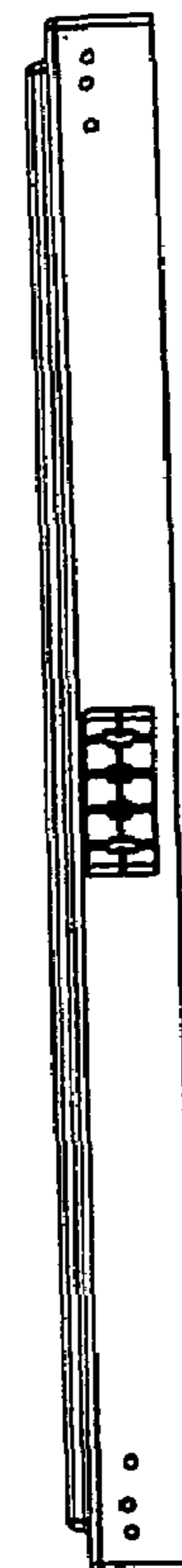


Figure 3

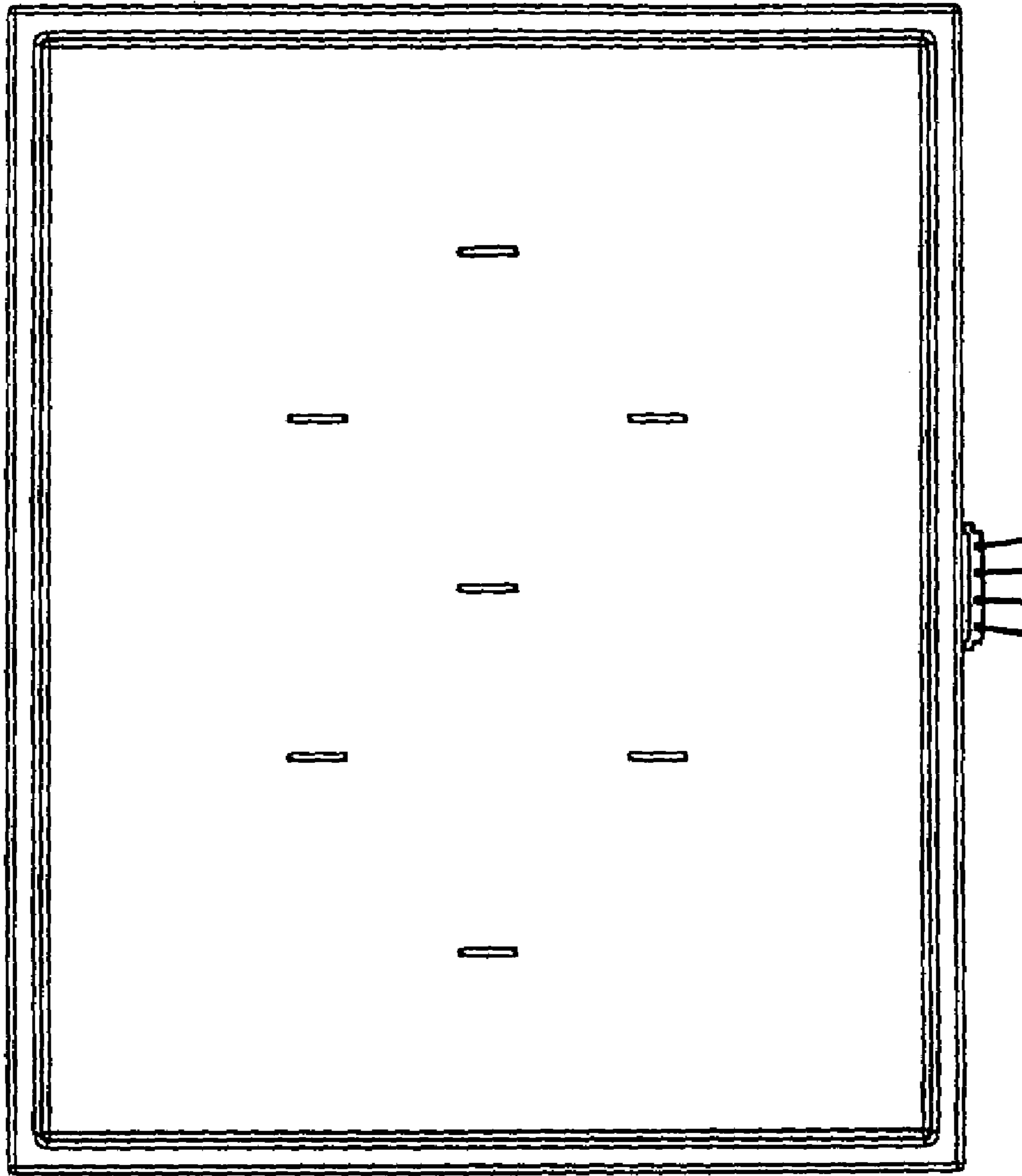


Figure 4

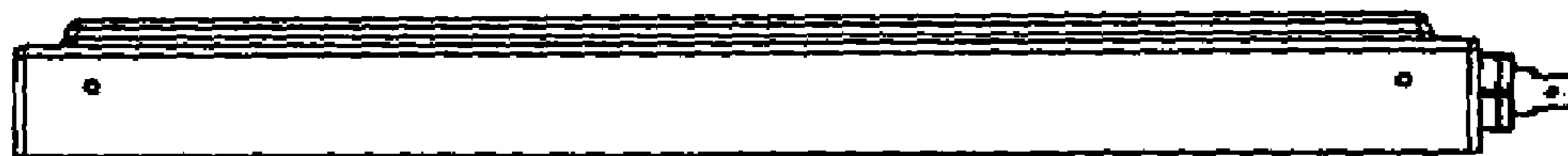


Figure 5