

US00D563160S

(12) **United States Design Patent**  
**Schmidt**

(10) **Patent No.:** **US D563,160 S**  
(45) **Date of Patent:** **\*\* Mar. 4, 2008**

(54) **KNIFE HANDLE**

(76) Inventor: **Jordan Schmidt**, 15 Park Ave.,  
Westwood, NJ (US) 07675

(\*\*) Term: **14 Years**

(21) Appl. No.: **29/288,136**

(22) Filed: **May 31, 2007**

(51) **LOC (8) Cl.** ..... **07-02**

(52) **U.S. Cl.** ..... **D7/395**

(58) **Field of Classification Search** ..... D7/393,  
D7/395, 401.2, 682, 692, 649-652, 696, 381;  
D8/98, 101; D22/118; 30/340-344  
See application file for complete search history.

(56) **References Cited**

**U.S. PATENT DOCUMENTS**

D373,289 S *	9/1996	Gebhardt	.....	D7/401.2
D407,603 S *	4/1999	Cohen et al.	.....	D7/401.2
D408,218 S *	4/1999	Thomas	.....	D7/401.2
D446,689 S *	8/2001	Van Leeuwen	.....	D7/649
D499,301 S *	12/2004	Chen	.....	D7/401.2
D538,103 S *	3/2007	Tetreault et al.	.....	D7/401.2
D548,543 S *	8/2007	Izaki	.....	D7/649

\* cited by examiner

*Primary Examiner*—Holly H. Baynham

*Assistant Examiner*—Cynthia M. Chin

(74) *Attorney, Agent, or Firm*—Keusey, Tutunjian & Bitetto,  
P.C.

(57) **CLAIM**

The ornamental design for a knife handle, as shown and described.

**DESCRIPTION**

FIG. 1 is a front perspective view of the knife handle showing my new design;

FIG. 2 is a Left side view thereof;

FIG. 3 is a front view thereof;

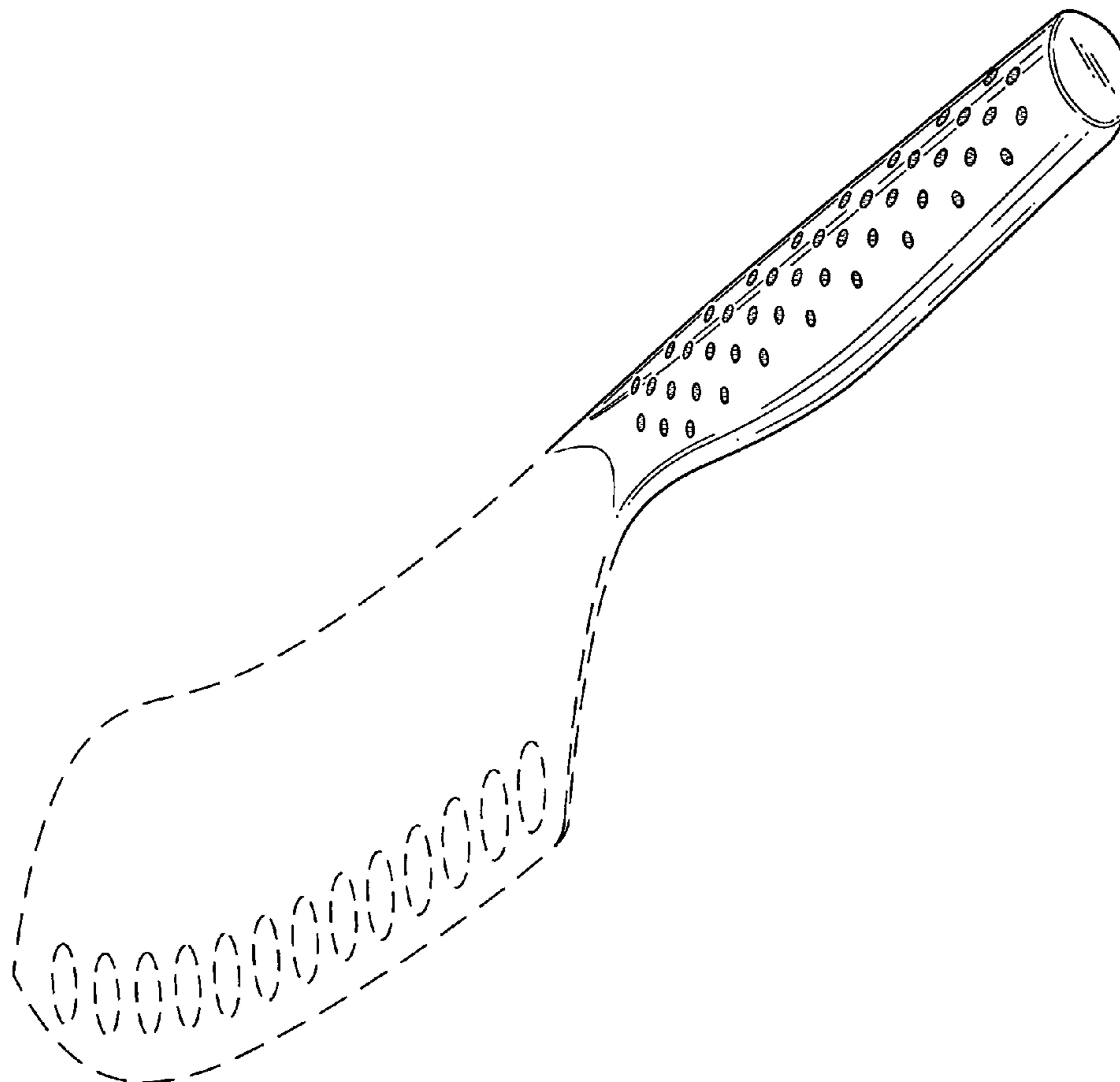
FIG. 4 is a rear view thereof;

FIG. 5 is a top view thereof; and,

FIG. 6 is bottom view thereof.

The Right side view is a mirror image of the Left side view shown in FIG. 2.

**1 Claim, 3 Drawing Sheets**



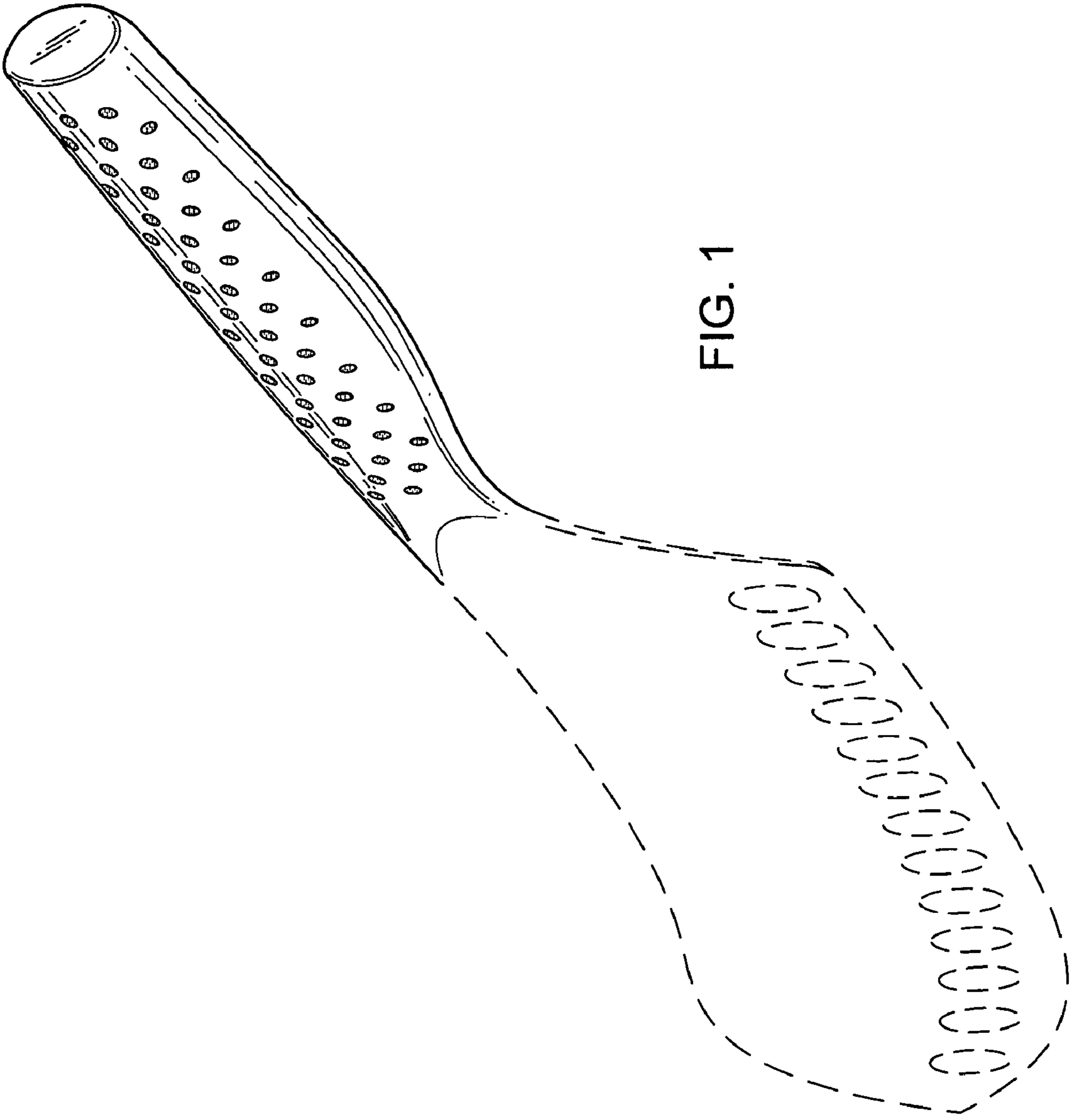


FIG. 1

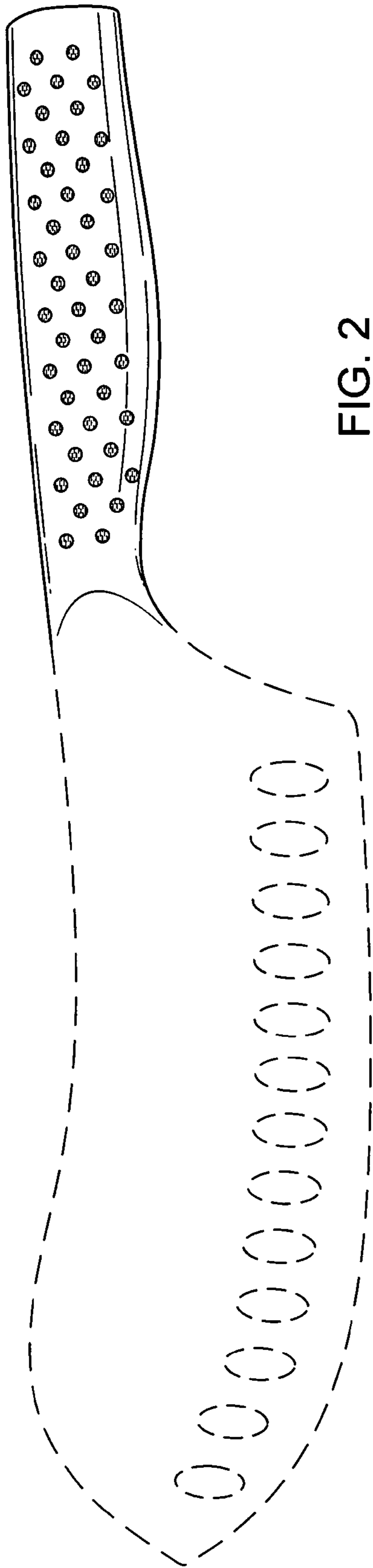


FIG. 2

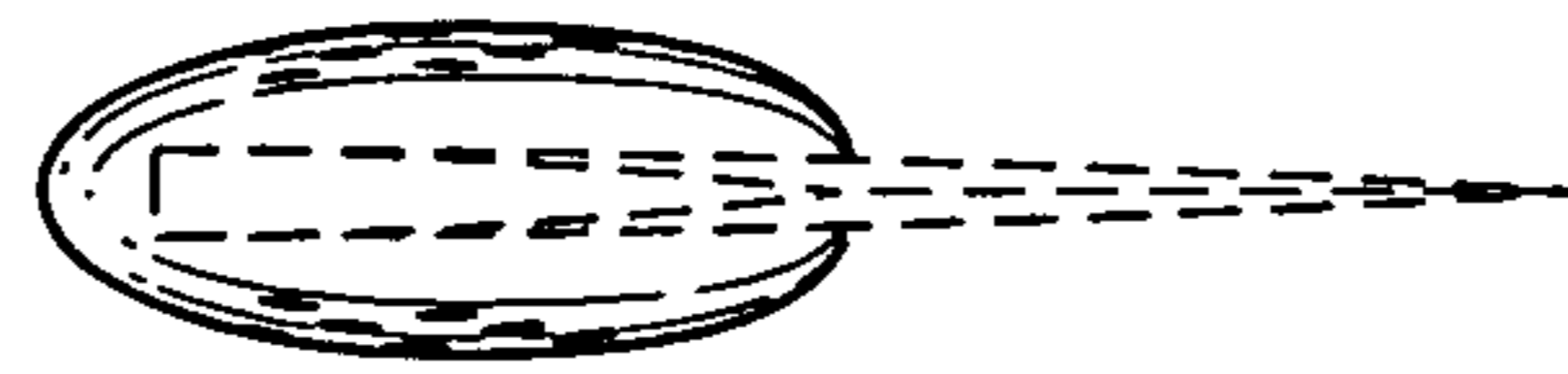


FIG. 3

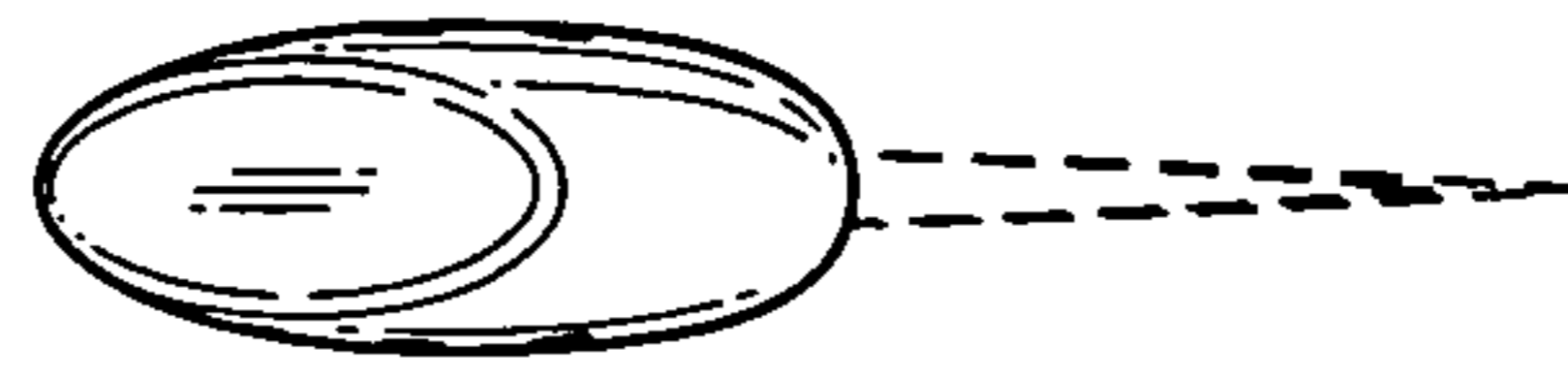


FIG. 4

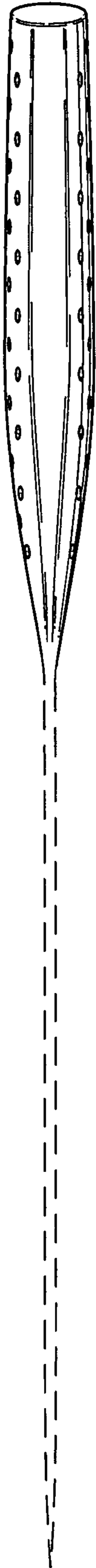


FIG. 5

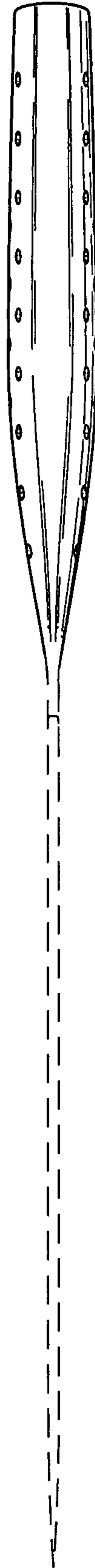


FIG. 6