



US00D563159S

(12) **United States Design Patent**  
**Rae**

(10) **Patent No.:** **US D563,159 S**

(45) **Date of Patent:** **\*\* Mar. 4, 2008**

(54) **ARCHING TOP COOKWARE HANDLE**

(75) **Inventor:** **Robert A Rae, Danville, CA (US)**

(73) **Assignee:** **Meyer Intellectual Properties Limited (VG)**

(\*\*) **Term:** **14 Years**

(21) **Appl. No.:** **29/279,613**

(22) **Filed:** **May 3, 2007**

(51) **LOC (8) Cl.** ..... **07-02**

(52) **U.S. Cl.** ..... **D7/394**

(58) **Field of Classification Search** ..... D7/393,  
D7/394, 354-357, 359-361; D8/107, 307,  
D8/300, 303, 315; 16/430, 431, 110.1, 416,  
16/419, 443, 444; 220/573.1-573.5, 752,  
220/753, 755, 759

See application file for complete search history.

(56) **References Cited**

**U.S. PATENT DOCUMENTS**

- D367,584 S \* 3/1996 Koch ..... D7/394
- D457,386 S \* 5/2002 Coudurier ..... D7/394
- D480,911 S \* 10/2003 Logiudice et al. .... D7/394
- D482,233 S \* 11/2003 Rae ..... D7/393
- D482,929 S \* 12/2003 Rae ..... D7/394

- D493,061 S \* 7/2004 Rae ..... D7/394
- D503,070 S \* 3/2005 Cheng ..... D7/394
- D507,931 S \* 8/2005 Rae ..... D7/393
- D536,924 S \* 2/2007 Levy et al. .... D7/393

\* cited by examiner

*Primary Examiner*—Holly H. Baynham

*Assistant Examiner*—Cynthia M. Chin

(74) *Attorney, Agent, or Firm*—Edward S. Sherman

(57) **CLAIM**

The ornamental design for an arching top cookware handle, as shown and described.

**DESCRIPTION**

FIG. 1 is a perspective view of the “arching top cookware handle” from above showing my new design;

FIG. 2 is a top plan view thereof;

FIG. 3 is a right side elevation thereof;


FIG. 4 is another side elevation thereof that is orthogonal to the view in FIG. 3;

FIG. 5 is a bottom plan view thereof;

FIG. 6 is a left side elevation view thereof; and,

FIG. 7 is a perspective view thereof from below.

**1 Claim, 1 Drawing Sheet**



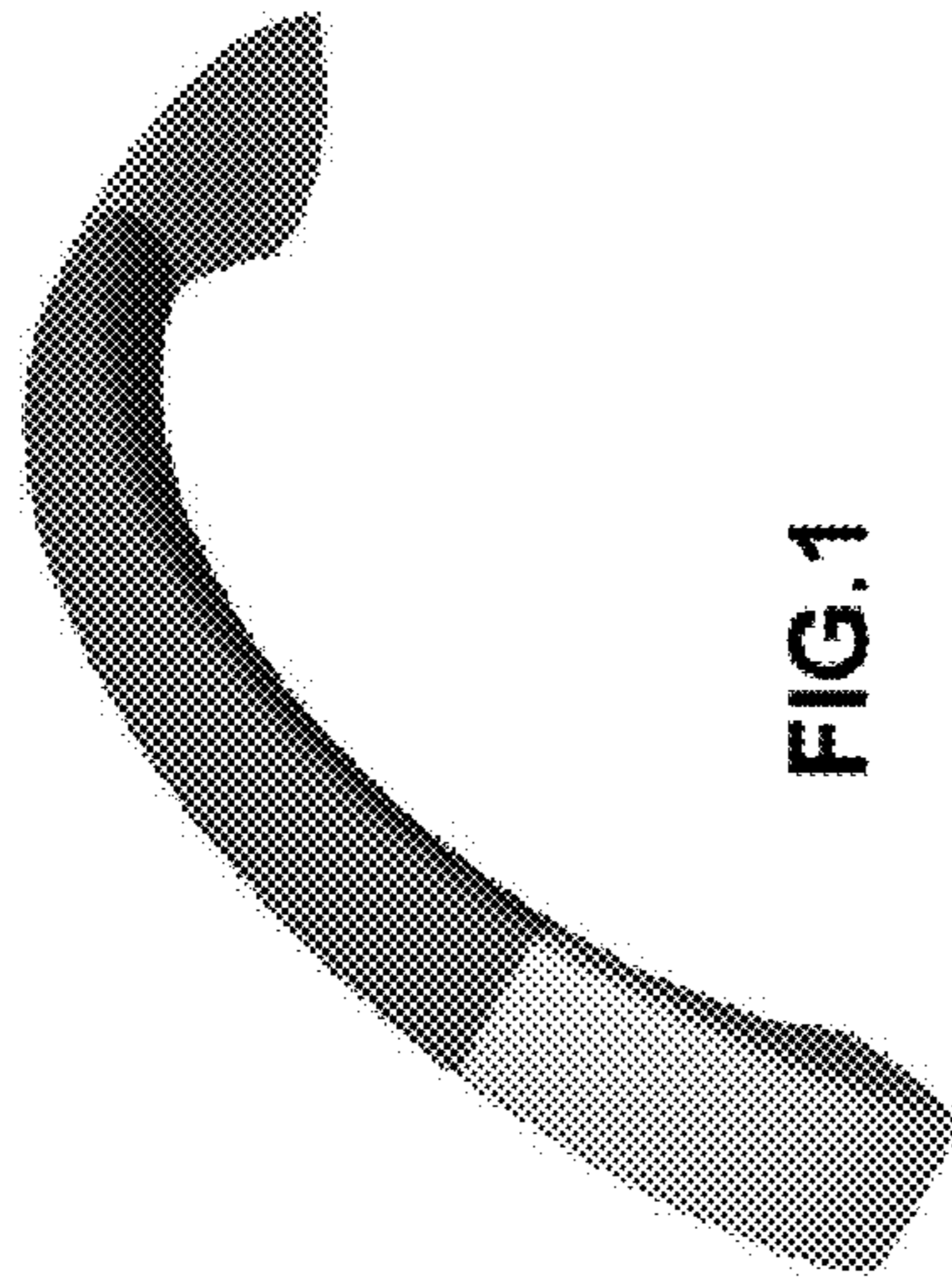


FIG. 1




FIG. 2




FIG. 3




FIG. 4




FIG. 6

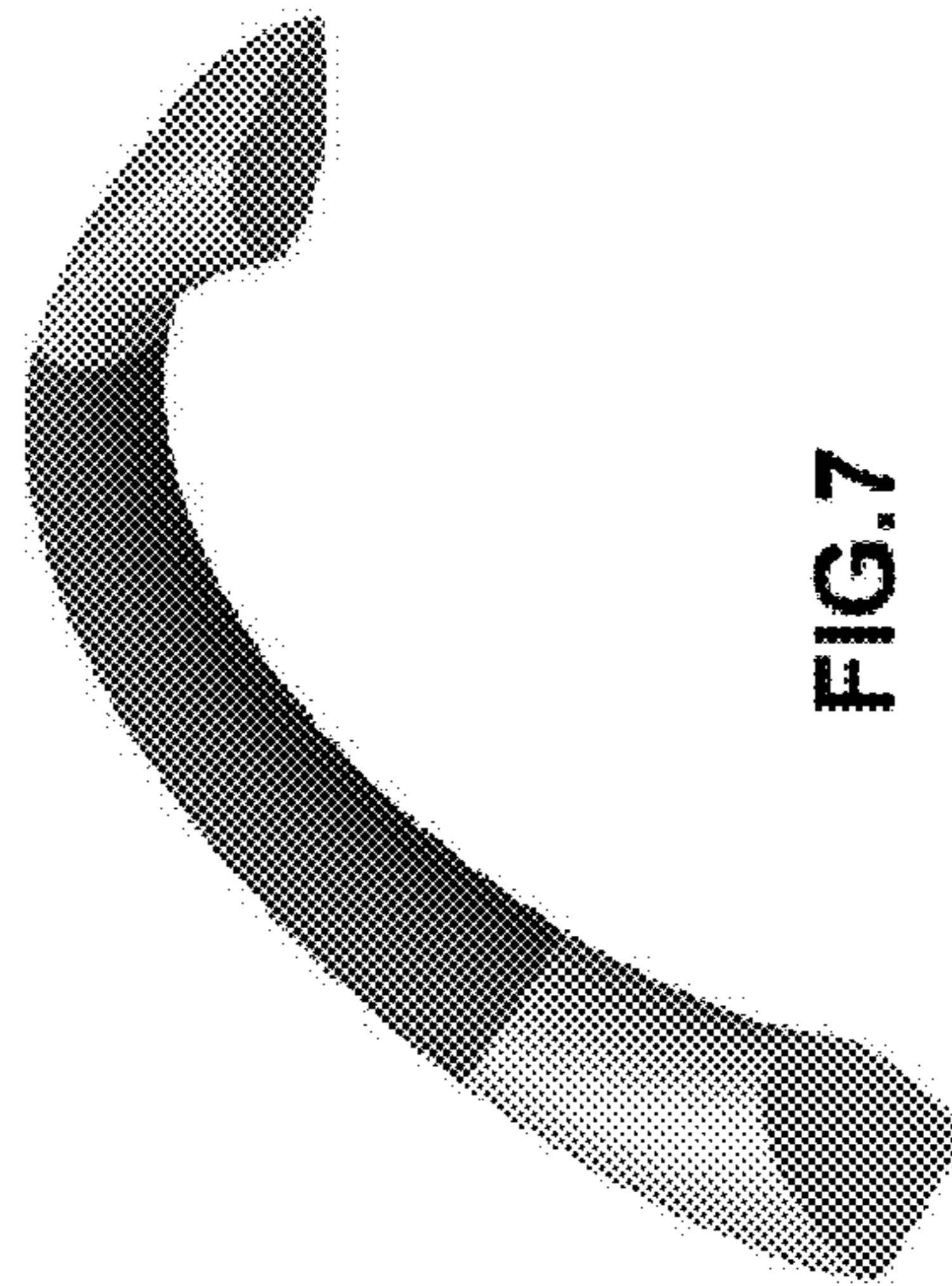


FIG. 7




FIG. 5